

SeeNews

Business Intelligence
for Southeast Europe



Industry Report

Manufacture of machinery and
equipment n.e.c.

2015

BULGARIA

seenews.com/reports

CONTENTS

I. KEY INDICATORS

II. INTRODUCTION

III. REVENUES

IV. EXPENSES

V. PROFITABILITY

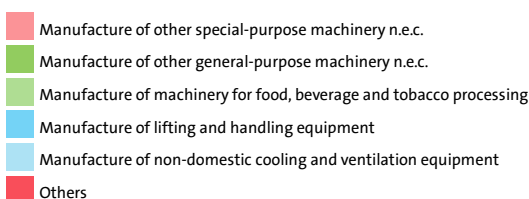
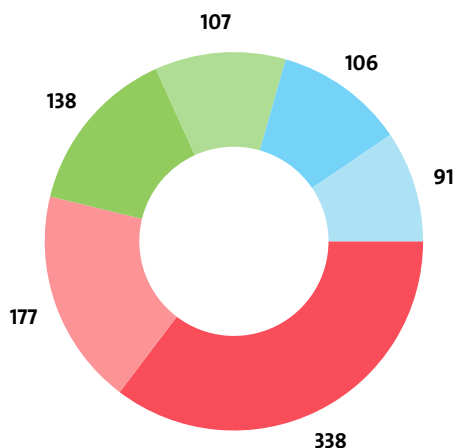
VI. EMPLOYMENT

I. KEY INDICATORS

- The Manufacture of machinery and equipment n.e.c. industry in Bulgaria was represented by 957 companies at the end of 2015, compared to 929 in the previous year and 868 in 2013.
- The industry's net profit amounted to BGN 191,875,000 in 2015.
- The industry's total revenue was BGN 3,024,486,000 in 2015, up by 6.74% compared to the previous year.
- The combined costs of the companies in the Manufacture of machinery and equipment n.e.c. industry reached BGN 2,809,718,000 in 2015, up by 6.22% year-on-year.
- The industry's total revenue makes up 3.75% to the country's Gross domestic product (GDP) in 2015, compared to 3.64% for 2014 and 3.44% in 2013.
- A total of 32,900 people were employed in the Manufacture of machinery and equipment n.e.c. industry in 2015, compared to 30,171 in 2014 and 30,878 in 2013.
- Most of the companies in the industry are based in Sofia, followed by Plovdiv and Ruse.

II. INTRODUCTION

In 2015 the companies in the Manufacture of machinery and equipment n.e.c. industry numbered 957, distributed in 21 sectors.



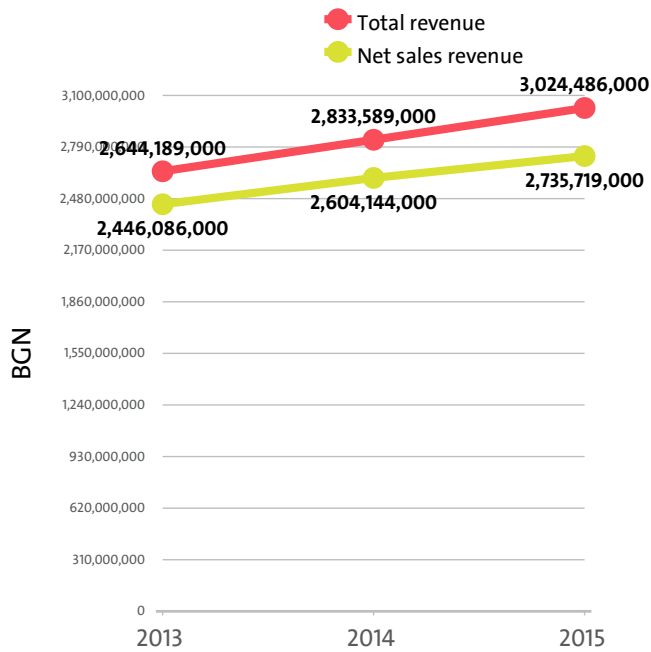
In 2014 there were a total of 929 companies operating in the industry. In 2013 their number totalled 868.

NUMBER OF COMPANIES IN MANUFACTURE OF MACHINERY AND EQUIPMENT N.E.C. INDUSTRY BY SECTORS

SECTOR	2015	2014	2013
MANUFACTURE OF OTHER SPECIAL-PURPOSE MACHINERY N.E.C.	177	179	158
MANUFACTURE OF OTHER GENERAL-PURPOSE MACHINERY N.E.C.	138	124	127
MANUFACTURE OF MACHINERY FOR FOOD, BEVERAGE AND TOBACCO PROCESSING	107	104	95
MANUFACTURE OF LIFTING AND HANDLING EQUIPMENT	106	115	109
MANUFACTURE OF NON-DOMESTIC COOLING AND VENTILATION EQUIPMENT	91	86	74
MANUFACTURE OF AGRICULTURAL AND FORESTRY MACHINERY	62	55	57
MANUFACTURE OF METAL FORMING MACHINERY	46	46	48
MANUFACTURE OF OTHER MACHINE TOOLS	31	28	26
MANUFACTURE OF FLUID POWER EQUIPMENT	30	25	24
MANUFACTURE OF MACHINERY FOR MINING, QUARRYING AND CONSTRUCTION	24	23	21
MANUFACTURE OF BEARINGS, GEARS, GEARING AND DRIVING ELEMENTS	19	17	14
MANUFACTURE OF OTHER TAPS AND VALVES	18	23	16
MANUFACTURE OF PLASTICS AND RUBBER MACHINERY	18	16	17
MANUFACTURE OF MACHINERY FOR METALLURGY	18	16	14
MANUFACTURE OF OVENS, FURNACES AND FURNACE BURNERS	18	13	13
MANUFACTURE OF OFFICE MACHINERY AND EQUIPMENT (EXCEPT COMPUTERS AND PERIPHERAL EQUIPMENT)	17	21	19
MANUFACTURE OF OTHER PUMPS AND COMPRESSORS	16	15	16
MANUFACTURE OF MACHINERY FOR PAPER AND PAPERBOARD PRODUCTION	8	6	5
MANUFACTURE OF ENGINES AND TURBINES, EXCEPT AIRCRAFT, VEHICLE AND CYCLE ENGINES	6	7	8
MANUFACTURE OF MACHINERY FOR TEXTILE, APPAREL AND LEATHER PRODUCTION	4	5	3
MANUFACTURE OF POWER-DRIVEN HAND TOOLS	3	5	4

III. REVENUES

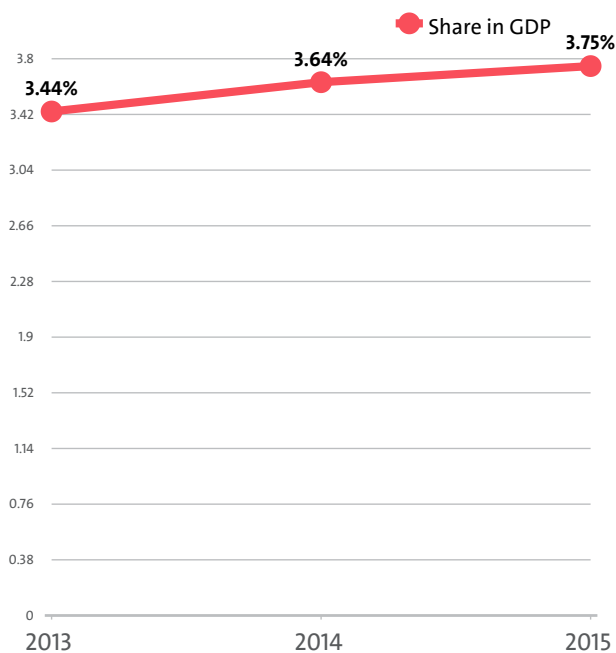
The total revenue in the industry was BGN 3,024,486,000 in 2015, BGN 2,833,589,000 in 2014 and 2,644,189,000 in 2013.



The companies in the Manufacture of machinery and equipment n.e.c. market of Bulgaria earned combined net sales revenues of BGN 2,735,719,000 in 2015.

In annual terms, sales marked a growth of 5.05% compared to 2014. In comparison to 2013 they grew by 11.84%. In 2014 sales went up by 6.46% year-on-year.

The Manufacture of machinery and equipment n.e.c. industry total revenue make up 3.75% to the country's GDP in 2015, compared to 3.64% for 2014 and 3.44% in 2013.



In 2015 the Manufacture of machinery and equipment n.e.c. industry contributed to GDP BGN 2,672,503,000 in Gross value added (GVA) accounting for 1.73% of the total for the country's economy.

In the previous year, the industry's GVA amounted BGN 2,507,280,000, accounting for 1.75% of the total for the

country in 2014. In 2013 the GVA of the Manufacture of machinery and equipment n.e.c. was BGN 2,247,106,000, or 1.66% of the GVA for the country's economy.

GVA BY SECTORS

RANK	SECTOR	BGN	SHARE OF THE COUNTRY'S GVA (%)
1	MANUFACTURE OF OTHER TAPS AND VALVES	368,954,000	0.24
2	MANUFACTURE OF LIFTING AND HANDLING EQUIPMENT	357,966,000	0.23
3	MANUFACTURE OF FLUID POWER EQUIPMENT	259,793,000	0.17
4	MANUFACTURE OF OTHER PUMPS AND COMPRESSORS	210,745,000	0.14
5	MANUFACTURE OF NON-DOMESTIC COOLING AND VENTILATION EQUIPMENT	186,683,000	0.12
6	MANUFACTURE OF OTHER GENERAL-PURPOSE MACHINERY N.E.C.	176,176,000	0.11
7	MANUFACTURE OF OFFICE MACHINERY AND EQUIPMENT (EXCEPT COMPUTERS AND PERIPHERAL EQUIPMENT)	172,732,000	0.11
8	MANUFACTURE OF BEARINGS, GEARS, GEARING AND DRIVING ELEMENTS	166,128,000	0.11
9	MANUFACTURE OF MACHINERY FOR FOOD, BEVERAGE AND TOBACCO PROCESSING	164,550,000	0.11
10	MANUFACTURE OF OTHER SPECIAL-PURPOSE MACHINERY N.E.C.	156,467,000	0.10
11	MANUFACTURE OF METAL FORMING MACHINERY	147,434,000	0.10
12	MANUFACTURE OF MACHINERY FOR MINING, QUARRYING AND CONSTRUCTION	99,674,000	0.06
13	MANUFACTURE OF AGRICULTURAL AND FORESTRY MACHINERY	74,253,000	0.05
14	MANUFACTURE OF ENGINES AND TURBINES, EXCEPT AIRCRAFT, VEHICLE AND CYCLE ENGINES	30,995,000	0.02
15	MANUFACTURE OF POWER-DRIVEN HAND TOOLS	26,422,000	0.02
16	MANUFACTURE OF MACHINERY FOR METALLURGY	23,578,000	0.02
17	MANUFACTURE OF OTHER MACHINE TOOLS	22,656,000	0.02
18	MANUFACTURE OF PLASTICS AND RUBBER MACHINERY	16,491,000	0.01
19	MANUFACTURE OF OVENS, FURNACES AND FURNACE BURNERS	7,580,000	0.01
20	MANUFACTURE OF MACHINERY FOR PAPER AND PAPERBOARD PRODUCTION	2,516,000	0.00
21	MANUFACTURE OF MACHINERY FOR TEXTILE, APPAREL AND LEATHER PRODUCTION	710,000	0.00

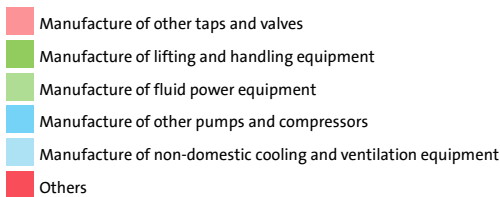
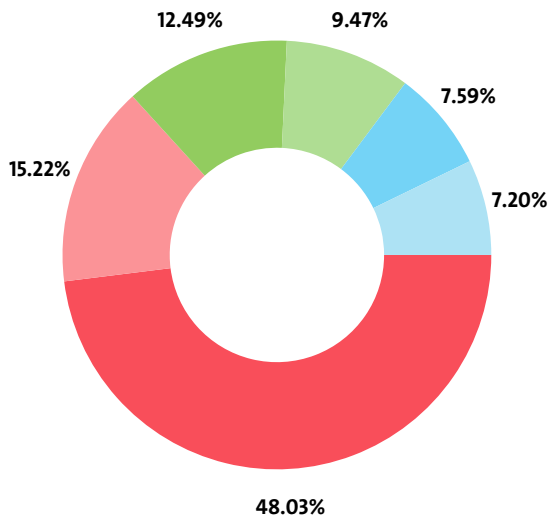
We expect, based on the trend in the last three years, the total revenue of the Manufacture of machinery and equipment n.e.c. industry to change at a compound annual growth rate (CAGR) of 6.95% in 2016.

NET SALES REVENUE BY SECTORS

RANK	SECTOR	NET SALES REVENUE (BGN)
1	MANUFACTURE OF OTHER TAPS AND VALVES	416,346,000
2	MANUFACTURE OF LIFTING AND HANDLING EQUIPMENT	341,643,000
3	MANUFACTURE OF FLUID POWER EQUIPMENT	259,026,000
4	MANUFACTURE OF OTHER PUMPS AND COMPRESSORS	207,757,000
5	MANUFACTURE OF NON-DOMESTIC COOLING AND VENTILATION EQUIPMENT	196,863,000
6	MANUFACTURE OF OFFICE MACHINERY AND EQUIPMENT (EXCEPT COMPUTERS AND PERIPHERAL EQUIPMENT)	181,608,000
7	MANUFACTURE OF MACHINERY FOR FOOD, BEVERAGE AND TOBACCO PROCESSING	180,260,000
8	MANUFACTURE OF OTHER GENERAL-PURPOSE MACHINERY N.E.C.	178,881,000

9	MANUFACTURE OF METAL FORMING MACHINERY	168,885,000
10	MANUFACTURE OF BEARINGS, GEARS, GEARING AND DRIVING ELEMENTS	163,444,000
11	MANUFACTURE OF OTHER SPECIAL-PURPOSE MACHINERY N.E.C.	138,036,000
12	MANUFACTURE OF MACHINERY FOR MINING, QUARRYING AND CONSTRUCTION	99,892,000
13	MANUFACTURE OF AGRICULTURAL AND FORESTRY MACHINERY	72,324,000
14	MANUFACTURE OF ENGINES AND TURBINES, EXCEPT AIRCRAFT, VEHICLE AND CYCLE ENGINES	30,202,000
15	MANUFACTURE OF POWER-DRIVEN HAND TOOLS	25,519,000
16	MANUFACTURE OF MACHINERY FOR METALLURGY	22,374,000
17	MANUFACTURE OF OTHER MACHINE TOOLS	21,679,000
18	MANUFACTURE OF PLASTICS AND RUBBER MACHINERY	20,109,000
19	MANUFACTURE OF OVENS, FURNACES AND FURNACE BURNERS	7,558,000
20	MANUFACTURE OF MACHINERY FOR PAPER AND PAPERBOARD PRODUCTION	2,633,000
21	MANUFACTURE OF MACHINERY FOR TEXTILE, APPAREL AND LEATHER PRODUCTION	680,000

INDUSTRY'S NET SALES REVENUE STRUCTURE BY SECTORS



The highest growth, of 83.34%, was recorded by Manufacture of plastics and rubber machinery, while Manufacture of power-driven hand tools registered the sharpest decline, of 27.78%.

TOP COMPANIES' REVENUE BY SECTORS

SEGMENT	COMPANY	TOTAL REVENUE (BGN)	NET SALES REVENUE (BGN)
MANUFACTURE OF BEARINGS, GEARS, GEARING AND DRIVING ELEMENTS	SKF BEARINGS BULGARIA AD	148,729,000	145,607,000
	REMOTEX M OOD	6,908,000	775,000
	MODUL - AD	6,862,000	6,486,000
MANUFACTURE OF OTHER TAPS AND VALVES	IDEAL STANDART - VIDIMA AD	384,023,000	365,566,000
	DANFOS OOD	34,494,000	34,358,000
	SIBI OOD	7,932,000	6,509,000

MANUFACTURE OF PLASTICS AND RUBBER MACHINERY		
ESMOS AD	5,662,000	5,449,000
ALPHACO MANUFACTURING OOD	5,002,000	5,000,000
TECNO RUBBER OOD	2,974,000	2,059,000
MANUFACTURE OF OTHER SPECIAL-PURPOSE MACHINERY N.E.C.		
MILARA INTERNATIONAL OOD	16,246,000	12,182,000
BULGARIAN MILITARY MANUFACTURING GROUP OOD	16,173,000	0
KFK AD	9,937,000	6,098,000
MANUFACTURE OF OTHER PUMPS AND COMPRESSORS		
MAGNA POWERTRAIN PLOVDIV OOD	179,392,000	177,707,000
PRESKOV AD	17,085,000	16,081,000
NAK MASHY 97 OOD	5,111,000	3,916,000
MANUFACTURE OF OTHER MACHINE TOOLS		
ZMM STOMANA AD	15,195,000	13,876,000
KOTOGROUP OOD	1,550,000	1,516,000
AGA SYSTEMS OOD	1,312,000	1,312,000
MANUFACTURE OF MACHINERY FOR PAPER AND PAPERBOARD PRODUCTION		
KANAK OOD	825,000	694,000
ET YOBOTEHNIK	748,000	748,000
UMLENSKI OOD	721,000	652,000
MANUFACTURE OF MACHINERY FOR TEXTILE, APPAREL AND LEATHER PRODUCTION		
AUTOMATIC MACHINES AND SYSTEMS OOD	415,000	361,000
YOTOS OOD	210,000	210,000
FINMACH OOD	106,000	106,000
MANUFACTURE OF FLUID POWER EQUIPMENT		
M+S HYDRAULIC AD	86,637,000	85,925,000
HYDRAULIC ELEMENTS & SYSTEMS AD	42,972,000	41,782,000
CAPRONI AD	40,114,000	36,921,000
MANUFACTURE OF MACHINERY FOR METALLURGY		
ILINDEN OOD	15,067,000	13,806,000
SPESIMA OOD	3,455,000	3,127,000
POLI - DIAS, DILOVSKI, DAKOVA S-IE SD	1,547,000	1,539,000
MANUFACTURE OF MACHINERY FOR FOOD, BEVERAGE AND TOBACCO PROCESSING		
PIM OOD	29,852,000	27,877,000
HRANINVEST-HRANMASHKOMPLEKT AD	23,223,000	21,403,000
AYGER INZHENERING OOD	22,621,000	22,226,000
MANUFACTURE OF METAL FORMING MACHINERY		
MILCO OOD	77,561,000	74,819,000
ZMM - SLIVEN AD	21,314,000	20,399,000
RAIS OOD	16,444,000	14,088,000
MANUFACTURE OF POWER-DRIVEN HAND TOOLS		
SPARKY ELTOS AD	48,618,000	22,987,000
OKTO-7 OOD	3,127,000	2,510,000
SIMAD	96,000	22,000
MANUFACTURE OF MACHINERY FOR MINING, QUARRYING AND CONSTRUCTION		
CONSTRUCTION TOOLS OOD	76,316,000	75,321,000
BERCO BULGARIA OOD	5,913,000	5,510,000
MBI BULGARIA OOD	4,661,000	4,315,000
MANUFACTURE OF OTHER GENERAL-PURPOSE MACHINERY N.E.C.		
A.L.FILTER OOD	56,311,000	51,476,000
INDEX-6 OOD	26,630,000	22,617,000
SL INDUSTRIES OOD	13,802,000	12,895,000
MANUFACTURE OF ENGINES AND TURBINES, EXCEPT AIRCRAFT, VEHICLE AND CYCLE ENGINES		
VAPTECH OOD	23,847,000	22,771,000
DROUZHBA OOD	7,429,000	6,156,000
ENERGOREMONT - PLOVDIV AD	1,369,000	1,187,000
MANUFACTURE OF NON-DOMESTIC COOLING AND VENTILATION EQUIPMENT		
ATARO CLIMA OOD	73,451,000	62,656,000
LIEBHERR - TRANSPORTATION SYSTEMS	61,813,000	60,316,000
MARICA OOD		
TANGRA-AV OOD	11,181,000	9,937,000
MANUFACTURE OF OFFICE MACHINERY AND EQUIPMENT (EXCEPT COMPUTERS AND PERIPHERAL EQUIPMENT)		

DATECS OOD	129,698,000	117,876,000
APS TRADING OOD	37,740,000	30,132,000
APS MANUFACTURING OOD	16,372,000	4,374,000
MANUFACTURE OF OVENS, FURNACES AND FURNACE BURNERS		
MORELLO FORNI OOD	3,986,000	3,880,000
GREYKO ENGINEERING OOD	1,691,000	1,691,000
AS TERM OOD	552,000	470,000
MANUFACTURE OF LIFTING AND HANDLING EQUIPMENT		
PALFINGER PRODUCTION TECHNOLOGY BULGARIA OOD	122,322,000	114,083,000
BALKANSKO ECHO OOD	47,509,000	29,196,000
PODEMCRANE AD	25,456,000	24,549,000
MANUFACTURE OF AGRICULTURAL AND FORESTRY MACHINERY		
INTELLIGANT FOOD SYSTEMS OOD	18,215,000	16,991,000
MADARA AGRO OOD	13,712,000	7,845,000
METALAGRO AD	6,384,000	5,470,000

The top 10 companies in terms of total revenue in Manufacture of machinery and equipment n.e.c. accounted for 44.30% of the industry's total in 2015, 44.29% in 2014 and 45.36% in 2013.

TOP 10 COMPANIES BY TOTAL AND NET SALES REVENUE IN THE INDUSTRY

RANK	COMPANY	TOTAL REVENUE (BGN)	NET SALE REVENUE (BGN)
1	IDEAL STANDART - VIDIMA AD	384,023,000	365,566,000
2	MAGNA POWERTRAIN PLOVDIV OOD	179,392,000	177,707,000
3	SKF BEARINGS BULGARIA AD	148,729,000	145,607,000
4	DATECS OOD	129,698,000	117,876,000
5	PALFINGER PRODUCTION TECHNOLOGY BULGARIA OOD	122,322,000	114,083,000
6	M+S HYDRAULIC AD	86,637,000	85,925,000
7	MILCO OOD	77,561,000	74,819,000
8	CONSTRUCTION TOOLS OOD	76,316,000	75,321,000
9	ATARO CLIMA OOD	73,451,000	62,656,000
10	LIEBHERR - TRANSPORTATION SYSTEMS MARICA OOD	61,813,000	60,316,000

The total revenues of the top 10 companies in the Manufacture of machinery and equipment n.e.c. were 1.66% of GDP in 2015, compared to 1.61% for 2014 and 1.56% in 2013.

The top 10 by assets in the Manufacture of machinery and equipment n.e.c. sector made up BGN 1,204,147,000, or 44.02% of the total net sales revenue.

TOP 10 BY TOTAL ASSETS IN THE INDUSTRY

RANK	COMPANY	BGN
1	IDEAL STANDART - VIDIMA AD	380,652,000
2	DATECS OOD	129,378,000
3	SKF BEARINGS BULGARIA AD	114,101,000
4	SPARKY ELTOS AD	111,745,000
5	PALFINGER PRODUCTION TECHNOLOGY BULGARIA OOD	90,633,000
6	M+S HYDRAULIC AD	75,604,000
7	MAGNA POWERTRAIN PLOVDIV OOD	71,598,000
8	ATARO CLIMA OOD	63,471,000
9	CAPRONI AD	50,805,000
10	MILCO OOD	41,685,000

TOP 10 COMPANIES WITH HIGHEST ANNUAL GROWTH IN OPERATING REVENUE IN MANUFACTURE OF MACHINERY AND EQUIPMENT N.E.C.

RANK	COMPANY	Y/Y GROWTH
1	PENCHEV INVEST OOD	39061.54%
2	INSTALO BG OOD	18060.00%
3	BISA-T OOD	11700.00%
4	SOBAR BS OOD	7600.00%
5	PUC-BOBOV DOL OOD	6850.00%
6	VOLACOM AD	5683.33%
7	INTELLIGANT FOOD SYSTEMS OOD	3472.95%
8	INBASE TECH FOOD	3221.58%
9	ROMEKS KAR OOD	2750.00%
10	MEGAMASH OOD	2689.66%

TOP 10 COMPANIES BY TOTAL REVENUE IN THE FIELD MANUFACTURE OF BEARINGS, GEARS, GEARING AND DRIVING ELEMENTS WERE:

COMPANY	BGN
SKF BEARINGS BULGARIA AD	148,729,000
REMOTEX M OOD	6,908,000
MODUL - AD	6,862,000
ZMM - NOVA ZAGORA AD	4,455,000
INNTECH OOD	1,394,000
TECHNOKONTAKT INTERNATIONAL OOD	919,000
TECHNOCONTACT AD BRANCH RUSE	868,000
TECHNOCONTACT AD	868,000
BALKAN-ISKAR AD	749,000
TPK OBEDINENIE	518,000

The 10 largest companies in terms of total revenue in sector Manufacture of machinery and equipment n.e.c. earned total revenue of BGN 172,270,000 and accounted for 5.70% of the industry's total revenue.

TOP 10 COMPANIES BY TOTAL REVENUE IN THE SECTOR MANUFACTURE OF OTHER TAPS AND VALVES WERE:

COMPANY	BGN
IDEAL STANDART - VIDIMA AD	384,023,000
DANFOS OOD	34,494,000
SIBI OOD	7,932,000
CHUGUNENA ARMATURA BULGARIA AD	4,881,000
ASAT OOD	2,269,000
POPANASTASOV ENGINEERING OOD	807,000
SPEKTAR EOOD	753,000
BULARM - STROI OOD	669,000
ET BOBEV-49	542,000
SAKAR TREYDING OOD	531,000

The 10 largest companies in terms of total revenue in sector Manufacture of machinery and equipment n.e.c. earned total revenue of BGN 436,901,000 and accounted for 14.45% of the industry's total revenue.

TOP 10 COMPANIES BY TOTAL REVENUE IN THE MARKET MANUFACTURE OF PLASTICS AND RUBBER MACHINERY WERE:

COMPANY	BGN
ESMOS AD	5,662,000
ALPHACO MANUFACTURING OOD	5,002,000
TECNO RUBBER OOD	2,974,000
INOVAS OOD	2,420,000
VITALIY I SIN - IGLIKA MANOVA ET SOLE TRADER	1,790,000

ET VESPA - VESKO PANTALEEV	834,000
BANKOV OOD	671,000
OOD SOVIS	623,000
KOLEV I KO OOD	372,000
DAN EOOD	339,000

The 10 largest companies in terms of total revenue in sector Manufacture of machinery and equipment n.e.c. earned total revenue of BGN 20,687,000 and accounted for 0.68% of the industry's total revenue.

TOP 10 COMPANIES BY TOTAL REVENUE IN THE FIELD MANUFACTURE OF OTHER SPECIAL-PURPOSE MACHINERY N.E.C. WERE:

COMPANY	BGN
MILARA INTERNATIONAL OOD	16,246,000
BULGARIAN MILITARY MANUFACTURING GROUP OOD	16,173,000
KFK AD	9,937,000
MECHATRONICA AD	9,932,000
YNIGAZ - VT OOD	6,781,000
KITTNER ANLAGEN-UND MASCHINENBAU OOD	5,681,000
BANK TEH SIS OOD	5,260,000
LESTO PRODUCT OOD	5,243,000
VACUUM EL SYSTEM OOD	5,129,000
PENCHEV INVEST OOD	5,091,000

The 10 largest companies in terms of total revenue in sector Manufacture of machinery and equipment n.e.c. earned total revenue of BGN 85,473,000 and accounted for 2.83% of the industry's total revenue.

TOP 10 COMPANIES BY TOTAL REVENUE IN THE SECTOR MANUFACTURE OF OTHER PUMPS AND COMPRESSORS WERE:

COMPANY	BGN
MAGNA POWERTRAIN PLOVDIV OOD	179,392,000
PRESKOV AD	17,085,000
NAK MASHY 97 OOD	5,111,000
UNITECH - HRISTEV I SIE, GENERAL PARTNERSHIP	3,274,000
VIPOM AD	3,242,000
EUROFLUID HYDRAULIC BULGARIA OOD	1,652,000
NIKOM-65 OOD	1,180,000
NIKOM TECHNO OOD	672,000
VENERA SERVICE OOD	602,000
TM ENERGY OOD	221,000

The 10 largest companies in terms of total revenue in sector Manufacture of machinery and equipment n.e.c. earned total revenue of BGN 212,431,000 and accounted for 7.02% of the industry's total revenue.

TOP 10 COMPANIES BY TOTAL REVENUE IN THE SECTOR MANUFACTURE OF OTHER MACHINE TOOLS WERE:

COMPANY	BGN
ZMM STOMANA AD	15,195,000
KOTOGROUP OOD	1,550,000
AGA SYSTEMS OOD	1,312,000
FAVORIT - MASHINEKS OOD	971,000
BLIK 99 OOD	914,000
PROMAK OOD	631,000
FBM AD	576,000
ZMM-YAKORUDA AD	567,000

AVTOMATIZATSIYA NA DISKRETNOTO PROIZVODSTVO - SMOLYAN OOD	332,000
TEHNOVAKSISTEM OOD	289,000

The 10 largest companies in terms of total revenue in sector Manufacture of machinery and equipment n.e.c. earned total revenue of BGN 22,337,000 and accounted for 0.74% of the industry's total revenue.

TOP COMPANIES BY TOTAL REVENUE IN THE SECTOR MANUFACTURE OF MACHINERY FOR PAPER AND PAPERBOARD PRODUCTION WERE:

COMPANY	BGN
KANAK OOD	825,000
ET YOBOTEHNIK	748,000
UMLENSKI OOD	721,000
4D-PLOVDIV OOD	506,000
PIRINA TECHNOLOGIES AD	112,000

The largest companies in terms of total revenue in sector Manufacture of machinery and equipment n.e.c. earned total revenue of BGN 2,912,000 and accounted for 0.10% of the industry's total revenue.

TOP COMPANIES BY TOTAL REVENUE IN THE SECTOR MANUFACTURE OF MACHINERY FOR TEXTILE, APPAREL AND LEATHER PRODUCTION WERE:

COMPANY	BGN
AUTOMATIC MACHINES AND SYSTEMS OOD	415,000
YOTOS OOD	210,000
FINMACH OOD	106,000
LAUNDRY EQUIPMENT AD	62,000

The largest companies in terms of total revenue in sector Manufacture of machinery and equipment n.e.c. earned total revenue of BGN 793,000 and accounted for 0.03% of the industry's total revenue.

TOP 10 COMPANIES BY TOTAL REVENUE IN THE SECTOR MANUFACTURE OF FLUID POWER EQUIPMENT WERE:

COMPANY	BGN
M+S HYDRAULIC AD	86,637,000
HYDRAULIC ELEMENTS & SYSTEMS AD	42,972,000
CAPRONI AD	40,114,000
BADESHTNOST AD	23,543,000
DJEBEL - 96 OOD	20,259,000
COPA HYDROSYSTEM OOD	10,217,000
MONTANA HYDRAULICS OOD	7,646,000
KIRKOVO OOD	5,870,000
HYDROSYSTEM EOOD	5,292,000
HIDROPNEVMOTEHNIKA AD	4,192,000

The 10 largest companies in terms of total revenue in sector Manufacture of machinery and equipment n.e.c. earned total revenue of BGN 246,742,000 and accounted for 8.16% of the industry's total revenue.

**TOP 10 COMPANIES BY TOTAL REVENUE IN THE SECTOR
MANUFACTURE OF MACHINERY FOR METALLURGY WERE:**

COMPANY	BGN
ILINDEN OOD	15,067,000
SPESIMA OOD	3,455,000
POLI - DIAS, DILOVSKI, DAKOVA S-IE SD	1,547,000
NG DESIGN OOD	1,384,000
BESTTECHNICA TM - RADOMIR AD	1,157,000
APKO KOVANDZHIYSKI OOD	710,000
TECHECO OOD	561,000
EVROMET OOD	508,000
TECHNOCOMMERCE ENGINEERING OOD	249,000
OOD EVROMASHSTROY OOD	214,000

The 10 largest companies in terms of total revenue in sector Manufacture of machinery and equipment n.e.c. earned total revenue of BGN 24,852,000 and accounted for 0.82% of the industry's total revenue.

**TOP 10 COMPANIES BY TOTAL REVENUE IN THE SECTOR
MANUFACTURE OF MACHINERY FOR FOOD, BEVERAGE AND
TOBACCO PROCESSING WERE:**

COMPANY	BGN
PIM OOD	29,852,000
HRANINVEST-HRANMASHKOMPLEKT AD	23,223,000
AYGER INZHENERING OOD	22,621,000
BONNER OOD	13,955,000
THERMOHRAN ENGINEERING OOD	11,102,000
RODINA - HASKOVO AD	7,856,000
DONIDO MACHINE INDUSTRY AD	7,695,000
ISAV-1 OOD	5,902,000
ALFA I ZET	5,244,000
KHS- ZAGORA AD	4,403,000

The 10 largest companies in terms of total revenue in sector Manufacture of machinery and equipment n.e.c. earned total revenue of BGN 131,853,000 and accounted for 4.36% of the industry's total revenue.

**TOP 10 COMPANIES BY TOTAL REVENUE IN THE FIELD
MANUFACTURE OF METAL FORMING MACHINERY WERE:**

COMPANY	BGN
MILCO OOD	77,561,000
ZMM - SLIVEN AD	21,314,000
RAIS OOD	16,444,000
ZMM-POBEDA AD	10,566,000
PRISOE PAK AD	8,603,000
MASHIN - KOMERS OOD	7,142,000
MMT ENGINEERING OOD	5,429,000
ZMM VRATSA AD	5,381,000
SILOMA AD	5,069,000
ZMM-ASENOVGRAD OOD	3,528,000

The 10 largest companies in terms of total revenue in sector Manufacture of machinery and equipment n.e.c. earned total revenue of BGN 161,037,000 and accounted for 5.32% of the industry's total revenue.

**TOP COMPANIES BY TOTAL REVENUE IN THE FIELD
MANUFACTURE OF POWER-DRIVEN HAND TOOLS WERE:**

COMPANY	BGN
SPARKY ELTOS AD	48,618,000
OKTO-7 OOD	3,127,000
SIMAD	96,000

The largest companies in terms of total revenue in sector Manufacture of machinery and equipment n.e.c. earned total revenue of BGN 51,841,000 and accounted for 1.71% of the industry's total revenue.

**TOP 10 COMPANIES BY TOTAL REVENUE IN THE SECTOR
MANUFACTURE OF MACHINERY FOR MINING, QUARRYING AND
CONSTRUCTION WERE:**

COMPANY	BGN
CONSTRUCTION TOOLS OOD	76,316,000
BERCO BULGARIA OOD	5,913,000
MBI BULGARIA OOD	4,661,000
MONEK-YUG AD	3,790,000
TMKO OOD	2,948,000
AEMTECH OOD	1,529,000
KOOL BG OOD	1,482,000
PROMSTROYPROEKT OOD	1,103,000
ET KAMEN KALCHEV	858,000
ENERGOREMONT SLIVEN OOD	794,000

The 10 largest companies in terms of total revenue in sector Manufacture of machinery and equipment n.e.c. earned total revenue of BGN 99,394,000 and accounted for 3.29% of the industry's total revenue.

**TOP 10 COMPANIES BY TOTAL REVENUE IN THE MARKET
MANUFACTURE OF OTHER GENERAL-PURPOSE MACHINERY N.E.C.
WERE:**

COMPANY	BGN
A.L.FILTER OOD	56,311,000
INDEX-6 OOD	26,630,000
SL INDUSTRIES OOD	13,802,000
STIMEX OOD	11,296,000
HALOILA BULGARIA OOD	9,623,000
BULMACHINERY ENTERPRISES OOD	7,987,000
VANIKO OOD	7,516,000
STORM ENGINEERING AD	6,428,000
AB - TERM OOD	5,948,000
ELECTRONICA AD	4,477,000

The 10 largest companies in terms of total revenue in sector Manufacture of machinery and equipment n.e.c. earned total revenue of BGN 150,018,000 and accounted for 4.96% of the industry's total revenue.

**TOP COMPANIES BY TOTAL REVENUE IN THE INDUSTRY
MANUFACTURE OF ENGINES AND TURBINES, EXCEPT AIRCRAFT,
VEHICLE AND CYCLE ENGINES WERE:**

COMPANY	BGN
VAPTECH OOD	23,847,000
DROUZHBA OOD	7,429,000
ENERGOREMONT - PLOVDIV AD	1,369,000
MOTORMAKS OOD	72,000
ET BS - BONCHO STEFANOV	15,000

The largest companies in terms of total revenue in sector

Manufacture of machinery and equipment n.e.c. earned total revenue of BGN 32,732,000 and accounted for 1.08% of the industry's total revenue.

TOP 10 COMPANIES BY TOTAL REVENUE IN THE INDUSTRY MANUFACTURE OF NON-DOMESTIC COOLING AND VENTILATION EQUIPMENT WERE:

COMPANY	BGN
ATARO CLIMA OOD	73,451,000
LIEBHERR - TRANSPORTATION SYSTEMS MARICA OOD	61,813,000
TANGRA-AV OOD	11,181,000
INTECHNA AD	8,344,000
TOPLIK OOD	6,162,000
DAMVENT OOD	5,720,000
TECHNO-FRIGA OOD	4,931,000
SPARTAK AD	3,653,000
KLIMATECH AD	2,932,000
PETROMET OOD	2,897,000

The 10 largest companies in terms of total revenue in sector Manufacture of machinery and equipment n.e.c. earned total revenue of BGN 181,084,000 and accounted for 5.99% of the industry's total revenue.

TOP 10 COMPANIES BY TOTAL REVENUE IN THE FIELD MANUFACTURE OF OFFICE MACHINERY AND EQUIPMENT (EXCEPT COMPUTERS AND PERIPHERAL EQUIPMENT) WERE:

COMPANY	BGN
DATECS OOD	129,698,000
APS TRADING OOD	37,740,000
APS MANUFACTURING OOD	16,372,000
TREMOL OOD	12,245,000
ELTRADE OOD	10,515,000
SMA-ELECTRONICS OOD	3,434,000
ORGTECHNICA AD	3,341,000
NOVOTIKA 95 AD	952,000
PRINT GREEN OOD	912,000
DATEX VIT OOD	315,000

The 10 largest companies in terms of total revenue in sector Manufacture of machinery and equipment n.e.c. earned total revenue of BGN 215,524,000 and accounted for 7.13% of the industry's total revenue.

TOP 10 COMPANIES BY TOTAL REVENUE IN THE MARKET MANUFACTURE OF OVENS, FURNACES AND FURNACE BURNERS WERE:

COMPANY	BGN
MORELLO FORNI OOD	3,986,000
GREYKO ENGINEERING OOD	1,691,000
AS TERM OOD	552,000
POLITERM OOD	497,000
SIMPEX BG OOD	269,000
THERMOSYSTEMA OOD	264,000
DABOS - OOD	206,000
IVA ASSENOVGRAD OOD	143,000
ELPESHTI OOD	80,000
KAMINI HEFEST OOD	72,000

The 10 largest companies in terms of total revenue in sector Manufacture of machinery and equipment n.e.c. earned total revenue of BGN 7,760,000 and accounted for 0.26% of the industry's total revenue.

TOP 10 COMPANIES BY TOTAL REVENUE IN THE FIELD MANUFACTURE OF LIFTING AND HANDLING EQUIPMENT WERE:

COMPANY	BGN
PALFINGER PRODUCTION TECHNOLOGY BULGARIA OOD	122,322,000
BALKANSKO ECHO OOD	47,509,000
PODEMCRANE AD	25,456,000
SPARKY AD	22,878,000
ELMOT AD	16,029,000
IZAMET 1991 OOD	15,536,000
OBITECH OOD	12,754,000
SKLADOVA TEHNIKA AD	10,670,000
ELICA-ELEVATOR OOD	9,782,000
BALKANCAR - RECORD AD	8,604,000

The 10 largest companies in terms of total revenue in sector Manufacture of machinery and equipment n.e.c. earned total revenue of BGN 291,540,000 and accounted for 9.64% of the industry's total revenue.

TOP 10 COMPANIES BY TOTAL REVENUE IN THE SECTOR MANUFACTURE OF AGRICULTURAL AND FORESTRY MACHINERY WERE:

COMPANY	BGN
INTELLIGANT FOOD SYSTEMS OOD	18,215,000
MADARA AGRO OOD	13,712,000
METALAGRO AD	6,384,000
METAREM AD	5,066,000
RALOMEX AD	4,594,000
PERLA AD	3,805,000
KAMT AD	3,739,000
VIKIS HYDRAULICS OOD	3,268,000
ELTRON OOD	2,446,000
SLAV - VERIGI OOD	2,120,000

The 10 largest companies in terms of total revenue in sector Manufacture of machinery and equipment n.e.c. earned total revenue of BGN 63,349,000 and accounted for 2.09% of the industry's total revenue.

PRODUCTION FIGURES FOR MANUFACTURE OF MACHINERY AND EQUIPMENT N.E.C. IN 2015

SECTOR	UNIT	QUANTITY PRODUCED	INCL. CUT, MAKE, TRIM (CMT) QUANTITY
ENGINES AND TURBINES, EXCEPT AIRCRAFT, VEHICLE AND CYCLE ENGINES	NUMBER	2	0
FLUID POWER EQUIPMENT	NUMBER	2,561,397	0
OTHER PUMPS AND COMPRESSORS	NUMBER	1,559,170	15
OTHER TAPS AND VALVES	KILOGRAM S	20,846,222	24,605
BEARINGS, GEARS, GEARING AND DRIVING ELEMENTS	KILOGRAM S	4,977,170	0
OVENS, FURNACES AND FURNACE BURNERS	KILOGRAM S	54,336	0
LIFTING AND HANDLING EQUIPMENT	KILOGRAM S	79,867	74
OFFICE MACHINERY AND EQUIPMENT (EXCEPT COMPUTERS AND PERIPHERAL EQUIPMENT)	NUMBER	306,730	26,398
POWER-DRIVEN HAND TOOLS	NUMBER	115,519	0
NON-DOMESTIC COOLING AND VENTILATION EQUIPMENT	NUMBER	134,755	0
OTHER GENERAL-PURPOSE MACHINERY N.E.C.	NUMBER	51,976	0
AGRICULTURAL AND FORESTRY MACHINERY	NUMBER	6,690	0
METAL FORMING MACHINERY	NUMBER	1,697	0

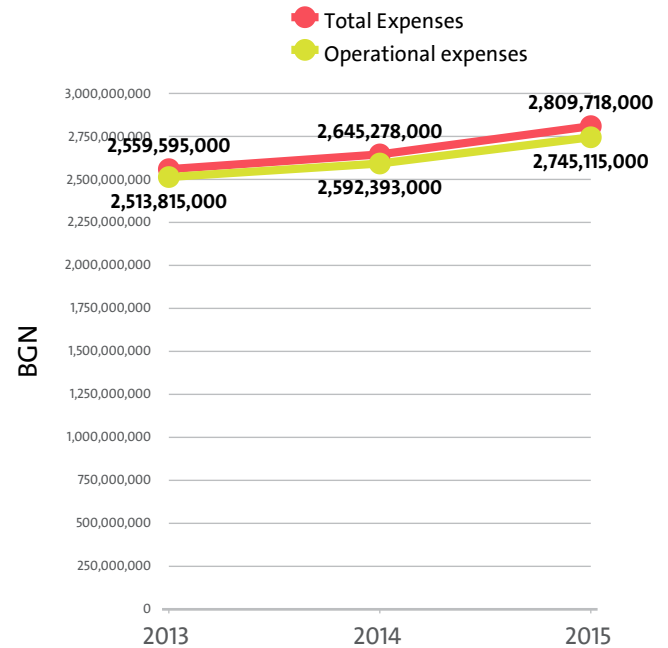
OTHER MACHINE TOOLS	KILOGRAMS	254,303	12,254
MACHINERY FOR METALLURGY	NUMBER	242	0
MACHINERY FOR MINING, QUARRYING AND CONSTRUCTION	NUMBER	32,154	0
MACHINERY FOR FOOD, BEVERAGE AND TOBACCO PROCESSING	NUMBER	12,850	0
MACHINERY FOR TEXTILE, APPAREL AND LEATHER PRODUCTION	NUMBER	49	0
MACHINERY FOR PAPER AND PAPERBOARD PRODUCTION	NUMBER	23	0
PLASTICS AND RUBBER MACHINERY	NUMBER	424	0
OTHER SPECIAL-PURPOSE MACHINERY N.E.C.	NUMBER	176,847	1

OUTPUT SALES FIGURES FOR MANUFACTURE OF MACHINERY AND EQUIPMENT N.E.C. IN 2015

SECTOR	UNIT	QUANTITY SOLD	INCL. EXPORTED QUANTITY	SALES IN BGN	INCL. EXPORTS IN BGN
ENGINES AND TURBINES, EXCEPT AIRCRAFT, VEHICLE AND CYCLE ENGINES	NUMBER	2,000	0	655,000,000	0
FLUID POWER EQUIPMENT	NUMBER	2,519,240,000	2,147,547,000	199,851,000,000	159,799,000,000
OTHER PUMPS AND COMPRESSORS	NUMBER	1,586,894,000	1,567,146,000	124,580,680,000	121,803,800,000
OTHER TAPS AND VALVES	KILOGRAMS	20,821,248,000	7,825,961,000	223,135,000,000	194,724,000,000
BEARINGS, GEARS, GEARING AND DRIVING ELEMENTS	KILOGRAMS	4,380,282,000	3,857,169,000	83,871,000,000	78,622,000,000
OVENS, FURNACES AND FURNACE BURNERS	KILOGRAMS	55,575,000	26,727,000	15,687,000,000	10,899,000,000
LIFTING AND HANDLING EQUIPMENT	KILOGRAMS	80,044,000	22,696,000	123,091,000,000	82,336,000,000
OFFICE MACHINERY AND EQUIPMENT (EXCEPT COMPUTERS AND PERIPHERAL EQUIPMENT)	NUMBER	281,282,000	233,374,000	60,166,000,000	51,416,000,000
POWER-DRIVEN HAND TOOLS	NUMBER	113,478,000	2,201,000	12,273,000,000	261,000,000
NON-DOMESTIC COOLING AND VENTILATION EQUIPMENT	NUMBER	47,671,000	16,831,000	99,538,760,000	65,996,000,000
OTHER GENERAL-PURPOSE MACHINERY N.E.C.	NUMBER	50,713,000	9,386,000	74,192,960,000	39,848,120,000
AGRICULTURAL AND FORESTRY MACHINERY	NUMBER	6,679,000	804,000	45,098,160,000	5,228,160,000
METAL FORMING MACHINERY	NUMBER	1,816,000	932,000	128,825,150,000	40,985,000,000
OTHER MACHINE TOOLS	KILOGRAMS	304,610,000	177,396,000	29,303,000,000	21,892,000,000
MACHINERY FOR METALLURGY	NUMBER	242,000	37,000	12,761,000,000	4,349,000,000
MACHINERY FOR MINING, QUARRYING AND CONSTRUCTION	NUMBER	25,870,000	25,812,000	81,947,000,000	75,973,000,000
MACHINERY FOR FOOD, BEVERAGE AND TOBACCO PROCESSING	NUMBER	12,890,000	3,279,000	102,894,840,000	63,602,000,000
MACHINERY FOR TEXTILE, APPAREL AND LEATHER PRODUCTION	NUMBER	49,000	0	1,634,500,000	0
MACHINERY FOR PAPER AND PAPERBOARD PRODUCTION	NUMBER	23,000	17,000	1,244,000,000	788,000,000
PLASTICS AND RUBBER MACHINERY	NUMBER	418,000	233,000	12,412,000,000	7,963,000,000
OTHER SPECIAL-PURPOSE MACHINERY N.E.C.	NUMBER	174,832,000	139,315,000	48,804,300,000	22,861,200,000

IV. EXPENSES

The combined costs of the companies in the Manufacture of machinery and equipment n.e.c. industry reached BGN 2,809,718,000 in 2015.



In annual terms, total expenses rose by 6.22% compared to 2014 and went up by 9.77% in comparison to 2013.

The total operating expenses of the companies in the Manufacture of machinery and equipment n.e.c. industry were BGN 2,745,115,000 in 2015.

Operating costs rose by 5.89% compared with the previous year and went up by 9.20% when compared to 2013.

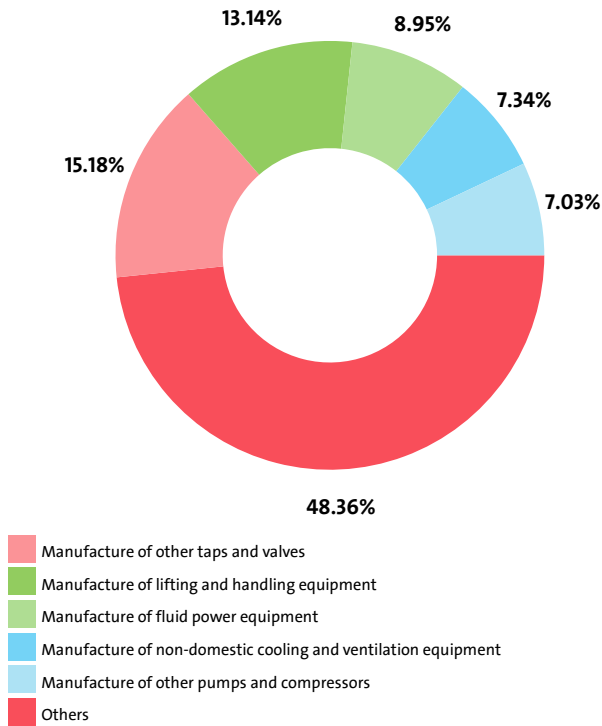
We expect, based on the trend in the last three years, the total costs of the Manufacture of machinery and equipment n.e.c. industry to change at a compound annual growth rate (CAGR) of 4.77% in 2016.

TOTAL COSTS BY SECTORS

RANK	SECTOR	TOTAL COSTS (BGN)
1	MANUFACTURE OF OTHER TAPS AND VALVES	426,403,000
2	MANUFACTURE OF LIFTING AND HANDLING EQUIPMENT	369,325,000
3	MANUFACTURE OF FLUID POWER EQUIPMENT	251,587,000
4	MANUFACTURE OF NON-DOMESTIC COOLING AND VENTILATION EQUIPMENT	206,297,000
5	MANUFACTURE OF OTHER PUMPS AND COMPRESSORS	197,389,000
6	MANUFACTURE OF OFFICE MACHINERY AND EQUIPMENT (EXCEPT COMPUTERS AND PERIPHERAL EQUIPMENT)	187,154,000
7	MANUFACTURE OF MACHINERY FOR FOOD, BEVERAGE AND TOBACCO PROCESSING	181,579,000
8	MANUFACTURE OF OTHER GENERAL-PURPOSE MACHINERY N.E.C.	180,912,000
9	MANUFACTURE OF METAL FORMING MACHINERY	174,352,000
10	MANUFACTURE OF BEARINGS, GEARS, GEARING AND DRIVING ELEMENTS	164,304,000
11	MANUFACTURE OF OTHER SPECIAL-PURPOSE MACHINERY N.E.C.	139,582,000
12	MANUFACTURE OF MACHINERY FOR MINING, QUARRYING AND CONSTRUCTION	87,774,000
13	MANUFACTURE OF AGRICULTURAL AND FORESTRY MACHINERY	75,479,000
14	MANUFACTURE OF POWER-DRIVEN HAND TOOLS	61,627,000
15	MANUFACTURE OF ENGINES AND TURBINES, EXCEPT AIRCRAFT, VEHICLE AND CYCLE ENGINES	31,543,000
16	MANUFACTURE OF MACHINERY FOR METALLURGY	24,243,000
17	MANUFACTURE OF OTHER MACHINE TOOLS	22,001,000

18 MANUFACTURE OF PLASTICS AND RUBBER MACHINERY	18,355,000
19 MANUFACTURE OF OVENS, FURNACES AND FURNACE BURNERS	6,626,000
20 MANUFACTURE OF MACHINERY FOR PAPER AND PAPERBOARD PRODUCTION	2,425,000
21 MANUFACTURE OF MACHINERY FOR TEXTILE, APPAREL AND LEATHER PRODUCTION	761,000

INDUSTRY'S TOTAL COSTS STRUCTURE BY SECTORS

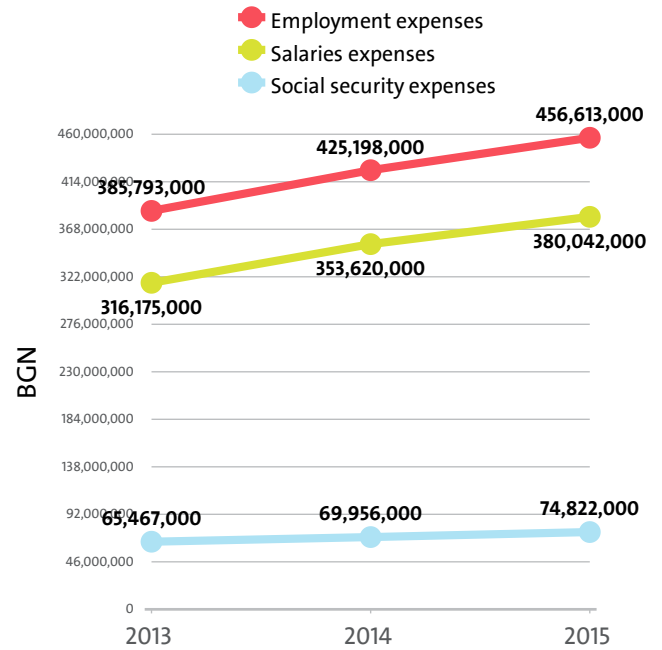


Manufacture of plastics and rubber machinery marked the highest annual increase in total expenses, of 90.64%, while total expenses fell the most, by 44.89%, for Manufacture of machinery for metallurgy.

In terms of operating expenses, the highest increase, of 93.60%, was recorded by the Manufacture of plastics and rubber machinery sector. The sharpest drop was posted by Manufacture of machinery for metallurgy - 45.18%.

The biggest spenders in the industry, with costs of over 10% of industry's costs, numbered 14, including IDEAL STANDART - VIDIMA AD, PALFINGER PRODUCTION TECHNOLOGY BULGARIA OOD, Hydraulic Elements & Systems AD, BALKANSKO ECHO OOD, ATARO CLIMA OOD. The medium spenders, or those in the 5% and 10% range count 14 and include APS MANUFACTURING OOD, APS TRADING OOD, Djebel - 96 OOD, DANFOS OOD, AYGER INZHENERING OOD. Below 5% threshold are 929 companies, including BARK EOOD, Techno-Friga OOD, PODEM GRUP EOOD, TOP METAL OOD, GERPRO EOOD.

Employment expenses in the Manufacture of machinery and equipment n.e.c. industry rose by 7.39% on the year to BGN 456,613,000 in 2015.



The highest growth in labour costs, of 65.56%, was registered by Manufacture of plastics and rubber machinery, while Manufacture of machinery for textile, apparel and leather production marked the sharpest fall, of 27.35%.

The monthly costs per employee in the Manufacture of machinery and equipment n.e.c. industry averaged BGN 1,157 in 2015, BGN 1,174 in 2014 and BGN 1,041 in 2013.

The monthly social security costs per employee in the industry averaged BGN 190 in 2015, versus BGN 193 in 2014 and BGN 177 in 2013.

EMPLOYMENT EXPENSES IN MANUFACTURE OF MACHINERY AND EQUIPMENT N.E.C. BY SECTORS IN 2015

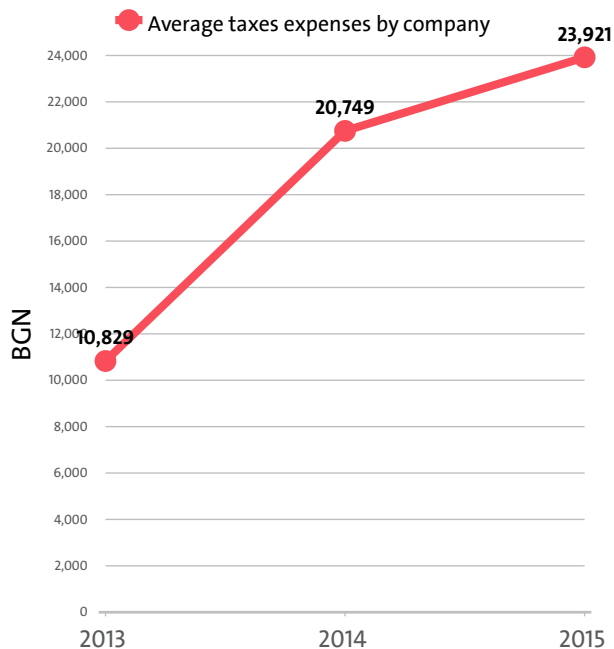
RANK	SECTOR	EMPLOYMENT EXPENSES (BGN)	AVERAGE EXPENSES PER EMPLOYEE (BGN)
1	MANUFACTURE OF OTHER TAPS AND VALVES	77,161,000	21,298
2	MANUFACTURE OF LIFTING AND HANDLING EQUIPMENT	63,335,000	10,860
3	MANUFACTURE OF FLUID POWER EQUIPMENT	62,508,000	12,666
4	MANUFACTURE OF MACHINERY FOR FOOD, BEVERAGE AND TOBACCO PROCESSING	41,300,000	15,145
5	MANUFACTURE OF OTHER GENERAL-PURPOSE MACHINERY N.E.C.	29,647,000	12,851
6	MANUFACTURE OF OTHER SPECIAL-PURPOSE MACHINERY N.E.C.	27,001,000	15,617
7	MANUFACTURE OF NON-DOMESTIC COOLING AND VENTILATION EQUIPMENT	26,162,000	13,153
8	MANUFACTURE OF BEARINGS, GEARS, GEARING AND DRIVING ELEMENTS	25,341,000	12,798
9	MANUFACTURE OF OFFICE MACHINERY AND EQUIPMENT (EXCEPT COMPUTERS AND PERIPHERAL EQUIPMENT)	20,553,000	18,253
10	MANUFACTURE OF METAL FORMING MACHINERY	16,604,000	12,400
11	MANUFACTURE OF OTHER PUMPS AND COMPRESSORS	15,883,000	17,454
12	MANUFACTURE OF AGRICULTURAL AND FORESTRY MACHINERY	11,880,000	10,889
13	MANUFACTURE OF MACHINERY FOR MINING, QUARRYING AND CONSTRUCTION	8,980,000	12,865
14	MANUFACTURE OF POWER-DRIVEN HAND TOOLS	8,685,000	9,758

15	MANUFACTURE OF ENGINES AND TURBINES, EXCEPT AIRCRAFT, VEHICLE AND CYCLE ENGINES	8,251,000	15,336
16	MANUFACTURE OF MACHINERY FOR METALLURGY	5,180,000	14,429
17	MANUFACTURE OF OTHER MACHINE TOOLS	4,136,000	9,732
18	MANUFACTURE OF PLASTICS AND RUBBER MACHINERY	2,543,000	10,508
19	MANUFACTURE OF OVENS, FURNACES AND FURNACE BURNERS	762,000	7,327
20	MANUFACTURE OF MACHINERY FOR PAPER AND PAPERBOARD PRODUCTION	616,000	12,833
21	MANUFACTURE OF MACHINERY FOR TEXTILE, APPAREL AND LEATHER PRODUCTION	85,000	10,625

THE TOP 10 COMPANIES BY AVERAGE MONTHLY COSTS PER EMPLOYEE IN THE INDUSTRY

RANK	COMPANY	BGN
1	KESSIN ENERGY TECHNOLOGIES OOD	15,000
2	HOLO EAST OOD	10,625
3	VALMAKS EOOD	6,563
4	AUTOMATIONPRO OOD	5,167
5	AYGER INZHENERING OOD	4,183
6	HOERBIGER ZANDOV S.R.O	3,833
7	MPI OOD	3,483
8	ALPHACO MANUFACTURING OOD	3,000
9	IVAS TECH OOD	2,903
10	ELECTRONICA AD	2,792

The industry's tax expenses stood at BGN 22,893,000 in 2015. In 2014 it paid taxes of BGN 19,276,000. In 2013 the industry paid BGN 9,400,000 in taxes.

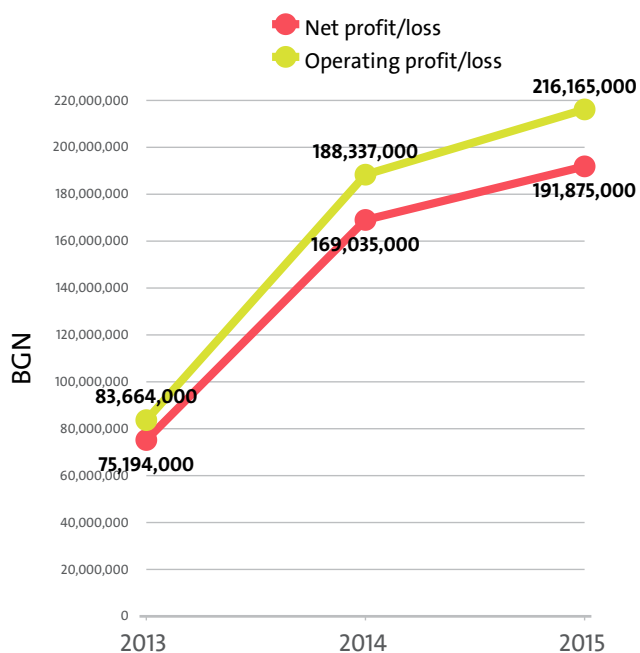


EXPENSES ON TAXES BY SECTORS

RANK	SECTOR	BGN	Y/Y CHANGE
1	MANUFACTURE OF OFFICE MACHINERY AND EQUIPMENT (EXCEPT COMPUTERS AND PERIPHERAL EQUIPMENT)	4,077,000	114.58%
2	MANUFACTURE OF LIFTING AND HANDLING EQUIPMENT	3,118,000	9.02%
3	MANUFACTURE OF OTHER TAPS AND VALVES	2,494,000	252.26%
4	MANUFACTURE OF FLUID POWER EQUIPMENT	2,014,000	-17.15%
5	MANUFACTURE OF OTHER SPECIAL-PURPOSE MACHINERY N.E.C.	1,848,000	0.43%
6	MANUFACTURE OF OTHER GENERAL-PURPOSE MACHINERY N.E.C.	1,779,000	-2.79%
7	MANUFACTURE OF MACHINERY FOR MINING, QUARRYING AND CONSTRUCTION	1,664,000	-15.45%
8	MANUFACTURE OF MACHINERY FOR FOOD, BEVERAGE AND TOBACCO PROCESSING	1,603,000	-14.92%
9	MANUFACTURE OF BEARINGS, GEARS, GEARING AND DRIVING ELEMENTS	1,024,000	-18.34%
10	MANUFACTURE OF METAL FORMING MACHINERY	911,000	-22.53%
11	MANUFACTURE OF NON-DOMESTIC COOLING AND VENTILATION EQUIPMENT	868,000	88.29%
12	MANUFACTURE OF AGRICULTURAL AND FORESTRY MACHINERY	831,000	-0.84%
13	MANUFACTURE OF PLASTICS AND RUBBER MACHINERY	310,000	37.78%
14	MANUFACTURE OF OTHER MACHINE TOOLS	170,000	8.97%
15	MANUFACTURE OF ENGINES AND TURBINES, EXCEPT AIRCRAFT, VEHICLE AND CYCLE ENGINES	132,000	-23.70%
16	MANUFACTURE OF OVENS, FURNACES AND FURNACE BURNERS	131,000	107.94%
17	MANUFACTURE OF MACHINERY FOR METALLURGY	114,000	-106.56%
18	MANUFACTURE OF MACHINERY FOR PAPER AND PAPERBOARD PRODUCTION	6,000	-126.09%
19	MANUFACTURE OF MACHINERY FOR TEXTILE, APPAREL AND LEATHER PRODUCTION	4,000	-95.24%
20	MANUFACTURE OF POWER-DRIVEN HAND TOOLS	-2,000	-128.57%
21	MANUFACTURE OF OTHER PUMPS AND COMPRESSORS	-203,000	-117.23%

V. PROFITABILITY

The industry's net profit amounted to BGN 191,875,000 in 2015, compared to a net profit of BGN 169,035,000 in 2014 and a net profit of BGN 75,194,000 in 2013.



TOP 10 COMPANIES BY HIGHEST NET PROFIT IN MANUFACTURE OF MACHINERY AND EQUIPMENT N.E.C.

RANK	COMPANY	BGN
1	DATECS OOD	17,675,000
2	BULGARIAN MILITARY MANUFACTURING GROUP OOD	16,072,000
3	APS TRADING OOD	13,467,000
4	MAGNA POWERTRAIN PLOVDIV OOD	12,993,000
5	CONSTRUCTION TOOLS OOD	12,842,000
6	M+S HYDRAULIC AD	9,725,000
7	SKF BEARINGS BULGARIA AD	7,092,000
8	IDEAL STANDART - VIDIMA AD	6,552,000
9	PALFINGER PRODUCTION TECHNOLOGY BULGARIA OOD	6,353,000
10	INTELLIGANT FOOD SYSTEMS OOD	4,210,000

TOP COMPANIES BY HIGHEST NET LOSS IN MANUFACTURE OF MACHINERY AND EQUIPMENT N.E.C.

RANK	COMPANY	BGN
1	SPARKY ELTOS AD	9,798,000
2	APS MANUFACTURING OOD	8,479,000
3	DJEBEL - 96 OOD	1,477,000
4	MONKEK-YUG AD	1,136,000
5	MONTANA HYDRAULICS OOD	995,000

The combined operating earnings of the companies in the Manufacture of machinery and equipment n.e.c. industry increased by 14.78% y/y to BGN 216,165,000 in 2015.

OPERATING PROFIT/LOSS BY SECTORS (BGN)

SECTOR	2015	2014	2013
MANUFACTURE OF OTHER SPECIAL-PURPOSE MACHINERY N.E.C.	34,675,000	21,116,000	14,549,000
MANUFACTURE OF OFFICE MACHINERY AND EQUIPMENT (EXCEPT COMPUTERS AND PERIPHERAL EQUIPMENT)	28,834,000	14,021,000	23,407,000
MANUFACTURE OF LIFTING AND HANDLING EQUIPMENT	22,339,000	27,048,000	29,306,000
MANUFACTURE OF FLUID POWER EQUIPMENT	20,806,000	23,888,000	22,720,000
MANUFACTURE OF OTHER GENERAL-PURPOSE MACHINERY N.E.C.	17,733,000	18,001,000	20,637,000
MANUFACTURE OF OTHER PUMPS AND COMPRESSORS	15,426,000	11,124,000	11,542,000

MANUFACTURE OF MACHINERY FOR MINING, QUARRYING AND CONSTRUCTION	15,413,000	18,315,000	12,977,000
MANUFACTURE OF MACHINERY FOR FOOD, BEVERAGE AND TOBACCO PROCESSING	14,898,000	18,308,000	15,370,000
MANUFACTURE OF OTHER TAPS AND VALVES	10,907,000	731,000	-39,861,000
MANUFACTURE OF BEARINGS, GEARS, GEARING AND DRIVING ELEMENTS	9,571,000	12,761,000	12,585,000
MANUFACTURE OF AGRICULTURAL AND FORESTRY MACHINERY	8,920,000	7,642,000	6,386,000
MANUFACTURE OF METAL FORMING MACHINERY	8,829,000	19,861,000	8,444,000
MANUFACTURE OF NON-DOMESTIC COOLING AND VENTILATION EQUIPMENT	8,382,000	8,083,000	9,092,000
MANUFACTURE OF PLASTICS AND RUBBER MACHINERY	3,626,000	1,714,000	1,819,000
MANUFACTURE OF OTHER MACHINE TOOLS	1,430,000	1,265,000	15,000
MANUFACTURE OF OVENS, FURNACES AND FURNACE BURNERS	1,221,000	697,000	690,000
MANUFACTURE OF MACHINERY FOR METALLURGY	1,208,000	-8,652,000	-57,967,000
MANUFACTURE OF ENGINES AND TURBINES, EXCEPT AIRCRAFT, VEHICLE AND CYCLE ENGINES	1,190,000	1,533,000	228,000
MANUFACTURE OF MACHINERY FOR PAPER AND PAPERBOARD PRODUCTION	507,000	441,000	313,000
MANUFACTURE OF MACHINERY FOR TEXTILE, APPAREL AND LEATHER PRODUCTION	43,000	1,048,000	27,000
MANUFACTURE OF POWER-DRIVEN HAND TOOLS	-9,793,000	-10,608,000	-8,615,000

The profit margin for the Manufacture of machinery and equipment n.e.c. industry stood at 7.25% in 2015, while in 2014 it amounted to 6.69% and 3.19% in 2013.

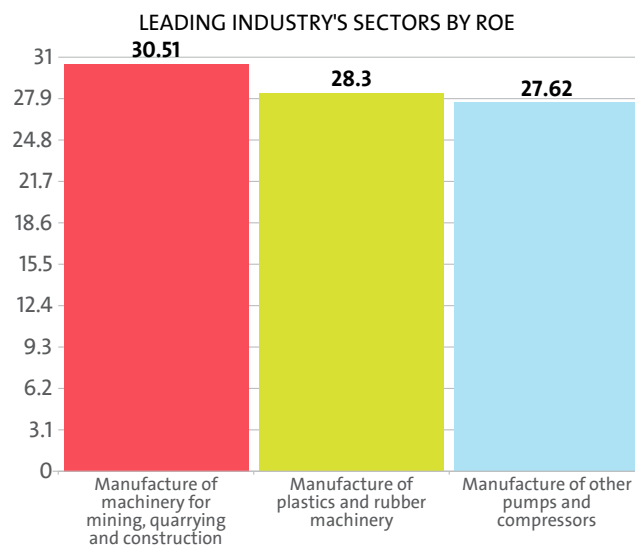
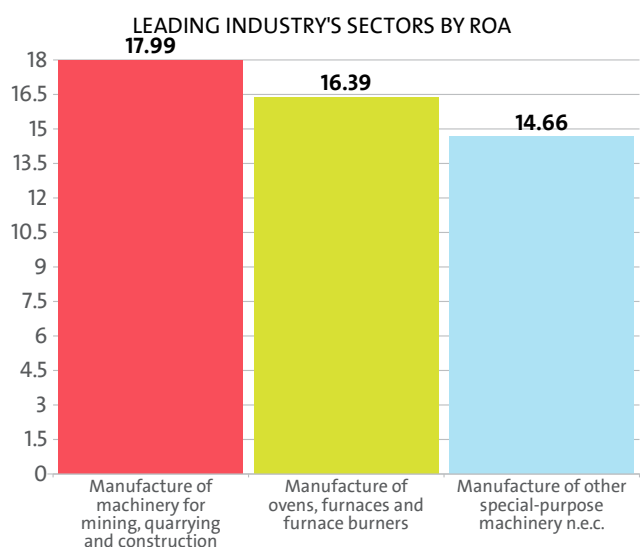
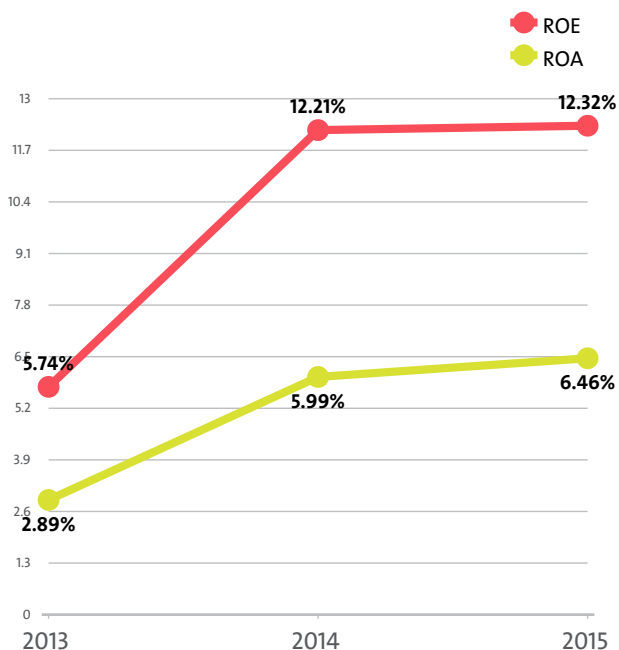
PROFIT MARGIN BY SECTORS

RANK	SECTOR	PROFIT MARGIN
1	MANUFACTURE OF OTHER SPECIAL-PURPOSE MACHINERY N.E.C.	22.21%
2	MANUFACTURE OF MACHINERY FOR PAPER AND PAPERBOARD PRODUCTION	17.32%
3	MANUFACTURE OF PLASTICS AND RUBBER MACHINERY	16.55%
4	MANUFACTURE OF OVENS, FURNACES AND FURNACE BURNERS	15.59%
5	MANUFACTURE OF MACHINERY FOR MINING, QUARRYING AND CONSTRUCTION	14.97%
6	MANUFACTURE OF OFFICE MACHINERY AND EQUIPMENT (EXCEPT COMPUTERS AND PERIPHERAL EQUIPMENT)	13.80%
7	MANUFACTURE OF AGRICULTURAL AND FORESTRY MACHINERY	10.87%
8	MANUFACTURE OF OTHER GENERAL-PURPOSE MACHINERY N.E.C.	8.98%
9	MANUFACTURE OF FLUID POWER EQUIPMENT	7.67%
10	MANUFACTURE OF MACHINERY FOR FOOD, BEVERAGE AND TOBACCO PROCESSING	7.65%
11	MANUFACTURE OF OTHER PUMPS AND COMPRESSORS	7.25%
12	MANUFACTURE OF OTHER MACHINE TOOLS	6.11%
13	MANUFACTURE OF MACHINERY FOR TEXTILE, APPAREL AND LEATHER PRODUCTION	5.80%
14	MANUFACTURE OF LIFTING AND HANDLING EQUIPMENT	5.79%
15	MANUFACTURE OF BEARINGS, GEARS, GEARING AND DRIVING ELEMENTS	5.52%
16	MANUFACTURE OF METAL FORMING MACHINERY	4.85%
17	MANUFACTURE OF MACHINERY FOR METALLURGY	4.83%
18	MANUFACTURE OF NON-DOMESTIC COOLING AND VENTILATION EQUIPMENT	3.93%
19	MANUFACTURE OF ENGINES AND TURBINES, EXCEPT AIRCRAFT, VEHICLE AND CYCLE ENGINES	3.65%

20 MANUFACTURE OF OTHER TAPS AND VALVES	2.50%
21 MANUFACTURE OF POWER-DRIVEN HAND TOOLS	-19.04%

The Manufacture of machinery and equipment n.e.c. industry's return on equity (ROE) is 12.32% compared to 12.21% in 2014 and 5.74% in 2013.

The Manufacture of machinery and equipment n.e.c.'s return on assets (ROA) was 6.46%, while in 2014 it amounted to 5.99% and 2.89% in 2013.



TOP 10 COMPANIES BY HIGHEST AVERAGE NET PROFIT PER EMPLOYEE IN MANUFACTURE OF MACHINERY AND EQUIPMENT N.E.C.

RANK	COMPANY	BGN	COMPANY HEADQUARTERS (CITY)
1	INBASE TECH FOOD	609,500	PLOVDIV
2	BULMARK OOD	345,250	GORNA ORYAHOVITSA
3	AGA SYSTEMS OOD	303,000	SOFIA
4	INTELLIGANT FOOD SYSTEMS OOD	300,714	SOFIA
5	ICYL OOD	181,000	SOFIA
6	APS TRADING OOD	172,654	BOTEVGRAD
7	TALIA PROPERTIES OOD	150,500	SANDANSKI
8	TZUF OOD	143,000	TARGOVISHTE
9	EMKOEKS OOD	103,000	SOFIA
10	OOD DIKSI	101,000	PLEVEN

About 40.00% of the 10 leading companies in terms of net profit per employee are located in SOFIA, while 10.00% are GORNA ORYAHOVITSA-based and 10.00% are headquartered in TARGOVISHTE.

The average net sales revenue per employee in the Manufacture of machinery and equipment n.e.c. industry amounted to BGN 83,153 in 2015, down by 3.66% compared to 2014 and up by 4.97% compared to 2013.

The industry's average operating revenue per employee fell by 2.76% year-on-year in 2015 to BGN 90,668. It went up by 6.68% compared to 2013.

The Manufacture of machinery and equipment n.e.c. sector generated an average BGN 91,930 in total revenue per employee. In 2014 and 2013 the figure was BGN 93,918 and BGN 85,633, respectively.

The average total revenue per company in the Manufacture of machinery and equipment n.e.c. industry went up to BGN 3,160,382 in 2015 from BGN 3,050,150 in 2014. The 2013 value was BGN 3,046,301.

A company in the Manufacture of machinery and equipment n.e.c. industry made on average a net sales revenue of BGN 2,858,641 in 2015, compared to BGN 2,803,169 in 2014 and BGN 2,818,071 in 2013.

The Manufacture of machinery and equipment n.e.c. industry

made 1.10% of the overall sales country-wide, reducing its market share by 0.02 pp.

Operating profit per employee for the industry as a whole was BGN 6,570 in 2015. For comparison in 2014 it amounted to BGN 6,242 and BGN 6,242 in 2013.

THE TOP BY OPERATIONAL PROFIT PER EMPLOYEE IN MANUFACTURE OF MACHINERY AND EQUIPMENT N.E.C.

RANK	COMPANY	BGN
1	INBASE TECH EOOD	677,000
2	BULMARK OOD	383,250
3	AGA SYSTEMS OOD	336,500
4	INTELLIGANT FOOD SYSTEMS OOD	332,643
5	ICYL OOD	201,000

TOP 10 COMPANIES WITH HIGHEST CORRELATION OPERATING REVENUE - NUMBER OF EMPLOYEES - EMPLOYMENT EXPENSES*

RANK	COMPANY NAME	CORRELATION (BGN)
1	PENCHEV INVEST OOD	5,084,000
2	ROMEKS KAR OOD	4,601,000
3	INBASE TECH EOOD	2,288,500
4	ICYL OOD	1,446,000
5	MILCO OOD	1,440,340
6	INTELLIGANT FOOD SYSTEMS OOD	1,232,214
7	BULMARK OOD	1,203,500
8	MASHIN - KOMERS OOD	880,750
9	MEGAMASH OOD	788,000
10	RENOM OOD	766,000

*The correlation is calculated by subtracting the quotient of the operating profit, and the employment expenses to the number of employees.

AVERAGE REVENUES PER EMPLOYEE IN MANUFACTURE OF MACHINERY AND EQUIPMENT N.E.C. IN 2015

SECTOR	AVERAGE NET SALES REVENUE (BGN)	AVERAGE OPERATING REVENUE (BGN)	AVERAGE TOTAL REVENUE (BGN)	NUMBER OF EMPLOYEES
MANUFACTURE OF BEARINGS, GEARS, GEARING AND DRIVING ELEMENTS	82,547	87,642	87,735	1,980
MANUFACTURE OF OTHER TAPS AND VALVES	114,917	120,457	120,702	3,623
MANUFACTURE OF PLASTICS AND RUBBER MACHINERY	83,095	90,545	90,781	242
MANUFACTURE OF OTHER SPECIAL-PURPOSE MACHINERY N.E.C.	79,836	90,311	100,226	1,729
MANUFACTURE OF OTHER PUMPS AND COMPRESSORS	228,304	233,833	233,863	910
MANUFACTURE OF OTHER MACHINE TOOLS	51,009	55,059	55,132	425
MANUFACTURE OF MACHINERY FOR PAPER AND PAPERBOARD PRODUCTION	54,854	60,979	61,042	48
MANUFACTURE OF MACHINERY FOR TEXTILE, APPAREL AND LEATHER PRODUCTION	85,000	92,750	99,125	8
MANUFACTURE OF FLUID POWER EQUIPMENT	52,488	54,973	55,251	4,935
MANUFACTURE OF MACHINERY FOR METALLURGY	62,323	69,616	70,897	359
MANUFACTURE OF MACHINERY FOR FOOD, BEVERAGE AND TOBACCO PROCESSING	66,102	71,459	71,726	2,727
MANUFACTURE OF METAL FORMING MACHINERY	126,128	135,886	136,819	1,339
MANUFACTURE OF POWER-DRIVEN HAND TOOLS	28,673	57,789	58,248	890

MANUFACTURE OF MACHINERY FOR MINING, QUARRYING AND CONSTRUCTION	143,112	147,490	147,755	698
MANUFACTURE OF OTHER GENERAL-PURPOSE MACHINERY N.E.C.	77,538	85,590	86,114	2,307
MANUFACTURE OF ENGINES AND TURBINES, EXCEPT AIRCRAFT, VEHICLE AND CYCLE ENGINES	56,138	60,612	60,842	538
MANUFACTURE OF NON-DOMESTIC COOLING AND VENTILATION EQUIPMENT	98,976	107,188	107,985	1,989
MANUFACTURE OF OFFICE MACHINERY AND EQUIPMENT (EXCEPT COMPUTERS AND PERIPHERAL EQUIPMENT)	161,286	185,514	191,832	1,126
MANUFACTURE OF OVENS, FURNACES AND FURNACE BURNERS	72,673	75,317	76,221	104
MANUFACTURE OF LIFTING AND HANDLING EQUIPMENT	58,581	66,111	67,177	5,832
MANUFACTURE OF AGRICULTURAL AND FORESTRY MACHINERY	66,291	75,236	77,418	1,091

AVERAGE REVENUE PER COMPANY IN MANUFACTURE OF MACHINERY AND EQUIPMENT N.E.C. IN 2015

SECTOR	AVERAGE NET SALES REVENUE (BGN)	AVERAGE OPERATING REVENUE (BGN)	AVERAGE TOTAL REVENUE (BGN)	NUMBER OF COMPANIES
MANUFACTURE OF OTHER TAPS AND VALVES	23,130,333	24,245,278	24,294,722	18
MANUFACTURE OF POWER-DRIVEN HAND TOOLS	8,506,333	17,144,000	17,280,333	3
MANUFACTURE OF OTHER PUMPS AND COMPRESSORS	12,984,813	13,299,250	13,300,938	16
MANUFACTURE OF OFFICE MACHINERY AND EQUIPMENT (EXCEPT COMPUTERS AND PERIPHERAL EQUIPMENT)	10,682,824	12,287,588	12,706,059	17
MANUFACTURE OF BEARINGS, GEARS, GEARING AND DRIVING ELEMENTS	8,602,316	9,133,263	9,142,895	19
MANUFACTURE OF FLUID POWER EQUIPMENT	8,634,200	9,043,100	9,088,800	30
MANUFACTURE OF ENGINES AND TURBINES, EXCEPT AIRCRAFT, VEHICLE AND CYCLE ENGINES	5,033,667	5,434,833	5,455,500	6
MANUFACTURE OF MACHINERY FOR MINING, QUARRYING AND CONSTRUCTION	4,162,167	4,289,500	4,297,208	24
MANUFACTURE OF METAL FORMING MACHINERY	3,671,413	3,955,457	3,982,630	46
MANUFACTURE OF LIFTING AND HANDLING EQUIPMENT	3,223,047	3,637,368	3,696,019	106
MANUFACTURE OF NON-DOMESTIC COOLING AND VENTILATION EQUIPMENT	2,163,330	2,342,824	2,360,253	91
MANUFACTURE OF MACHINERY FOR FOOD, BEVERAGE AND TOBACCO PROCESSING	1,684,673	1,821,196	1,828,000	107
MANUFACTURE OF OTHER GENERAL-PURPOSE MACHINERY N.E.C.	1,296,239	1,430,848	1,439,594	138
MANUFACTURE OF MACHINERY FOR METALLURGY	1,243,000	1,388,444	1,414,000	18
MANUFACTURE OF AGRICULTURAL AND FORESTRY MACHINERY	1,166,516	1,323,919	1,362,306	62
MANUFACTURE OF PLASTICS AND RUBBER MACHINERY	1,117,167	1,217,333	1,220,500	18
MANUFACTURE OF OTHER SPECIAL-PURPOSE MACHINERY N.E.C.	779,864	882,186	979,040	177

MANUFACTURE OF OTHER MACHINE TOOLS	699,323	754,839	755,839	31
MANUFACTURE OF OVENS, FURNACES AND FURNACE BURNERS	419,889	435,167	440,389	18
MANUFACTURE OF MACHINERY FOR PAPER AND PAPERBOARD PRODUCTION	329,125	365,875	366,250	8
MANUFACTURE OF MACHINERY FOR TEXTILE, APPAREL AND LEATHER PRODUCTION	170,000	185,500	198,250	4

The total indebtedness of the companies in the Manufacture of machinery and equipment n.e.c. industry was BGN 1,277,095,000 versus BGN 1,321,543,000 a year ago. In 2013 the industry's indebtedness totalled BGN 1,201,579,000.

INDUSTRY'S INDEBTEDNESS BY SECTORS (BGN)

SECTOR	2015	2014	2013
MANUFACTURE OF OTHER TAPS AND VALVES	298,402,000	365,217,000	342,118,000
MANUFACTURE OF LIFTING AND HANDLING EQUIPMENT	160,332,000	152,438,000	143,755,000
MANUFACTURE OF MACHINERY FOR FOOD, BEVERAGE AND TOBACCO PROCESSING	107,401,000	96,803,000	93,297,000
MANUFACTURE OF OTHER SPECIAL-PURPOSE MACHINERY N.E.C.	85,691,000	82,376,000	73,626,000
MANUFACTURE OF OTHER GENERAL-PURPOSE MACHINERY N.E.C.	82,043,000	69,897,000	76,390,000
MANUFACTURE OF POWER-DRIVEN HAND TOOLS	71,973,000	50,984,000	41,577,000
MANUFACTURE OF FLUID POWER EQUIPMENT	69,036,000	71,247,000	55,688,000
MANUFACTURE OF NON-DOMESTIC COOLING AND VENTILATION EQUIPMENT	60,755,000	58,731,000	56,607,000
MANUFACTURE OF METAL FORMING MACHINERY	58,356,000	97,401,000	58,482,000
MANUFACTURE OF OTHER PUMPS AND COMPRESSORS	52,730,000	54,122,000	35,705,000
MANUFACTURE OF BEARINGS, GEARS, GEARING AND DRIVING ELEMENTS	46,565,000	30,332,000	29,936,000
MANUFACTURE OF ENGINES AND TURBINES, EXCEPT AIRCRAFT, VEHICLE AND CYCLE ENGINES	36,314,000	33,917,000	21,249,000
MANUFACTURE OF AGRICULTURAL AND FORESTRY MACHINERY	35,728,000	22,224,000	17,897,000
MANUFACTURE OF MACHINERY FOR METALLURGY	31,968,000	31,134,000	54,037,000
MANUFACTURE OF MACHINERY FOR MINING, QUARRYING AND CONSTRUCTION	26,650,000	19,882,000	22,652,000
MANUFACTURE OF OFFICE MACHINERY AND EQUIPMENT (EXCEPT COMPUTERS AND PERIPHERAL EQUIPMENT)	21,182,000	54,394,000	52,663,000
MANUFACTURE OF PLASTICS AND RUBBER MACHINERY	14,246,000	12,702,000	8,980,000
MANUFACTURE OF OTHER MACHINE TOOLS	11,479,000	12,810,000	12,613,000
MANUFACTURE OF OVENS, FURNACES AND FURNACE BURNERS	2,607,000	1,393,000	1,745,000
MANUFACTURE OF MACHINERY FOR PAPER AND PAPERBOARD PRODUCTION	2,568,000	2,766,000	2,378,000
MANUFACTURE OF MACHINERY FOR TEXTILE, APPAREL AND LEATHER PRODUCTION	1,069,000	773,000	184,000

Debt-to-assets ratio of the companies in the industry is 0.43 in 2015. It was 0.47 in 2014 and 0.46 in 2013.

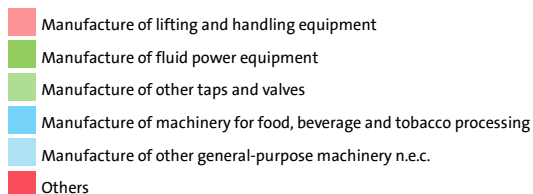
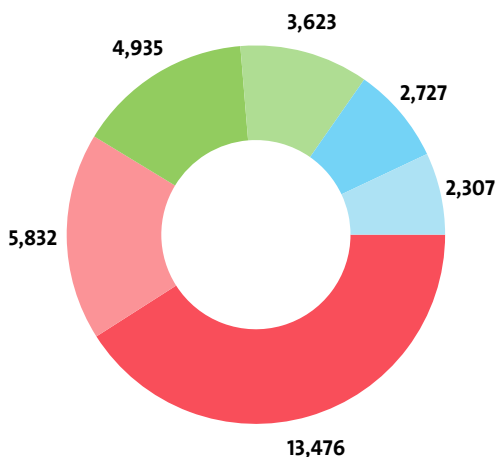
According to market experts, the greatest impact on the development of the Manufacture of machinery and equipment n.e.c. industry has amortisation expenses. In 2015 it stood at BGN 136,277,000, according to the financial statements of the companies in the industry. In 2014 the figure was BGN 113,110,000 and BGN 103,839,000 in 2013.

VI. EMPLOYMENT

A total of 32,900 people were employed in the Manufacture of machinery and equipment n.e.c. industry at the end of 2015, compared to 30,171 in 2014 and 30,878 in 2013.

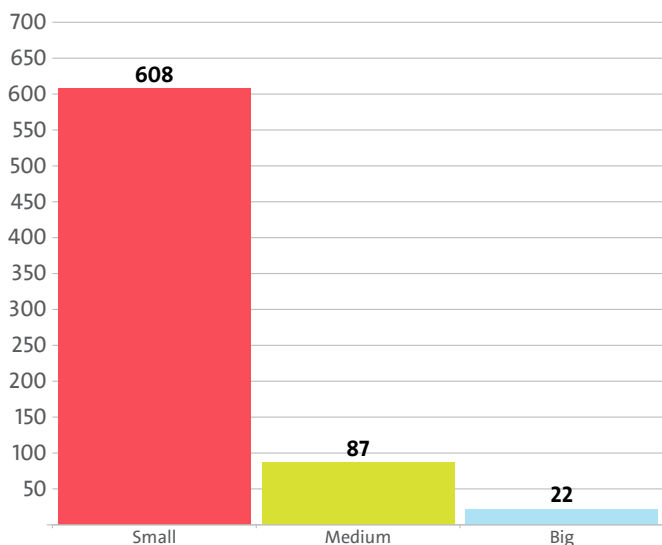
NUMBER OF EMPLOYEES BY INDUSTRY SECTORS

SECTOR	NUMBER	SHARE OF INDUSTRY TOTAL
MANUFACTURE OF LIFTING AND HANDLING EQUIPMENT	5,832	17.73%
MANUFACTURE OF FLUID POWER EQUIPMENT	4,935	15.00%
MANUFACTURE OF OTHER TAPS AND VALVES	3,623	11.01%
MANUFACTURE OF MACHINERY FOR FOOD, BEVERAGE AND TOBACCO PROCESSING	2,727	8.29%
MANUFACTURE OF OTHER GENERAL-PURPOSE MACHINERY N.E.C.	2,307	7.01%
MANUFACTURE OF NON-DOMESTIC COOLING AND VENTILATION EQUIPMENT	1,989	6.05%
MANUFACTURE OF BEARINGS, GEARS, GEARING AND DRIVING ELEMENTS	1,980	6.02%
MANUFACTURE OF OTHER SPECIAL-PURPOSE MACHINERY N.E.C.	1,729	5.26%
MANUFACTURE OF METAL FORMING MACHINERY	1,339	4.07%
MANUFACTURE OF OFFICE MACHINERY AND EQUIPMENT (EXCEPT COMPUTERS AND PERIPHERAL EQUIPMENT)	1,126	3.42%
MANUFACTURE OF AGRICULTURAL AND FORESTRY MACHINERY	1,091	3.32%
MANUFACTURE OF OTHER PUMPS AND COMPRESSORS	910	2.77%
MANUFACTURE OF POWER-DRIVEN HAND TOOLS	890	2.71%
MANUFACTURE OF MACHINERY FOR MINING, QUARRYING AND CONSTRUCTION	698	2.12%
MANUFACTURE OF ENGINES AND TURBINES, EXCEPT AIRCRAFT, VEHICLE AND CYCLE ENGINES	538	1.64%
MANUFACTURE OF OTHER MACHINE TOOLS	425	1.29%
MANUFACTURE OF MACHINERY FOR METALLURGY	359	1.09%
MANUFACTURE OF PLASTICS AND RUBBER MACHINERY	242	0.74%
MANUFACTURE OF OVENS, FURNACES AND FURNACE BURNERS	104	0.32%
MANUFACTURE OF MACHINERY FOR PAPER AND PAPERBOARD PRODUCTION	48	0.15%
MANUFACTURE OF MACHINERY FOR TEXTILE, APPAREL AND LEATHER PRODUCTION	8	0.02%



The analysis on companies' sizes by the number of employees, shows that 608 firms have less than 50 employees*, 87 have between 50 and 250 employees* and 22 companies employ more than 250*.

* Companies without data in the number of employees at end of the year are not taken into consideration.



The employees of the leading 10 companies when it comes to numbers make up 38.91% of the workforce in the industry in 2015.

TOP 10 FIRMS BY SHARE IN INDUSTRY'S TOTAL NUMBER OF EMPLOYEES

RANK	COMPANY	NUMBER OF EMPLOYEES	SHARE
1	IDEAL STANDART - VIDIMA AD	3,155	9.59%
2	M+S HYDRAULIC AD	2,094	6.36%
3	PALFINGER PRODUCTION TECHNOLOGY BULGARIA OOD	2,010	6.11%
4	SKF BEARINGS BULGARIA AD	1,502	4.57%
5	CAPRONI AD	846	2.57%
6	SPARKY ELTOS AD	763	2.32%

7	A.L.FILTER OOD	668	2.03%
8	BALKANSKO ECHO OOD	666	2.02%
9	ATARO CLIMA OOD	584	1.78%
10	HYDRAULIC ELEMENTS & SYSTEMS AD	514	1.56%

The Manufacture of machinery and equipment n.e.c. industry is the 19th largest employer in the country with 32,900 employees with the largest employer being Retail trade, except of motor vehicles and motorcycles with 218,362 and Libraries, archives, museums and other cultural activities at the bottom with 60 employees.

The Manufacture of machinery and equipment n.e.c.'s share in the country's total employment was 1.47% in 2015, 1.64% in 2014 and 1.46% in 2013.

We expect, based on the trend in the last three years, the number of employees of the Manufacture of machinery and equipment n.e.c. industry to change at a compound annual growth rate (CAGR) of 3.22% in 2016.

The industry is represented by the following companies

BARK EOOD	ZAGORA INZHENERING EOOD	TZUF OOD	TITOV TEHNOLODZHI EOOD
TECHNO-FRIGA OOD	FRCH OOD	NIKOM-65 OOD	MNL OOD
IDEAL STANDART - VIDIMA AD	KOMPAKS AD	ARES SEKYURITI END DIFENS EOOD	VAKTEH EOOD
PODEM GRUP EOOD	AMT INZHENERING EOOD	OKTOPUS KOUNATIDIS OOD	PLAM INGENRING OOD
TOP METAL OOD	TEHPRO I KO EOOD	NEONA LAZER OOD	RINTITEH 1 EOOD
GERPRO EOOD	BALKANSKO ECHO OOD	4D-PLOVDIV OOD	DENDANI EOOD
HED TEHNOLODZHIS KONSULT OOD	ET PETRANOV 21-GALYA YORDANOVA	AKTO EOOD	ET STASIK STANIMIR VASILEV
ALTO KLIMA OOD	SAM-KINTI EOOD	KG INZHINERING EOOD	VIRA 90 OOD
VENERA SERVICE OOD	POPANASTASOV ENGINEERING OOD	OKTO-7 OOD	DJEBEL - 96 OOD
LAURI BULGARIA OOD	SIMEKS M EOOD	ARGEIDA EOOD	STIVAK OOD
M END T 3001 EOOD	ET NEYCHEV - BORISLAV NEYCHEV	AUTOMATIONPRO OOD	BULKAR EOOD
KOREKT INZHINERING OOD	PETER NAGEL - INDUSTRIEMONTAGE EOOD	ELISIS N EOOD	HIDRAVLICHNI MASHINI OOD
TECHNOCONTACT AD BRANCH RUSE	VIPOM AD	SINTIS TEHNOLODZHI OOD	SKLADOVA TEHNIKA AD
ASTRA AGRO EOOD	OPTOMATIK 64 OOD	OOD CHERVEN 2000 OOD	TEHNOKUUL OOD
EOOD DEMIREVI	GLANTS 2004 EOOD	TOPMASH EOOD	BRATYA CHICHEKLEIEVI OOD
ITD-MEHANIK - IVAN DARADZHANSKI ET SOLE TRADER	YNIGAZ - VT OOD	ASKON EOOD	ET ZORNITSA - ALEKSANDAR BORISOV
EKO-VAT AD	APS MANUFACTURING OOD	TEHSEL 98 AD	FILSON MILK OOD
KIRKOVO OOD	MM KONSULT OOD	INDUSTRIALTEHNIK AD	OMEGA MK OOD
STOK INZHENERING EOOD	GRAFKAR EOOD	INZHENERING KOMERS EOOD	ET VENTA - DIMITAR KOSTADINOV
TELEFAYLS EOOD	SLIM OOD	AYSI STIL EOOD	ET NITON - EVGENIY TONGOV
VALMAKS EOOD	FAI-BG EOOD	DANIY 03 EOOD	DANFOS OOD
GARBACHKOV I SIN EOOD	KONSTRUKTO EOOD	IZAMET 1991 OOD	ZAVOD ZA IZCHISLITELNA TEHNIKA EOOD
GIT INZHENERING OOD	ET MMO - TODOR ANDONOV	KESAR EOOD	ELECTRONICA AD
SPEKTAR 91 EOOD	ZMM METALIK PAZARDZHIK OOD	MADARA - RMTS EOOD	PROREM EOOD
HOVAH EOOD	EVRO LIFT 2009 OOD	TEHNOMETAL OOD	ZINO 98 AD
AERO-TEHNIKA OOD	RADMARI GRUP EOOD	INOVAS OOD	UNITEH OOD
HIDRAVLIKA EOOD	PRESTIZH 95 DM OOD	ET ELENA SHUMANOVA LZ	BULHIDRO OOD
TECHNOCOMMERCE ENGINEERING OOD	TEHNOFRUIT OOD	ATM OOD	VERTIKAL 1 EOOD
USPEH FILTER SSB EOOD	BOMIAN LIFT EOOD	RAIS OOD	KIBERIS OOD
SIMPEX BG OOD	ELME OOD	TILL INDUSTRIAL GABROVO EOOD	DZHI KEY INZHENERING GRUP OOD
BANKOV OOD	TEHNOMODEL EOOD	EKONSULT OOD	ET YOBOTEHNIK
OSTIYA EOOD	PROMAK OOD	STIMEX OOD	VEG - VALERI PENIN ET
PIK SERVIC EOOD	SD DMB VITOSHA - MERDZHANOV I SIE	ET YORDAN BUGARINOV - UNIVERSAL H70	ZMM-POBEDA AD
ET NONIUS 05- KIRIL YOVCHEV	PENCHEV INVEST OOD	ISAV-1 OOD	LM INSTALATSII EOOD
MACHPROEKT OOD	PODEM GABROVO EOOD	BRIST-HM AD	ET ELMOKAR-GEORGI SPASOV
OOD SOVIS	MIRYANA I STELA EOOD	SPESIMA OOD	SHALOM OOD
INTERHEMA OOD	TEHNO MASH EOOD	ELFI - TEH OOD	KONTINUUM TEKHNOLOGI EOOD
PALFINGER PRODUCTION TECHNOLOGY BULGARIA OOD	GREMI OOD	SIKA 90 EOOD	TITAN EOOD
ET TONCHEV - 66 DOBROMIR TONCHEV	TOSA EOOD	KRAKRA EL OOD	NOVI TEHNOLOGII S I H OOD
NETES EOOD	ET PETRANOV 21 - LYUBOMIR PETRANOV	MLADOST AD	KASI TEMPRA PACK OOD
ZMM-ASENOVGRAD OOD	LIK HIDRAULIK OOD	EY KEY IMPEKS BULGARIA EOOD	STEMI FRIGO EOOD
TEKNO EVA EOOD	SD PTT - 90 DANEV I SIE	RUS KOMERS 63 EOOD	BIZ - INZHENERING EOOD
POLIMEDIKAL EOOD	KMS INZHENERING OOD	TEHNOPRIM - M EOOD	SD ASIMA - YONCHEVA I SIE
KOM. KOMERS OOD	YODIG INZHENERING EOOD	VION AD	LESO EOOD
STABILINGINEERING - ALFA OOD	ALFA HERMA EOOD	ET BOBEV-49	ET PROMETEY-55 PLAMEN BONDOKOV
DINAMIKA AD	ATARK EOOD	KAMT AD	YOTOV OOD
EM-TEK EOOD	PROLIFT OOD	EVROBION OOD	BALKAN AD
KANAK OOD	LAKI 81 EOOD	ZMM SERVIC EOOD	NONA GRUP EOOD
NAGI OOD	EVROMASHIN OOD	TEHNOS 2 EOOD	VELAS-PS OOD
VEGA - SV EOOD	YUEMA EOOD	FBM AD	ELFAK EOOD
HYDRAULIC ELEMENTS & SYSTEMS AD	DAN EOOD	EYCH DI EM DI EOOD	LIFT PROTECT OOD
KARBONOV I INSTALATSII OOD	AGROTIS OOD	RADUNI EOOD	BULGARIAN MILITARY MANUFACTURING GROUP OOD
MARNI INZHENERING OOD	TEHNOKUULING EOOD	PERFEKS EOOD	RUSKOV EOOD
OOD KIM INZHENERING	BALKAN-ISKAR AD	ELTRADE OOD	ELSITRON EOOD
SIGMA TEH EOOD	OOD EVROMASHSTROY OOD	KVANTIS EOOD	GABRO EOOD
NIKOS HRANINZHENERING EOOD	EKODAYNAMIK EOOD	NIKOM TECHNO OOD	G-TUULS GN OOD
MOTORMAKS OOD	AGROCOMB AD	LESTO PRODUCT OOD	AVANTEHNO-BG EOOD
	APS TRADING OOD	ET TIMS-TANYA MLADENOVA	HIDRONIKS EOOD
	ROYAL INDASTRI EOOD		

AVROFARM OOD
 PARAMAKS-ITS OOD
 SEA 2009 OOD
 HIMERA 13 OOD
 B I B EOOD
 AVTOMATIZATSIIYA NA DISKRETNOTO PROIZVODSTVO - SMOLYAN OOD
 VITO - ILIN MLADENOV OOD
 RECHNO 2002 OOD
 IV EOOD
 DE TEHNIKS OOD
 ET POLITEH - BISER ALEKSANDROV
 ET IKO ENERGO - ANTON DENEV
 LIFTKOM AD
 AYGER INZHENERING OOD
 SIMAK OOD
 VODENICHAROV I SIN OOD
 BETA FEST OOD
 ATOS - 979 EOOD
 KONSORTSIUM ALKOR EOOD
 NINOV VV OOD
 INCH - FRIGO 1 EOOD
 BALKANKAR DUNAV AD
 BONNER OOD
 BALKANTEHNO OOD
 BIOTEH BG OOD
 HMT GRUP OOD
 IZOLATOR SOFIYA OOD
 ZOTI OOD
 INTEHNA KOMPLEKT OOD
 DEDAL-VS OOD
 ART COLENTA BULGARIA EOOD
 MTP FINANS EOOD
 HIMTEK OOD
 GARANT AD
 ESMOS AD
 INTECHNA AD
 TOR TEHNOLODZHI EOOD
 GIK - 8 OOD
 ELMOT AD
 MIKROTEL EOOD
 MAD FAMILIYA EOOD
 ET METAL GRAFIK
 MILKO ANGELOV KONSULT KO EOOD
 INIMEKS OOD
 ET STOMEL 49 - STOYAN LAZAROV
 STIV KONSULTING EOOD
 ENERGO-TEH DZZD
 ALVIPLAST EOOD
 ATARO CLIMA OOD
 VELMASH EOOD
 BE ES EM EOOD
 ET EKOTOP-DIMITAR KIROV
 FAMS EOOD
 PIO INZHENERING 1990 D.POPOV OOD
 AGROREMPROEKT 98 AD
 EOOD MOTO 2006
 KA-07-INZHENERING OOD
 HARMOTEH EOOD
 BUHOV 2010 EOOD
 KHS- ZAGORA AD
 TOTAL ELEKTRONIK OOD
 FRIGO KOMPAKT OOD
 ORUDITSA 2000 OOD
 ATLANTIS MS OOD
 APKO KOVANDZHIYSKI OOD

NIK - TEH EOOD
 BIRD 2 OOD
 ET LYUSITA 51 L.STOYANOV
 SHIPKA OOD
 TURBO-S EOOD
 PARAGUTEV OOD
 BG STROY - 1 EOOD
 ASKON- ZAYKOV EOOD
 ASANSYOR MB-97 OOD
 MAGNA POWERTRAIN PLOVDIV OOD
 PRO MACHINERY OOD
 ENERGOREMONT SLIVEN OOD
 ZMM - NOVA ZAGORA AD
 BALEPRES EOOD
 BULMARK OOD
 ET INOVATSII - S.D. - KRASIMIR SREDKOV
 UNITEH-TROYAN OOD
 NADEZHDA-92 EOOD
 HRANMEHANIKA OOD
 LITOS - ARM EOOD
 HYDROTEHNIKA AD
 ET GEORGI KARADZHOV-GT
 CAPRONI AD
 VEGA S OOD
 PIRINA TECHNOLOGIES AD
 AUTOMATIC MACHINES AND SYSTEMS OOD
 FNI INDUSTRIAL OOD
 DEO MAKS OOD
 SHISEL BULGARIA PRODAKSHAN EOOD
 MARITSA M-SOFIYA EOOD
 TESPOM AD
 GRIGOROV MEHATRONIKS EOOD
 HIDROPLASTFORM OOD
 AYEKS EOOD
 KALINA-KLENSKI OOD
 MACHINETECH ENGINEERING OOD
 URUCHEV EOOD
 ANDROMEDA OOD
 BALKANKAR-G.MIHAYLOV AD
 ATLANT 2003 EOOD
 RAD ENGINEERING OOD
 IPO-LIFTS EOOD
 SILEK EOOD
 MKG KLIMA GRUP OOD
 A.L.FILTER OOD
 OOD DZHOTO INZHENERING
 LOZANOV TEH EOOD
 DZZD ENERGO-KARNES
 HILARA AD
 ALEKS INZHENERING EOOD
 MASHIYNS IN TRIY DAYMENSZHANS EOOD
 ENENZHI EOOD
 SEMSA EOOD
 ET TEOPLAST - TEODOR YANKOV
 ET STEFAN BONEV
 BLIK 99 OOD
 SIMINVEST EOOD
 NAK MASHY 97 OOD
 NOVOTIKA 95 AD
 HRANKOMPLEKT-51 OOD
 YANEKS 2000 OOD
 ET RPMSM RADOSLAV IVANOV ET
 ET BS - BONCHO STEFANOV
 CASTING TECHNOLOGY BULGARIA OOD
 ES PI VI OOD

SPOYL 2008 OOD
 SINTEZ BG OOD
 MIR MONTANA OOD
 FAVORIT - MASHINEKS OOD
 REMONT SERVIC EOOD
 TEHNOKARDAN EOOD
 SISTEMNO INTEGRIRANE EOOD
 BIOINDASTRI OOD
 SINTIS OOD
 KITTNER BULGARIA EOOD
 B I S OOD
 ET TODOR VODENICHAROV-58
 CHUGUNENA ARMATURA BULGARIA AD
 FRIGOLUKS EOOD
 VITALIY I SIN - IGLIKA MANOVA ET SOLE TRADER
 ET MANEV VV VESELIN VASILEV
 KEMIKALTREYD EOOD
 TERMOINZHENERING OOD
 IVS - INZHENERING EOOD
 UNITEH KO EOOD
 AVD INZHENERING EOOD
 AYSBERG 93 EOOD
 KARBONI OOD
 TECHNO-YOTA 2001 EOOD
 KEIT OOD
 LAUNDRY EQUIPMENT AD
 MTS TSONKOV EOOD
 DZHOTO OOD
 STORM ENGINEERING AD
 KOMPAS INZHENERING OOD
 KOATTEH OOD
 ROSBUL OOD
 VENTA DK - OOD
 TP BYUSHE VALEN
 IVEKRA EOOD
 VASTO BG OOD
 GARDEVSKI EOOD
 OGRAZHDEN OOD
 PODEMCRANE AD
 BULARM - STROI OOD
 SOLAR PAUAR MASHIYNS OOD
 SATIRIKON - SLIVEN - EOOD
 KRAMEKS OOD
 ALFA I ZET
 BULSEP 2010 OOD
 ADVANSIUM EOOD
 ELICA-ELEVATOR OOD
 SIMAD
 ET DZHEFI 56 - KRASIMIR CHAVDAROV
 METAPLAST INZHENERING OOD
 EMKOEKS OOD
 TREMOL OOD
 HIDRO MAT EOOD
 BIMCO EOOD
 KOOL BG OOD
 MM SERVIC EOOD
 PROMSTROYPROEKT OOD
 PARO I KO EOOD
 SPATROL OOD
 NESTO 2000 EOOD
 MULTIENGINEERING - IVANKA ANGELOVA SOLE TRADER
 POLI - DIAS, DILOVSKI, DAKOVA S-IE SD
 ET KASAMAKOV I SIE - YAVOR LYUBOMIROV
 ITT AVSTRIYA PROIZVODSTVO EOOD
 MONTANA BIOENERDZHI EOOD

MASTERTRAF EOOD
 UMLENSKI OOD
 KAMASH AD
 DITOMED OOD
 KANIKAR EOOD
 TM ENERGY OOD
 SMARTKIOSK OOD
 SAVREMENNI ENERGIYNI IZTOCHNITSI OOD
 EVRO PLAST 2002 EOOD
 TREYD MAYSTER EOOD
 APRONEKS OOD
 NEDZHIN INZHENERING INTERNESHANAL OOD
 KONDRA BULGARIA OOD
 KEYUUD EOOD
 OOD ALFINA
 ET GANA MISHEVA
 MBI BULGARIA OOD
 ROTINGER MAKSPAK EOOD
 MPI OOD
 EL KAR EOOD
 BUMEKS GRUP EOOD
 KOMTEST OOD
 SITONA-GRUP OOD
 HRISTO KAPASAZOV EOOD
 ET ELEKTRIK INZHENERING MLADEN MLADENOV
 ET OGNYAN VEZIRSKI-TITIN
 MIBO MASHINI OOD
 PRISOE PAK AD
 ASEA EOOD
 KORDAS PRODUKTS YURAP EOOD
 BULMASH EOOD
 ET DUCHE - PLAMEN DUCHEV
 TESMA-1 EOOD
 EOOD BALKANKAR HEBAR GRUP
 INCH FRIGO EOOD
 AMP OOD
 AYKIP EOOD
 THERMOSYSTEMA OOD
 ET KOEKS-V.S.-VLADIMIR STANKOV
 TECHNOCONTACT AD
 ATIKA GRUP EOOD
 OOD AYA
 STORM GREEN ENERGY AD
 PANDURA EOOD
 PROFI MIG EOOD
 BIMS EOOD
 BADESHTNOST AD
 VITTAB OOD
 EN BI SI EOOD
 MONTAZH KAUBOYA OOD
 INTELLIGANT FOOD SYSTEMS OOD
 BMD INZHENERING EOOD
 MMT ENGINEERING OOD
 VITOSHA INZHENERING EOOD
 EM VI PRAHOULAVYASHTI SISTEMI OOD
 TIHERT EAD
 INDUSTRIALNI MASHINI I SAORAZHENIYA EOOD
 ET YARO-YAG YAROSLAV-GENOV
 OPTIM-AL EOOD
 KOTOGROUP OOD
 SOPIS OOD
 HRANINVEST-HRANMASHKOMPLEKT AD
 ET KLIMA-D-DIMITAR DIMITROV
 VEG - MASH EOOD
 INTERKOM HERKU OOD

OOD DIKSI
 H PLYUS P EOOD
 ET VESPA - VESKO PANTALEEV
 KAMENA MASH EOOD
 ULTRAFLEX CO. OOD
 PETROMET OOD
 SPARTAK AD
 ET NEZHO BG
 TEHNOPROEKTPLAST OOD
 RG GRUP AD
 KOLEV I KO OOD
 ELPESHTI OOD
 AB - TERM OOD
 TECHNOKONTAKT INTERNATIONAL OOD
 METOM OOD
 GEBO-SILISTRA EOOD
 TRON 67 EOOD
 ORGTECHNICA AD
 METALAGRO AD
 AGRIBIZ BG OOD
 EOOD EVROKOMFORT
 MONEK-YUG AD
 IZAMET 05 EOOD
 INZHENEKS OOD
 KOVENT-KLIMA OOD
 EVROMASHSTROY - RA 2015 EOOD
 NG DESIGN OOD
 HOERBIGER ZANDOV S.R.O
 SOBAR BS OOD
 PTK KARM EOOD
 DIK-INZHENERING OOD
 SMZH OOD
 HIDRAVLIK SERVIC I INZHENERING OOD
 G - 99 EOOD
 IVAS TECH OOD
 VOP OOD
 TEHNOINVEST INZHENERING OOD
 KRANOSTROENE-ENGINEERING EOOD
 ENERO OOD
 KIRKOVI-75 EOOD
 ELICOM ELECTRONIC -GEORGIEV KD
 INNTECH OOD
 INTRA OOD
 MG-MEKS EOOD
 D END N TREYD EOOD
 SATEL 95 EOOD
 ENERGOREMONT - PLOVDIV AD
 KOMPRESIYA NEDEV EOOD
 INSTALO BG OOD
 FUL INZHENERING OOD
 KOOPERATSIIYA BENKOVSKI
 T I D EOOD
 HERIKS OOD
 SPARKY ELTOS AD
 AGARTA I EOOD
 ZAVOD ZA INSTRUMENTALNA EKIPROVKA I
 NESTANDARTNO OBORUDVANE AD (ZIENO)
 DZZD KT INZHENERING
 SD PROMILK NIKOLOVI I SIE
 BALKANCAR - RECORD AD
 MEGAMASH OOD
 ASAT OOD
 ET PRESTIZH 95-MIHAIL MIHALEV
 STRUNA AD
 FINMACH OOD
 KESIN KO EOOD

RANTAS EOOD
 VIN ELEKTRONIK OOD
 TEHNOS OOD
 YUNIART EOOD
 EKSPLO KONTROL BULGARIA EOOD
 ATRIS R EOOD
 DAYRI PROTSESING EKUIPMANT OOD
 GOLD MASTERS OOD
 KITTNER ANLAGEN-UND MASCHINENBAU OOD
 MAGIK - STIL EOOD
 DILGER OOD
 SD POPOV I SIE
 RENTSO OOD
 STEM OOD
 AGROMASH EOOD
 17N EOOD
 DAMVENT OOD
 KLIMATET EOOD
 KISI I EOOD
 DI AY LODZHIK OOD
 FURKON EOOD
 TRAKTOR OOD
 SEKNET AD
 SIMARO OOD
 VIVET TRADING EOOD
 PARKS MM EOOD
 EVRO LIFT MONTAZH EOOD
 HIDROINZHENERING ES EOOD
 SIKAN EOOD
 DEZINTEGRATOR AD
 ATLANTIS OOD
 KESSIN ENERGY TECHNOLOGIES OOD
 GALAKT EOOD
 IDI - MM OOD
 OOD SHP STOYKOV
 LIFT SERVIC 2014 EOOD
 ET PLAMEN BAKALOV
 GIG KARASEK OOD
 ET TERMOKONSULT
 MELSICON OOD
 IZAMET 01 EOOD
 MODUL - AD
 TMKO OOD
 VIKTORIYA - G 8 OOD
 PRINT GREEN OOD
 REMIN EOOD
 KRES - D EOOD
 KAZINO END GEYMING INDASTRI EOOD
 ICYL OOD
 M.Z. BELITSA OOD
 SAKAR TREYDING OOD
 TALIA PROPERTIES OOD
 K 95 OOD
 KLIMA KG EOOD
 HOLO EAST OOD
 KLIMA LUFT EOOD
 INBASE TECH EOOD
 DZZD KONSORTSIUM- KLASTER LABIOHIMMASH
 ENERKEMICAL EOOD
 BALKANKAR MIZIYA BG EOOD
 STANIKO OOD
 MONTANA HYDRAULICS OOD
 SPARKY AD
 SAMI MSD EOOD
 KLIMEKS TINGL EOOD

MERKI I TEGILKI KN OOD
 VILMASH AD
 BULPAST-K OOD
 AKURO BULGARIA EOOD
 EDIMA EOOD
 ET NINA DIMITROVA
 EOOD AY BI TREYDING
 MAGI-D EOOD
 ET TEMA-HRISTO TSACHEV
 IGZAKT INZHENERING I EOOD
 ET ITA PETAR CHAUSHEV
 TECHECO OOD
 ORFANOS YOANNIS EOOD
 PIM OOD
 GREYKO ENGINEERING OOD
 METALKONSULTINZHENERING OOD
 M+S HYDRAULIC AD
 ASTREYD PLAST OOD
 GEORGIEV I SIN 2000 EOOD
 SANSET 09 EOOD
 NOVA AGRO EOOD
 EKOFUID OOD
 ATM-SPASOV I EOOD
 RALOMEX AD
 DINA KOMERS OOD
 SIIL EOOD
 ELTRON OOD
 SPEKTAR EOOD
 POULTRI YUNAYTED KAMPANI EOOD
 ROSSA EOOD
 ZMM - SLIVEN AD
 STEALIT TREYD OOD
 INOSOLV EOOD
 EVROMET OOD
 DIKON- DIMITROV I KOLEV, GENERAL
 PARTNERSHIP
 MLADA GVARDIYA 2011 EOOD
 TSINKNANOTEH OOD
 TRITEKS PLYUS EOOD
 TEHNOINZHENERING OOD
 ET BANKO TANEV - TAN
 PRESKOV AD
 A I G ZAVARYAVANE OOD
 KLIMA PORDUKT OOD
 ET M INZHENERING - MITKO DOBREV
 DELIS OOD
 TPK OBEDINENIE
 ET KRAM ANDREY MARKOV
 SHANS 91 TV EOOD
 TETAMAT EOOD
 PROFITEH PLOVDIV EOOD
 MABAK OOD
 KAM INVEST AD
 VEST TERM EOOD
 SIBI OOD
 MASHINPLAST EOOD
 SILMET OOD
 VAPTECH OOD
 MODUL-NK OOD
 ELEKTRA-Z EOOD
 KALINOV I - KONSULT OOD
 SKF BEARINGS BULGARIA AD
 BISA-T OOD
 UNIVERS OOD
 AGROMIKRON AD
 TERMOSTROY EOOD

DEYTA KONSULTING EOOD
 EKOBEL INZHENERING EOOD
 AVRO FARM AD
 ET GANDI 95
 ET HELA - RUMYANA SOTIROVA
 METAL KANSTRASHANS OOD
 HLEBMASH OOD
 LEYD-GARBACHKOV EOOD
 DABOS - OOD
 VSK KENTAVAR ZMM EOOD
 INFOSIST EOOD
 VEMA EOOD
 EVRO - 2002 OOD
 TEO MAX EOOD
 ZMM VRATSA AD
 TEHNOARTNET EOOD
 ET KLIMAT YANKO YANKOV
 NATALI KLIMA OOD
 BULMACHINERY ENTERPRISES OOD
 MARIMAH INOKS OOD
 TECNO RUBBER OOD
 INSOL OOD
 MAKSIMUM INZHENERING EOOD
 TEHNOVAKSISTEM OOD
 MASHINOSTROENE-DS EOOD
 ANDI SOLID OOD
 GRUNDI TEHNOLODZHI EOOD
 NEKSAS INDUSTRIAL
 NOYA AD
 ZAGORETEH EOOD
 BENKOVSKI KO OOD
 AMECA OOD
 HAN KUBRAT AD
 UNION KEHLIBAR OOD
 MALOGABARITNA ZAVARACHNA TEHNIKA AD
 EKO SEPAREYD EOOD
 MOBILTEH OOD
 PERLA AD
 HOULI AVTO EOOD
 STENLI 04 EOOD
 MLADA GVARDIYA OOD
 PARVI MAI AD
 RENOM OOD
 BULGARLAZER OOD
 GMST SHTEFLEKS I KO OOD
 ET PRESTIZH - SVILEN TASHEV
 KA EM GRUP OOD
 MDV OOD
 PUC-BOBOV DOL OOD
 NAKTAYM EOOD
 CHAYKA INZHENERING OOD
 ET STOYAN PAVLOV ELEKTINZHENERING
 VOLACOM AD
 ALPHACO MANUFACTURING OOD
 BAK 2 OOD
 ET ATRI - VALERI GANCHEV
 SIKI-99 OOD
 VENI AND CO OOD
 MULTILIFT VARNA OOD
 ET VITOSHA M - DIMITAR MERDZHANOV
 STOMANA - ST OOD
 COPA HYDROSYSTEM OOD
 MILCO OOD
 ATM SPASOV EOOD
 ARGOMET.EU EOOD

MECHATRONICA AD
 KLUBFERBAND - ITA OOD
 SD TEHNOSIM - SERBEZOV I S-IE
 TEHNOEKIP AD
 HRANMASH INZHENERING BG EOOD
 APEKS 11 EOOD
 SIDABO EOOD
 OBITECH EOOD
 DSD PRO. OOD
 TELFERI OOD
 STROYTEHNIKA AD
 RUDIKOM OOD
 KES BG EOOD
 KLIMEKS BG EOOD
 ER5 COMPONENTS OOD
 ET STILIANKO YANULOV
 CONSTRUCTION TOOLS OOD
 TOPLIK OOD
 PRO MET DIZAYN EOOD
 MIZIYA BISIPI EOOD
 HALOILA BULGARIA OOD
 LIDER MAG OOD
 METAREM AD
 ISKRA SILATRONIK AD
 UARKARS FIT OOD
 ALFAGRAF EOOD
 ISG ELEKTRIKS EOOD
 ET VESNA - VASIL ENCHEV
 MASTER OOD
 NIK-SALYUSHAN OOD
 EUROFLUID HYDRAULIC BULGARIA OOD
 ROMEKs KAR OOD
 ADIZO - ANGEL DIMITROV ET
 RELKON OOD
 UMT EOOD
 UELDTRONIK OOD
 OPTIMEKS OOD
 OZONIYA EOOD
 UNITECH - HRISTEV I SIE, GENERAL PARTNERSHIP
 BIOTEH OOD
 KLIMAT INZHENERING EOOD
 KAMINI HEFEST OOD
 AGROTEHREMONT AD
 NALBANTOV INZHENERING EOOD
 AS TERM OOD
 KOM 8 OOD
 TURBO FORs EOOD
 A.S. MAKS TERM OOD
 POLITERM OOD
 TOP 13 EOOD
 YOTOS OOD
 KMT SHIPKA OOD
 HYDROSYSTEM EOOD
 VACUUM EL SYSTEM OOD
 MARITZA-M-BORIS MIHALKOV SOLE TRADER
 TRENDAKAR SD
 ET LINDE-DANAIL KUSHEV
 FRIGO STROEZH OOD
 ET MILKO MILUSHEV
 ALARA 6 OOD
 SIMEX EOOD
 MTH GEORGIEVI EOOD
 ET KAMEN KALCHEV
 ET LIFT SERVIC - KOLYU KOLEV
 K.V - MONTAZHI 97 EOOD

TESKO OOD
 TANGRA-AV OOD
 VES I TON OOD
 SLAV - VERIGI OOD
 ET LUNA
 ET GISED - DEYAN YANEV
 HRANITEH EOOD
 KLIMATET 2014 EOOD
 VESPA VP EOOD
 KA INZHENERING EOOD
 VOLGOR EOOD
 DROUZHBA OOD
 HEM AD
 AVTO RAZVITIE EOOD
 INKA PRODAKSHAN SALUSHANS OOD
 HIDROYONIKS EOOD
 INSTITUT PO ZAVARYAVANE AD
 THERMOHRAN ENGINEERING OOD
 MIKS 2000 M EOOD
 IONITECH OOD
 REMOTEX M OOD
 DITE - BOYADZHIYSKA TEHNIKA EOOD
 AGROSISTEM AD
 BLU STAR KO. EOOD
 BRB - INZHENERING OOD
 DNS - MEHATRONIK EOOD
 ARGUS M OOD
 ZMM-YAKORUDA AD
 MILARA INTERNATIONAL OOD
 BANK TEH SIS OOD
 TEHSEL AD
 TEHMASH OOD
 PI DZHEY INZHENERING OOD
 KLIMATECH AD
 RODINA AD
 SOLIDNOST - HRISTOFOR GROZEV ET
 ET PLAMEN ALEKSIEV
 ALEGI INZHENERING OOD
 BLAST INZHENERING OOD
 SD BVD-VOYNSKI I SIE
 SNAG EOOD
 SD APOLONIYA PLOVDIV GEORGIEV S-IE
 AGA SYSTEMS OOD
 SMA-ELECTRONICS OOD
 BATEH EOOD
 AEMTECH OOD
 TEHNODZHI EOOD
 ET DIMITERINZHENERING- DIMITAR TEOFILOV
 TOPLINNA I SUSHILNA TEHNIKA OOD
 KRIEYT INZHENERING OOD
 MASHINOSTROENE I ENERGOREMONT OOD
 TIS MASHINI EOOD
 ET STEFAN GOVEDAROV - ANDREY GOVEDAROV
 SILOMA AD
 K END V INZHENERING OOD
 TS EOOD
 BALKANTEHKRAN EOOD
 MASHINHED EOOD
 ARMIKS OOD
 DENEV EOOD
 DIMAR FRIGO OOD
 RONIS EOOD
 AY ES EL FOTONIKS AD
 KOSTA METAL EOOD
 ET VELKO- VASIL FILIPOV

METALOREZHESHTI MASHINI AD
 HIDROPNEVMOTEHNIKA AD
 KFK AD
 LIEBHERR - TRANSPORTATION SYSTEMS MARICA OOD
 MAK STO EOOD
 NORD AD
 EPART OOD
 IVA ASSENOVGRAD OOD
 AGROTEHNIKA 97 AD
 GOVEDAROV INZHENERING OOD
 TRANSPORTNA ELEKTRONIKA 91 OOD
 RODINA - HASKOVO AD
 AGROSTIL OOD
 MV YANTRA AD
 ZMM STOMANA AD
 KLIMA-D EOOD
 ADAKOM FRIGO EOOD
 SL INDUSTRIES OOD
 ASL - MACHGROUP OOD
 VANIKO OOD
 BESTTECHNICA TM - RADOMIR AD
 ET INZHENER ORLOV - HRISTO ORLOV
 TISIKON
 INDEX-6 OOD
 LIFT GROUP ASPEKT 1 EOOD
 RED STIIL EOOD
 MAKS MASH PROEKT EOOD
 VAV - 1991 EOOD
 ZAVOD ZA SHLIFOVACHNI MASHINI AD
 ASANSYOREN ZAVOD OOD
 MORELLO FORNI OOD
 INDUSTRIAL FRIGO DOORS OOD
 ILINDEN OOD
 DATEX VIT OOD
 ET DARKON- CHAVDAR YOSIFOV
 BENDIDA-88 OOD
 MULTI LIFT
 IGK ELEKTRONIKS EOOD
 MAKSIMAL EOOD
 FRESH KOLD OOD
 PRIM AD
 INOVATIONTEH EOOD
 MADARA AGRO OOD
 TI END TI AS EOOD
 KOMTRON EOOD
 EKZISTA EOOD
 ET MTH GEORGI GEORGIEV
 ABRAKAD PROEKT EOOD
 DETECH OOD
 VIKIS HYDRAULICS OOD
 E - 5 OOD
 VARNA-NN OOD
 MASHIN - KOMERS OOD
 DATECS OOD
 FRIGO GRUP EOOD
 BULKONSERVMAH OOD
 GEOTOK EOOD
 PROEKT - M OOD
 NENO MITEV - NM EOOD
 KOMAND EOOD
 DIMEKS TK EOOD
 SERGEY VEST EOOD
 GAMA FEST OOD
 LAKI MOLDING TEHNOLODZHI OOD
 ZMM ZLATOGRAAD AD

ALYASKA 69 OOD
 RT PLYUS OOD
 FEROTEH EOOD
 DONIDO MACHINE INDUSTRY AD
 HLEBOTON EOOD
 MISKANTUS EOOD
 ASKON INZHENERING EOOD
 BERCO BULGARIA OOD
 VATEK OOD

Do not hesitate to contact us

We'd be glad to discuss our services or your project in detail and help you come up with a solution.

Email us at consulting@seenews.com

Call us on **+359 2 80 12 630**

Live chat available at SeeNews.com

Disclaimer

Whilst the information contained in this industry report has been given in good faith and every effort has been made to ensure its accuracy, SeeNews cannot guarantee the accuracy of this information and hereby expressly disclaims any responsibility for error, mis-interpretation and any and all loss, disappointment, negligence or damage caused by reliance on the information contained in the industry report or any failure or alleged failure in the delivery of the Service referred to herein, or in the event of bankruptcy, liquidation or cessation of trade in any company, individual or firm referred to herein. Confirmation of the information accuracy should be sought from the establishments concerned. Unless otherwise stated, the copyrights and any other rights in all material on this site are owned by SeeNews. Use of this industry report is provided by SeeNews subject to the following Terms and Conditions:

1. Use of this industry report constitutes your acceptance of these Terms and Conditions which take effect when you first use this industry report. SeeNews reserves the right to change these terms and conditions at any time by posting changes online. You are responsible for reviewing regularly information posted online to obtain timely notice of such changes. Your continued use of the industry report after changes are posted constitutes your acceptance of this agreement.

2. Neither SeeNews nor other related parties, whilst endeavouring to provide 24/7 availability, will be held liable if for any reason the industry report is unavailable at any time.

3. Access to this industry report may be suspended temporarily or permanently and without notice.

4. Whilst SeeNews endeavours to ensure that the information on this site is correct and up-to-date, no warranty, express or implied, is given as to its accuracy and SeeNews does not accept any liability for error or omission.

5. Part of this industry report contains materials submitted to SeeNews by third parties. Third parties are responsible for ensuring that materials submitted for inclusion on this industry report complies with national and relevant international law. SeeNews can not guarantee the accuracy of this material and hereby expressly disclaims any responsibility for error, omission or inaccuracy in the

material, misinterpretation and any all loss, disappointment, negligence or damage caused by reliance on the information contained in the industry report or any failure or alleged failure in the delivery of the services referred to herein, or in the event of bankruptcy, liquidation or cessation of trade of any company, individual or firm referred to herein. Confirmation of the information accuracy should be sought from the establishments concerned or from SeeNews upon explicit request.

6. SeeNews shall not be liable for any damages (including, without limitation, damages for loss of business or loss of profits) arising in contract, tort or otherwise from the use of or inability to use this industry report, or any data contained in it, or from any action or decision taken as a result of using this industry report or any such information.

7. SeeNews accepts no responsibility for the content of any site to which a hypertext link from this industry report exists. Such links are provided for your convenience on an "as is" and "as available" basis with no warranty, express or implied, for the information provided within them.

8. If any of these terms should be determined to be illegal, invalid or otherwise unenforceable by reason of the laws of any state or country in which these terms are intended to be effective, then to the extent and within the jurisdiction in which that term is illegal, invalid or enforceable, it shall be severed and deleted from the clause concerned and the remaining terms and conditions shall remain in full force and effect and continue to be binding and enforceable.

9. By accessing and reading any part of this industry report, you should have accepted these Terms in full.

All rights reserved. Downloads and print extracts of SeeNews are allowed for personal and non-commercial use only. Re-publication or redistribution of content, including by framing, is strictly prohibited without the prior written consent of SeeNews Ltd., Sofia, Bulgaria.