

# SeeNews

Business Intelligence  
for Southeast Europe



## Industry Report

Manufacture of other non-  
metallic mineral products

2015

BULGARIA

[seenews.com/reports](https://seenews.com/reports)

# CONTENTS

I. KEY INDICATORS

II. INTRODUCTION

III. REVENUES

IV. EXPENSES

V. PROFITABILITY

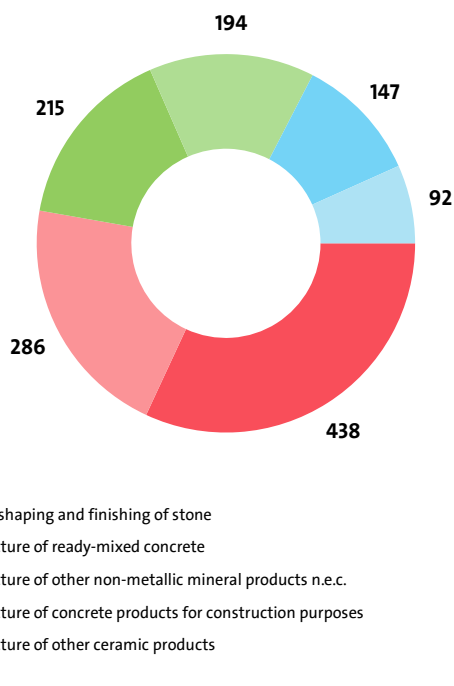
VI. EMPLOYMENT

## I. KEY INDICATORS

- The Manufacture of other non-metallic mineral products industry in Bulgaria was represented by 1,372 companies at the end of 2015, compared to 1,359 in the previous year and 1,261 in 2013.
- The industry's net profit amounted to BGN 196,972,000 in 2015.
- The industry's total revenue was BGN 3,146,019,000 in 2015, up by 16.67% compared to the previous year.
- The combined costs of the companies in the Manufacture of other non-metallic mineral products industry reached BGN 2,922,449,000 in 2015, up by 12.71% year-on-year.
- The industry's total revenue makes up 3.9% to the country's Gross domestic product (GDP) in 2015, compared to 3.46% for 2014 and 2.91% in 2013.
- A total of 23,320 people were employed in the Manufacture of other non-metallic mineral products industry in 2015, compared to 20,762 in 2014 and 20,453 in 2013.
- Most of the companies in the industry are based in Sofia, followed by Plovdiv and Burgas.

## II. INTRODUCTION

In 2015 the companies in the Manufacture of other non-metallic mineral products industry numbered 1,372, distributed in 24 sectors.



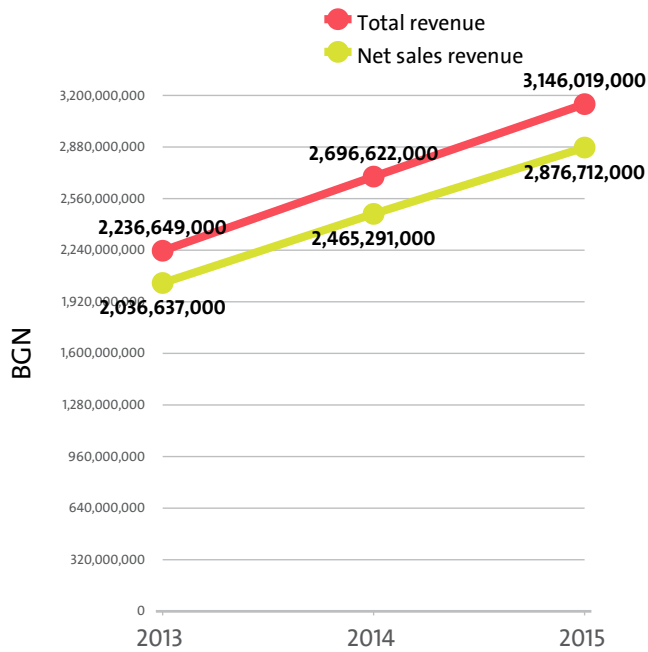
In 2014 there were a total of 1,359 companies operating in the industry. In 2013 their number totalled 1,261.

### NUMBER OF COMPANIES IN MANUFACTURE OF OTHER NON-METALLIC MINERAL PRODUCTS INDUSTRY BY SECTORS

SECTOR	2015	2014	2013
CUTTING, SHAPING AND FINISHING OF STONE	286	273	246
MANUFACTURE OF READY-MIXED CONCRETE	215	220	200
MANUFACTURE OF OTHER NON-METALLIC MINERAL PRODUCTS N.E.C.	194	186	147
MANUFACTURE OF CONCRETE PRODUCTS FOR CONSTRUCTION PURPOSES	147	147	148
MANUFACTURE OF OTHER CERAMIC PRODUCTS	92	87	84
MANUFACTURE OF OTHER ARTICLES OF CONCRETE, PLASTER AND CEMENT	89	85	84
SHAPING AND PROCESSING OF FLAT GLASS	67	65	64
MANUFACTURE OF LIME AND PLASTER	51	52	48
MANUFACTURE AND PROCESSING OF OTHER GLASS, INCLUDING TECHNICAL GLASSWARE	46	43	49
MANUFACTURE OF CERAMIC HOUSEHOLD AND ORNAMENTAL ARTICLES	42	49	50
MANUFACTURE OF BRICKS, TILES AND CONSTRUCTION PRODUCTS, IN BAKED CLAY	35	38	39
MANUFACTURE OF MORTARS	24	30	24
PRODUCTION OF ABRASIVE PRODUCTS	16	21	16
MANUFACTURE OF HOLLOW GLASS	14	12	9
MANUFACTURE OF REFRACTORY PRODUCTS	11	11	13
MANUFACTURE OF CERAMIC INSULATORS AND INSULATING FITTINGS	9	8	7
MANUFACTURE OF CERAMIC SANITARY FIXTURES	7	7	5
MANUFACTURE OF CERAMIC TILES AND FLAGS	7	7	8
MANUFACTURE OF CEMENT	5	5	5
MANUFACTURE OF OTHER TECHNICAL CERAMIC PRODUCTS	4	4	4
MANUFACTURE OF PLASTER PRODUCTS FOR CONSTRUCTION PURPOSES	4	3	3
MANUFACTURE OF GLASS FIBRES	3	3	3
MANUFACTURE OF FIBRE CEMENT	2	1	3
MANUFACTURE OF FLAT GLASS	2	2	2

## III. REVENUES

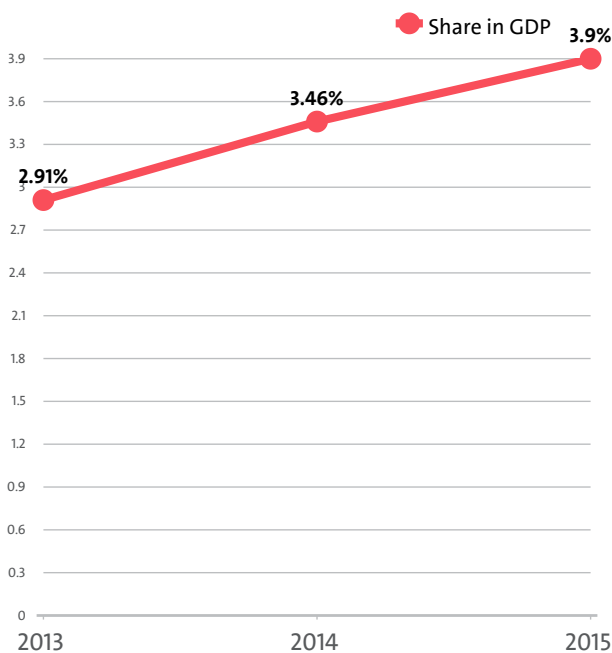
The total revenue in the industry was BGN 3,146,019,000 in 2015, BGN 2,696,622,000 in 2014 and 2,236,649,000 in 2013.



The companies in the Manufacture of other non-metallic mineral products market of Bulgaria earned combined net sales revenues of BGN 2,876,712,000 in 2015.

In annual terms, sales marked an increase of 16.69% compared to 2014. In comparison to 2013 they increased by 41.25%. In 2014 sales rose by 21.05% year-on-year.

The Manufacture of other non-metallic mineral products industry total revenue make up 3.9% to the country's GDP in 2015, compared to 3.46% for 2014 and 2.91% in 2013.



In 2015 the Manufacture of other non-metallic mineral products industry contributed to GDP BGN 2,725,367,000 in Gross value added (GVA) accounting for 1.76% of the total for the country's economy.

In the previous year, the industry's GVA amounted BGN 2,378,087,000, accounting for 1.66% of the total for the

country in 2014. In 2013 the GVA of the Manufacture of other non-metallic mineral products was BGN 1,964,423,000, or 1.45% of the GVA for the country's economy.

#### GVA BY SECTORS

RANK	SECTOR	BGN	SHARE OF THE COUNTRY'S GVA (%)
1	MANUFACTURE OF FLAT GLASS	460,941,000	0.30
2	MANUFACTURE OF OTHER NON-METALLIC MINERAL PRODUCTS N.E.C.	403,528,000	0.26
3	MANUFACTURE OF CEMENT	337,126,000	0.22
4	MANUFACTURE OF READY-MIXED CONCRETE	330,381,000	0.21
5	MANUFACTURE OF HOLLOW GLASS	277,814,000	0.18
6	MANUFACTURE OF CERAMIC TILES AND FLAGS	186,383,000	0.12
7	MANUFACTURE OF CONCRETE PRODUCTS FOR CONSTRUCTION PURPOSES	159,473,000	0.10
8	CUTTING, SHAPING AND FINISHING OF STONE	78,495,000	0.05
9	MANUFACTURE OF PLASTER PRODUCTS FOR CONSTRUCTION PURPOSES	76,057,000	0.05
10	MANUFACTURE OF LIME AND PLASTER	70,047,000	0.05
11	SHAPING AND PROCESSING OF FLAT GLASS	63,929,000	0.04
12	MANUFACTURE OF CERAMIC SANITARY FIXTURES	57,383,000	0.04
13	MANUFACTURE OF OTHER ARTICLES OF CONCRETE, PLASTER AND CEMENT	42,523,000	0.03
14	PRODUCTION OF ABRASIVE PRODUCTS	35,883,000	0.02
15	MANUFACTURE OF BRICKS, TILES AND CONSTRUCTION PRODUCTS, IN BAKED CLAY	35,747,000	0.02
16	MANUFACTURE OF OTHER TECHNICAL CERAMIC PRODUCTS	34,955,000	0.02
17	MANUFACTURE OF MORTARS	27,349,000	0.02
18	MANUFACTURE OF REFRACTORY PRODUCTS	23,926,000	0.02
19	MANUFACTURE AND PROCESSING OF OTHER GLASS, INCLUDING TECHNICAL GLASSWARE	17,346,000	0.01
20	MANUFACTURE OF OTHER CERAMIC PRODUCTS	3,418,000	0.00
21	MANUFACTURE OF CERAMIC HOUSEHOLD AND ORNAMENTAL ARTICLES	1,360,000	0.00
22	MANUFACTURE OF GLASS FIBRES	747,000	0.00
23	MANUFACTURE OF CERAMIC INSULATORS AND INSULATING FITTINGS	542,000	0.00
24	MANUFACTURE OF FIBRE CEMENT	14,000	0.00

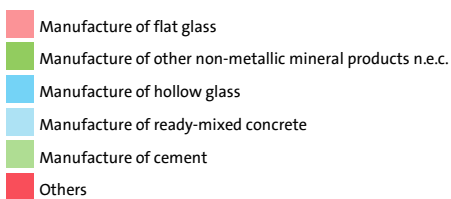
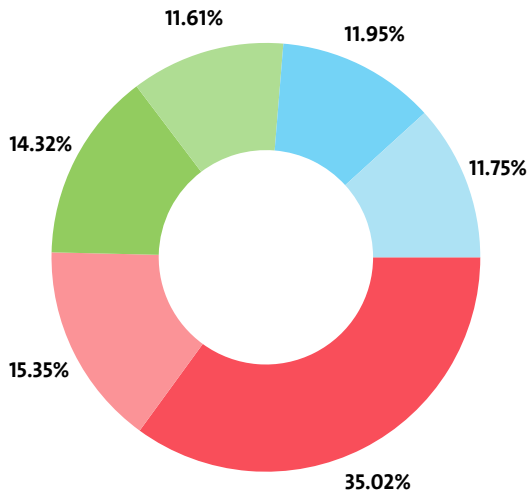
We expect, based on the trend in the last three years, the total revenue of the Manufacture of other non-metallic mineral products industry to change at a compound annual growth rate (CAGR) of 18.60% in 2016.

#### NET SALES REVENUE BY SECTORS

RANK	SECTOR	NET SALES REVENUE (BGN)
1	MANUFACTURE OF FLAT GLASS	441,704,000
2	MANUFACTURE OF OTHER NON-METALLIC MINERAL PRODUCTS N.E.C.	411,914,000
3	MANUFACTURE OF HOLLOW GLASS	343,691,000
4	MANUFACTURE OF READY-MIXED CONCRETE	337,964,000
5	MANUFACTURE OF CEMENT	333,899,000
6	MANUFACTURE OF CERAMIC TILES AND FLAGS	203,836,000
7	MANUFACTURE OF CONCRETE PRODUCTS FOR CONSTRUCTION PURPOSES	167,531,000
8	MANUFACTURE OF PLASTER PRODUCTS FOR CONSTRUCTION PURPOSES	86,608,000
9	CUTTING, SHAPING AND FINISHING OF STONE	84,583,000
10	MANUFACTURE OF CERAMIC SANITARY FIXTURES	75,175,000
11	SHAPING AND PROCESSING OF FLAT GLASS	70,608,000

12	MANUFACTURE OF LIME AND PLASTER	70,243,000
13	MANUFACTURE OF OTHER ARTICLES OF CONCRETE, PLASTER AND CEMENT	50,583,000
14	MANUFACTURE OF MORTARS	37,559,000
15	PRODUCTION OF ABRASIVE PRODUCTS	36,765,000
16	MANUFACTURE OF OTHER TECHNICAL CERAMIC PRODUCTS	35,001,000
17	MANUFACTURE OF BRICKS, TILES AND CONSTRUCTION PRODUCTS, IN BAKED CLAY	34,882,000
18	MANUFACTURE OF REFRACTORY PRODUCTS	28,783,000
19	MANUFACTURE AND PROCESSING OF OTHER GLASS, INCLUDING TECHNICAL GLASSWARE	19,284,000
20	MANUFACTURE OF OTHER CERAMIC PRODUCTS	3,538,000
21	MANUFACTURE OF CERAMIC HOUSEHOLD AND ORNAMENTAL ARTICLES	1,422,000
22	MANUFACTURE OF CERAMIC INSULATORS AND INSULATING FITTINGS	575,000
23	MANUFACTURE OF GLASS FIBRES	548,000
24	MANUFACTURE OF FIBRE CEMENT	16,000

INDUSTRY'S NET SALES REVENUE STRUCTURE BY SECTORS



The highest growth, of 49.60%, was recorded by Shaping and processing of flat glass, while Manufacture of fibre cement registered the sharpest decline, of 94.44%.

#### TOP COMPANIES' REVENUE BY SECTORS

SEGMENT	COMPANY	TOTAL REVENUE (BGN)	NET SALES REVENUE (BGN)
MANUFACTURE OF OTHER TECHNICAL CERAMIC PRODUCTS			
	KAST FUTURA - BG OOD	35,168,000	34,664,000
	KERAMOSILIKAT OOD	318,000	269,000
	TEHNICHESKA KERAMIKA OOD	50,000	50,000
MANUFACTURE OF REFRACTORY PRODUCTS			
	SIGMAREFU OOD	10,347,000	10,180,000
	TRUD AD	5,232,000	5,061,000
	TEHCERAMIK-M OOD	5,072,000	4,868,000
MANUFACTURE OF CERAMIC HOUSEHOLD AND ORNAMENTAL ARTICLES			
	KOVACHEVI KERAMIKA OOD	172,000	172,000
	CERAMICA IOVCHEVSKI OOD	172,000	171,000

TRONI ART 2006 OOD	143,000	143,000
MANUFACTURE OF CERAMIC INSULATORS AND INSULATING FITTINGS		
NEVEN OOD	213,000	193,000
ARMIRANI POLIMERNI IZOLATSII OOD	151,000	151,000
ET ELEKTROKERAMIKA-VASIL TOTEV	134,000	134,000
MANUFACTURE OF CERAMIC SANITARY FIXTURES		
ROCA BULGARIA AD	54,281,000	51,933,000
BULSAN OOD	18,497,000	17,390,000
FAT OOD	2,969,000	2,810,000
MANUFACTURE OF OTHER CERAMIC PRODUCTS		
CERAMIX AD	590,000	547,000
STARS CERAMICS OOD	348,000	304,000
CERATECH GROUP OOD	220,000	188,000
MANUFACTURE OF OTHER ARTICLES OF CONCRETE, PLASTER AND CEMENT		
BAUMIT BULGARIA OOD	32,804,000	32,415,000
MATHIOS AD	5,306,000	5,233,000
VULKAN OOD	2,725,000	2,334,000
MANUFACTURE OF FIBRE CEMENT		
MONOLIT 2010 OOD	13,000	13,000
DAY VAR OOD	3,000	3,000
MANUFACTURE OF MORTARS		
ROEFIX OOD	18,227,000	18,100,000
MAPEI BULGARIA OOD	11,399,000	11,326,000
GLOBUS BUILD OOD	8,571,000	7,021,000
MANUFACTURE OF READY-MIXED CONCRETE		
HIDROBETON OOD	37,530,000	35,028,000
KERAMIKA BURGAS AD	20,220,000	19,135,000
ATMIX OOD	17,088,000	14,924,000
MANUFACTURE OF PLASTER PRODUCTS FOR CONSTRUCTION PURPOSES		
KNAUF BULGARIA OOD	70,145,000	69,155,000
INDUSTRIAL SALYUSHANS BULGARIA OOD	18,093,000	17,250,000
OMEGA FLOORS OOD	200,000	200,000
MANUFACTURE OF CONCRETE PRODUCTS FOR CONSTRUCTION PURPOSES		
ZPSV OOD	18,296,000	18,051,000
BRAMAC POKRIVNI SISTEMI OOD	16,975,000	16,388,000
KSELA BULGARIA OOD	15,576,000	15,534,000
MANUFACTURE OF CERAMIC TILES AND FLAGS		
KHAN ASPARUH AD	115,039,000	105,038,000
KHAN OMURTAG AD	71,772,000	68,001,000
KEROS BULGARIA AD	30,917,000	30,765,000
MANUFACTURE OF BRICKS, TILES AND CONSTRUCTION PRODUCTS, IN BAKED CLAY		
WIENERBERGER OOD	25,508,000	24,293,000
PROLIFE TECHNOLOGY OOD	2,350,000	1,545,000
KERAMAT AD	2,107,000	1,741,000
MANUFACTURE AND PROCESSING OF OTHER GLASS, INCLUDING TECHNICAL GLASSWARE		
TREND BULGARIA AD	10,537,000	8,966,000
THE GLASS CO. OOD	2,546,000	1,999,000
HYGITEST OOD	1,828,000	1,783,000
MANUFACTURE OF GLASS FIBRES		
BULGARSKI BERGMAN AD	741,000	529,000
SIMAT AD	60,000	13,000
IMS 1 OOD	6,000	6,000
SHAPING AND PROCESSING OF FLAT GLASS		
GLASSPROEKT OOD	11,166,000	10,384,000
STAKLOPAKET - TA OOD	8,562,000	6,793,000
DAKS-96 OOD	6,217,000	6,120,000
MANUFACTURE OF HOLLOW GLASS		
DRUJBA GLASSWORKS AD	229,188,000	218,935,000
RUBIN TRADING AD	69,002,000	57,724,000
RUBIN INVEST AD	41,585,000	18,422,000
MANUFACTURE OF FLAT GLASS		
TRAKYA GLASS BULGARIA AD	496,896,000	441,704,000
INTEREKO OOD	107,000	0
PRODUCTION OF ABRASIVE PRODUCTS		

SUPERABRASIVE OOD	22,377,000	19,980,000
ZAI AD	5,555,000	5,087,000
ABRAZIVNI INSTRUMENTI SN OOD	3,574,000	3,517,000
<b>MANUFACTURE OF LIME AND PLASTER</b>		
OGNYANOVO-K AD	31,196,000	31,027,000
CALCIT AD	16,546,000	16,330,000
GIPS AD	8,953,000	6,422,000
<b>MANUFACTURE OF CEMENT</b>		
DEVNYA CEMENT AD	146,596,000	141,159,000
HOLCIM BULGARIA AD	90,506,000	84,066,000
ZLATNA PANEGA CEMENT AD	89,327,000	81,410,000
<b>CUTTING, SHAPING AND FINISHING OF STONE</b>		
HYDROMINERAL OOD	8,388,000	8,265,000
MONOLIT 1994 OOD	5,969,000	5,858,000
HEMUS - M AD	4,108,000	3,350,000
<b>MANUFACTURE OF OTHER NON-METALLIC MINERAL PRODUCTS N.E.C.</b>		
KAOLIN AD	155,606,000	152,949,000
AGROMAH PRODUCTION OOD	31,249,000	26,117,000
BUILD RENT BG AD	25,427,000	25,422,000

The top 10 companies in terms of total revenue in Manufacture of other non-metallic mineral products accounted for 48.76% of the industry's total in 2015, 49.95% in 2014 and 49.63% in 2013.

#### TOP 10 COMPANIES BY TOTAL AND NET SALES REVENUE IN THE INDUSTRY

RANK	COMPANY	TOTAL REVENUE (BGN)	NET SALE REVENUE (BGN)
1	TRAKYA GLASS BULGARIA AD	496,896,000	441,704,000
2	DRUJBA GLASSWORKS AD	229,188,000	218,935,000
3	KAOLIN AD	155,606,000	152,949,000
4	DEVNYA CEMENT AD	146,596,000	141,159,000
5	KHAN ASPARUH AD	115,039,000	105,038,000
6	HOLCIM BULGARIA AD	90,506,000	84,066,000
7	ZLATNA PANEGA CEMENT AD	89,327,000	81,410,000
8	KHAN OMURTAG AD	71,772,000	68,001,000
9	KNAUF BULGARIA OOD	70,145,000	69,155,000
10	RUBIN TRADING AD	69,002,000	57,724,000

The total revenues of the top 10 companies in the Manufacture of other non-metallic mineral products were 1.9% of GDP in 2015, compared to 1.73% for 2014 and 1.44% in 2013.

The top 10 by assets in the Manufacture of other non-metallic mineral products industry made up BGN 1,294,416,000, or 45.00% of the total net sales revenue.

#### TOP 10 BY TOTAL ASSETS IN THE INDUSTRY

RANK	COMPANY	BGN
1	DEVNYA CEMENT AD	447,728,000
2	TRAKYA GLASS BULGARIA AD	381,785,000
3	DRUJBA GLASSWORKS AD	373,355,000
4	PASABAHCE BULGARIA AD	263,653,000
5	HOLCIM BULGARIA AD	218,958,000
6	ZLATNA PANEGA CEMENT AD	199,244,000
7	KAOLIN AD	173,054,000
8	KNAUF BULGARIA OOD	134,636,000
9	SISECAM AUTOMOTIVE BULGARIA AD	117,898,000
10	KHAN ASPARUH AD	114,164,000

#### TOP 10 COMPANIES WITH HIGHEST ANNUAL GROWTH IN OPERATING REVENUE IN MANUFACTURE OF OTHER NON-METALLIC MINERAL PRODUCTS

RANK	COMPANY	Y/Y GROWTH
1	ARTESKOS 98 AD	19350.00%
2	BETON - STROY - SK OOD	18625.00%
3	DENIKER MARMEKS OOD	13400.00%
4	HIGISBETON OOD	8575.00%
5	VIVA 200 OOD	8417.65%
6	KIDEX TRADE OOD	6061.11%
7	EUROKOLD OOD	4150.00%
8	STROIKOM-2014 DA OOD	4027.27%
9	STONE BUILD GROUP OOD	4025.00%
10	BULTERA - S OOD	2940.00%

#### TOP COMPANIES BY TOTAL REVENUE IN THE SECTOR MANUFACTURE OF OTHER TECHNICAL CERAMIC PRODUCTS WERE:

COMPANY	BGN
KAST FUTURA - BG OOD	35,168,000
KERAMOSILIKAT OOD	318,000
TEHNICHESKA KERAMIKA OOD	50,000
ET NEGAMS - STEFAN KYURKCHIEV	18,000

The largest companies in terms of total revenue in sector Manufacture of other non-metallic mineral products earned total revenue of BGN 35,554,000 and accounted for 1.13% of the industry's total revenue.

#### TOP 10 COMPANIES BY TOTAL REVENUE IN THE FIELD MANUFACTURE OF REFRACTORY PRODUCTS WERE:

COMPANY	BGN
SIGMAREFU OOD	10,347,000
TRUD AD	5,232,000
TECHCERAMIK-M OOD	5,072,000
LASKOV - STEFAN DIMITROV-2 OOD	3,079,000
SHAMOT EL PE 2007 OOD	2,533,000
REFRAN OOD	2,083,000
RIMPEKS OOD	1,094,000
BALKANSERVICE OOD	141,000
KAMINI-ACORD OOD	76,000
KREDITNO-SPESTOVNA KOOPERATSIYA FAST MANI	4,000

The 10 largest companies in terms of total revenue in sector Manufacture of other non-metallic mineral products earned total revenue of BGN 29,661,000 and accounted for 0.94% of the industry's total revenue.

#### TOP 10 COMPANIES BY TOTAL REVENUE IN THE INDUSTRY MANUFACTURE OF CERAMIC HOUSEHOLD AND ORNAMENTAL ARTICLES WERE:

COMPANY	BGN
KOVACHEVI KERAMIKA OOD	172,000
CERAMICA IOVCHEVSKI OOD	172,000
TRONI ART 2006 OOD	143,000
ELIT KOMERS ART OOD	87,000
NIA-ETNO OOD	65,000
KERAMIK CENTER OOD	59,000
ILIEV OOD	50,000
BOLGAR KERAMIK TROYAN OOD	46,000

ELIS BULGARIA OOD	46,000
DESIGN ART STUDIO - EKATERINA LACHOVA OOD	38,000

The 10 largest companies in terms of total revenue in sector Manufacture of other non-metallic mineral products earned total revenue of BGN 878,000 and accounted for 0.03% of the industry's total revenue.

#### TOP COMPANIES BY TOTAL REVENUE IN THE FIELD MANUFACTURE OF CERAMIC INSULATORS AND INSULATING FITTINGS WERE:

COMPANY	BGN
NEVEN OOD	213,000
ARMIRANI POLIMERNI IZOLATSII OOD	151,000
ET ELEKTROKERAMIKA-VASIL TOTEV	134,000
ELEKTROPORTSELAN OOD	95,000
KLASIK -2010 OOD	52,000

The largest companies in terms of total revenue in sector Manufacture of other non-metallic mineral products earned total revenue of BGN 645,000 and accounted for 0.02% of the industry's total revenue.

#### TOP COMPANIES BY TOTAL REVENUE IN THE SECTOR MANUFACTURE OF CERAMIC SANITARY FIXTURES WERE:

COMPANY	BGN
ROCA BULGARIA AD	54,281,000
BULSAN OOD	18,497,000
FAT OOD	2,969,000
INTERNATIONAL COMPOSIT BG AD	2,912,000
NEOS EOOD	142,000

The largest companies in terms of total revenue in sector Manufacture of other non-metallic mineral products earned total revenue of BGN 78,801,000 and accounted for 2.50% of the industry's total revenue.

#### TOP 10 COMPANIES BY TOTAL REVENUE IN THE FIELD MANUFACTURE OF OTHER CERAMIC PRODUCTS WERE:

COMPANY	BGN
CERAMIX AD	590,000
STARS CERAMICS OOD	348,000
CERATECH GROUP OOD	220,000
PLAMEN DANCHEV KERAMIKA OOD	200,000
POP ART - 27 OOD	180,000
SPEKTAR KERAMIK OOD	168,000
BULSHAM GRUP OOD	131,000
ROSIMO OOD	116,000
DANCO OOD	111,000
KERAMIKA 2012 OOD	107,000

The 10 largest companies in terms of total revenue in sector Manufacture of other non-metallic mineral products earned total revenue of BGN 2,171,000 and accounted for 0.07% of the industry's total revenue.

#### TOP 10 COMPANIES BY TOTAL REVENUE IN THE FIELD MANUFACTURE OF OTHER ARTICLES OF CONCRETE, PLASTER AND CEMENT WERE:

COMPANY	BGN
BAUMIT BULGARIA OOD	32,804,000
MATHIOS AD	5,306,000
VULKAN OOD	2,725,000
SBKI AD	1,638,000
TEHNOKOREKT OOD	1,552,000
BAU CENTER OOD	1,382,000
ENCHO ENCHEV ETE OOD	1,328,000
RUBOLT AD	1,328,000
BAUMIX-BG AD	933,000
FONKACHPO OOD	351,000

The 10 largest companies in terms of total revenue in sector Manufacture of other non-metallic mineral products earned total revenue of BGN 49,347,000 and accounted for 1.57% of the industry's total revenue.

#### TOP COMPANIES BY TOTAL REVENUE IN THE INDUSTRY MANUFACTURE OF FIBRE CEMENT WERE:

COMPANY	BGN
MONOLIT 2010 OOD	13,000
DAY VAR OOD	3,000

#### TOP 10 COMPANIES BY TOTAL REVENUE IN THE INDUSTRY MANUFACTURE OF MORTARS WERE:

COMPANY	BGN
ROEFIX OOD	18,227,000
MAPEI BULGARIA OOD	11,399,000
GLOBUS BUILD OOD	8,571,000
PENOBETON OOD	224,000
ET TANEM-77 - TANER YUMER	157,000
BORIS PECHEV ET	149,000
MAK EOOD	132,000
TRANS PORT - 2009 OOD	93,000
ET TODOR PETKOV - TIP 24	90,000
BOMIDA OOD	66,000

The 10 largest companies in terms of total revenue in sector Manufacture of other non-metallic mineral products earned total revenue of BGN 39,108,000 and accounted for 1.24% of the industry's total revenue.

#### TOP 10 COMPANIES BY TOTAL REVENUE IN THE SECTOR MANUFACTURE OF READY-MIXED CONCRETE WERE:

COMPANY	BGN
HIDROBETON OOD	37,530,000
KERAMIKA BURGAS AD	20,220,000
ATMIX OOD	17,088,000
ZLATNA PANEGA BETON OOD	13,278,000
DK - DOMOSTROENE AD	11,833,000
KUL OOD	10,524,000
ECOSTROY COMPLECT OOD	10,433,000
FBC DEVNYA AD	10,167,000
TRANSPORT STROY AD	8,909,000
STROITELNA KOMPANIA ZAGORA AD	8,617,000

The 10 largest companies in terms of total revenue in sector Manufacture of other non-metallic mineral products earned total revenue of BGN 148,599,000 and accounted for 4.72%

of the industry's total revenue.

**TOP COMPANIES BY TOTAL REVENUE IN THE FIELD  
MANUFACTURE OF PLASTER PRODUCTS FOR CONSTRUCTION  
PURPOSES WERE:**

COMPANY	BGN
KNAUF BULGARIA OOD	70,145,000
INDUSTRIAL SALYUSHANS BULGARIA OOD	18,093,000
OMEGA FLOORS OOD	200,000
ET MARIA HRISTOVA 2012	3,000

The largest companies in terms of total revenue in sector Manufacture of other non-metallic mineral products earned total revenue of BGN 88,441,000 and accounted for 2.81% of the industry's total revenue.

**TOP 10 COMPANIES BY TOTAL REVENUE IN THE FIELD  
MANUFACTURE OF CONCRETE PRODUCTS FOR CONSTRUCTION  
PURPOSES WERE:**

COMPANY	BGN
ZPSV OOD	18,296,000
BRAMAC POKRIVNI SISTEMI OOD	16,975,000
KSELA BULGARIA OOD	15,576,000
RELIKS VIBRO AD	13,361,000
ZSK-STOMANOBETON AD	11,623,000
SEMELROCK STEIN UND DESIGN OOD	10,013,000
LEO - BETONOVI IZDELIA OOD	8,671,000
ZSK LOZOVO AD	8,139,000
TECHNOCIM AD	7,374,000
ZSK OOD	6,508,000

The 10 largest companies in terms of total revenue in sector Manufacture of other non-metallic mineral products earned total revenue of BGN 116,536,000 and accounted for 3.70% of the industry's total revenue.

**TOP COMPANIES BY TOTAL REVENUE IN THE MARKET  
MANUFACTURE OF CERAMIC TILES AND FLAGS WERE:**

COMPANY	BGN
KHAN ASPARUH AD	115,039,000
KHAN OMURTAG AD	71,772,000
KEROS BULGARIA AD	30,917,000
KERAMIKA PT OOD	34,000
VIVACER OOD	32,000

The largest companies in terms of total revenue in sector Manufacture of other non-metallic mineral products earned total revenue of BGN 217,794,000 and accounted for 6.92% of the industry's total revenue.

**TOP 10 COMPANIES BY TOTAL REVENUE IN THE INDUSTRY  
MANUFACTURE OF BRICKS, TILES AND CONSTRUCTION  
PRODUCTS, IN BAKED CLAY WERE:**

COMPANY	BGN
WIENERBERGER OOD	25,508,000
PROLIFE TECHNOLOGY OOD	2,350,000
KERAMAT AD	2,107,000
TAIFUN BG OOD	1,864,000
CERAMICS HOUSE – STRALDJA OOD	1,720,000
KERAM INVEST AD	1,540,000
RODNA INDUSTRIA 91 OOD	975,000
BUDESHTE-BUTOVO AD	958,000

HARMANLIYSKA KERAMIKA AD	949,000
TERA AD	609,000

The 10 largest companies in terms of total revenue in sector Manufacture of other non-metallic mineral products earned total revenue of BGN 38,580,000 and accounted for 1.23% of the industry's total revenue.

**TOP 10 COMPANIES BY TOTAL REVENUE IN THE MARKET  
MANUFACTURE AND PROCESSING OF OTHER GLASS, INCLUDING  
TECHNICAL GLASSWARE WERE:**

COMPANY	BGN
TREND BULGARIA AD	10,537,000
THE GLASS CO. OOD	2,546,000
HYGITEST OOD	1,828,000
VID GLASS 1 OOD	1,312,000
DUERRE OOD	1,291,000
INTERIOR GLAS OOD	793,000
DECOR BULGARIA OOD	498,000
WOLFRAM OOD	443,000
MORANO OOD	367,000
ARABELA GLAS TREYDING OOD	367,000

The 10 largest companies in terms of total revenue in sector Manufacture of other non-metallic mineral products earned total revenue of BGN 19,982,000 and accounted for 0.64% of the industry's total revenue.

**TOP COMPANIES BY TOTAL REVENUE IN THE MARKET  
MANUFACTURE OF GLASS FIBRES WERE:**

COMPANY	BGN
BULGARSKI BERGMAN AD	741,000
SIMAT AD	60,000
IMS 1 OOD	6,000

The largest companies in terms of total revenue in sector Manufacture of other non-metallic mineral products earned total revenue of BGN 807,000 and accounted for 0.03% of the industry's total revenue.

**TOP 10 COMPANIES BY TOTAL REVENUE IN THE INDUSTRY  
SHAPING AND PROCESSING OF FLAT GLASS WERE:**

COMPANY	BGN
GLASSPROEKT OOD	11,166,000
STAKLOPAKET - TA OOD	8,562,000
DAKS-96 OOD	6,217,000
GLASSCO OOD	5,292,000
KLER-D OOD	5,276,000
CRISTAL GLASS OOD	4,597,000
BUL - IT GLASS OOD	4,181,000
MT PLAST OOD	3,944,000
KEM GLAS OOD	3,896,000
ESPEHO OOD	2,086,000

The 10 largest companies in terms of total revenue in sector Manufacture of other non-metallic mineral products earned total revenue of BGN 55,217,000 and accounted for 1.76% of the industry's total revenue.



**TOP 10 COMPANIES BY TOTAL REVENUE IN THE FIELD  
MANUFACTURE OF HOLLOW GLASS WERE:**

COMPANY	BGN
DRUJBA GLASSWORKS AD	229,188,000
RUBIN TRADING AD	69,002,000
RUBIN INVEST AD	41,585,000
NEW GLASS AD	40,799,000
ECOPRINT GLASS OOD	7,058,000
GLAS KOMERS OOD	638,000
ATMAR GRUP OOD	514,000
INHOM OOD	498,000
SINEKS OOD	68,000
LMF OOD	39,000

The 10 largest companies in terms of total revenue in sector Manufacture of other non-metallic mineral products earned total revenue of BGN 389,389,000 and accounted for 12.38% of the industry's total revenue.

**TOP COMPANIES BY TOTAL REVENUE IN THE INDUSTRY  
MANUFACTURE OF FLAT GLASS WERE:**

COMPANY	BGN
TRAKYA GLASS BULGARIA AD	496,896,000
INTEREKO OOD	107,000

The largest companies in terms of total revenue in sector Manufacture of other non-metallic mineral products earned total revenue of BGN 497,003,000 and accounted for 15.80% of the industry's total revenue.

**TOP 10 COMPANIES BY TOTAL REVENUE IN THE SECTOR  
PRODUCTION OF ABRASIVE PRODUCTS WERE:**

COMPANY	BGN
SUPERABRASIVE OOD	22,377,000
ZAI AD	5,555,000
ABRAZIVNI INSTRUMENTI SN OOD	3,574,000
DAYMAND TULJ SAPLAY BG OOD	3,278,000
BULFLEKS I KO OOD	2,013,000
T/BLOK OOD	1,198,000
IMN ABRASIVE OOD	1,170,000
ABRASIVI BULGARIA OOD	794,000
PRIMEX ENGINEERING OOD	289,000
ABRASIVE BULGARIA OOD	149,000

The 10 largest companies in terms of total revenue in sector Manufacture of other non-metallic mineral products earned total revenue of BGN 40,397,000 and accounted for 1.28% of the industry's total revenue.

**TOP 10 COMPANIES BY TOTAL REVENUE IN THE FIELD  
MANUFACTURE OF LIME AND PLASTER WERE:**

COMPANY	BGN
OGNYANOVO-K AD	31,196,000
CALCIT AD	16,546,000
GIPS AD	8,953,000
SMA MINERAL BURGAS VAR EOOD	3,819,000
TAMARA 2009 OOD	3,484,000
KARIERI I VARODOBIV AD	3,265,000
ECO GIPS OOD	2,066,000
KALCIT OOD	1,831,000

NOVA VAROVA KOMPANIYA	1,281,000
VAROVIK KOMERS OOD	616,000

The 10 largest companies in terms of total revenue in sector Manufacture of other non-metallic mineral products earned total revenue of BGN 73,057,000 and accounted for 2.32% of the industry's total revenue.

**TOP COMPANIES BY TOTAL REVENUE IN THE INDUSTRY  
MANUFACTURE OF CEMENT WERE:**

COMPANY	BGN
DEVNYA CEMENT AD	146,596,000
HOLCIM BULGARIA AD	90,506,000
ZLATNA PANEGA CEMENT AD	89,327,000
VULKAN CEMENT AD	28,706,000

The largest companies in terms of total revenue in sector Manufacture of other non-metallic mineral products earned total revenue of BGN 355,135,000 and accounted for 11.29% of the industry's total revenue.

**TOP 10 COMPANIES BY TOTAL REVENUE IN THE SECTOR CUTTING,  
SHAPING AND FINISHING OF STONE WERE:**

COMPANY	BGN
HYDROMINERAL OOD	8,388,000
MONOLIT 1994 OOD	5,969,000
HEMUS - M AD	4,108,000
POPCEV STONE DESIGN OOD	3,768,000
PAPADOPULOS I SIN OOD	3,690,000
PMG STONE OOD	3,554,000
YOTOV STONE OOD	3,272,000
TZERKEZOV OOD	2,540,000
GRANITEX - IV OOD	2,363,000
PREDSEDNIK OOD	2,255,000

The 10 largest companies in terms of total revenue in sector Manufacture of other non-metallic mineral products earned total revenue of BGN 39,907,000 and accounted for 1.27% of the industry's total revenue.

**TOP 10 COMPANIES BY TOTAL REVENUE IN THE INDUSTRY  
MANUFACTURE OF OTHER NON-METALLIC MINERAL PRODUCTS  
N.E.C. WERE:**

COMPANY	BGN
KAOLIN AD	155,606,000
AGROMAH PRODUCTION OOD	31,249,000
BUILD RENT BG AD	25,427,000
EVROPAT 2005LTD OOD	19,118,000
BORO TERACOL OOD	16,175,000
IMERYS MINERALS BULGARIA AD (FORMERLY KNOWN AS S AND B INDUSTRIAL MINERALS AD)	14,871,000
STILI ROAD OOD	13,836,000
PATSTROY-LOVECH OOD	13,695,000
PATISHTA I MOSTOVE-PRO OOD	12,587,000
PERSENK INVEST OOD	11,874,000

The 10 largest companies in terms of total revenue in sector Manufacture of other non-metallic mineral products earned total revenue of BGN 314,438,000 and accounted for 9.99% of the industry's total revenue.

**PRODUCTION FIGURES FOR MANUFACTURE OF OTHER NON-METALLIC MINERAL PRODUCTS IN 2015**

SECTOR	UNIT	QUANTITY PRODUCED	INCL. CUT, MAKE, TRIM (CMT) QUANTITY
FLAT GLASS	SQUARE METRES	37,002,198	0
SHAPING AND PROCESSING OF FLAT GLASS	SQUARE METRES	40,650,524	68,641
HOLLOW GLASS	KILOGRAMS	1,586,372,169	4,509,509
GLASS FIBRES	KILOGRAMS	56,283	25,555
MANUFACTURE AND PROCESSING OF OTHER GLASS, INCLUDING TECHNICAL GLASSWARE	KILOGRAMS	560,995	0
REFRACTORY PRODUCTS	KILOGRAMS	12,616,901	0
CERAMIC TILES AND FLAGS	SQUARE METRES	23,075,450	0
BRICKS, TILES AND CONSTRUCTION PRODUCTS, IN BAKED CLAY	CUBIC METRES	1,880,307	0
CERAMIC HOUSEHOLD AND ORNAMENTAL ARTICLES	KILOGRAMS	188,119	0
CERAMIC SANITARY FIXTURES	NUMBER	3,391,376	0
CERAMIC INSULATORS AND INSULATING FITTINGS	KILOGRAMS	319,555	0
OTHER TECHNICAL CERAMIC PRODUCTS	KILOGRAMS	855,576	0
OTHER CERAMIC PRODUCTS	KILOGRAMS	358,420	0
CEMENT	KILOGRAMS	4,188,364,089	0
LIME AND PLASTER	KILOGRAMS	1,754,249,724	0
CONCRETE PRODUCTS FOR CONSTRUCTION PURPOSES	KILOGRAMS	1,000,061,444	0
PLASTER PRODUCTS FOR CONSTRUCTION PURPOSES	SQUARE METRES	38,412,155	0
READY-MIXED CONCRETE	KILOGRAMS	9,223,398,258	229,959,642
MORTARS	KILOGRAMS	96,242,417	1,558,400
OTHER ARTICLES OF CONCRETE, PLASTER AND CEMENT	KILOGRAMS	111,215,121	0
CUTTING, SHAPING AND FINISHING OF STONE	KILOGRAMS	76,633,135	3,396,670
PRODUCTION OF ABRASIVE PRODUCTS	KILOGRAMS	2,811,479	1,655
OTHER NON-METALLIC MINERAL PRODUCTS N.E.C.	KILOGRAMS	4,652,388,707	1,685,068,479

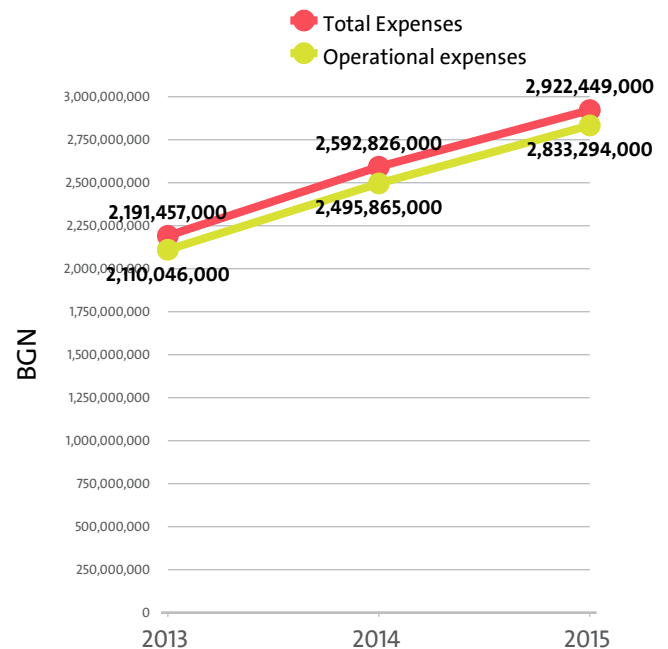
**OUTPUT SALES FIGURES FOR MANUFACTURE OF OTHER NON-METALLIC MINERAL PRODUCTS IN 2015**

SECTOR	UNIT	QUANTITY SOLD	INCL. EXPORTED QUANTITY	SALES IN BGN	INCL. EXPORTS IN BGN
FLAT GLASS	SQUARE METRES	22,634,987,000	18,682,213,000	116,696,000,000	97,696,000,000
SHAPING AND PROCESSING OF FLAT GLASS	SQUARE METRES	37,654,142,000	25,499,038,000	178,961,660,000	115,479,110,000
HOLLOW GLASS	KILOGRAMS	1,494,207,789,000	1,176,118,425,000	422,079,190,000	326,165,190,000
GLASS FIBRES	KILOGRAMS	13,608,000	588,000	654,000,000	267,000,000
MANUFACTURE AND PROCESSING OF OTHER GLASS, INCLUDING TECHNICAL GLASSWARE	KILOGRAMS	560,212,000	547,195,000	5,238,000,000	5,087,000,000
REFRACTORY PRODUCTS	KILOGRAMS	12,746,261,000	2,727,235,000	17,071,000,000	9,374,000,000
CERAMIC TILES AND FLAGS	SQUARE METRES	24,886,472,000	16,362,023,000	185,985,990,000	115,040,930,000
BRICKS, TILES AND CONSTRUCTION PRODUCTS, IN BAKED CLAY	CUBIC METRES	3,050,466,000	1,968,000	34,025,600,000	97,000,000
CERAMIC HOUSEHOLD AND ORNAMENTAL ARTICLES	KILOGRAMS	197,612,000	43,670,000	343,000,000	69,000,000
CERAMIC SANITARY FIXTURES	NUMBER	3,328,796,000	2,989,361,000	160,966,000,000	144,668,000,000
CERAMIC INSULATORS AND INSULATING FITTINGS	KILOGRAMS	289,234,000	32,468,000	855,560,000	118,000,000

OTHER TECHNICAL CERAMIC PRODUCTS	KILOGRAMS	850,881,000	845,191,000	36,743,000,000	36,474,000,000
OTHER CERAMIC PRODUCTS	KILOGRAMS	334,918,000	19,295,000	909,000,000	53,000,000
CEMENT	KILOGRAMS	2,581,961,092,000	519,206,437,000	282,493,000,000	40,530,000,000
LIME AND PLASTER	KILOGRAMS	361,598,996,000	29,064,232,000	44,797,440,000	3,700,000,000
CONCRETE PRODUCTS FOR CONSTRUCTION PURPOSES	KILOGRAMS	1,004,348,986,000	85,196,734,000	153,763,640,000	22,310,000,000
PLASTER PRODUCTS FOR CONSTRUCTION PURPOSES	SQUARE METRES	36,274,372,000	15,694,346,000	68,274,000,000	33,767,000,000
READY-MIXED CONCRETE	KILOGRAMS	8,580,959,029,000	840,000,000	311,880,550,000	42,000,000
MORTARS	KILOGRAMS	94,257,368,000	13,825,732,000	10,435,670,000	3,985,000,000
OTHER ARTICLES OF CONCRETE, PLASTER AND CEMENT	KILOGRAMS	109,549,491,000	11,176,957,000	25,668,000,000	4,824,000,000
CUTTING, SHAPING AND FINISHING OF STONE	KILOGRAMS	73,366,039,000	29,229,388,000	52,554,000,000	15,652,000,000
PRODUCTION OF ABRASIVE PRODUCTS	KILOGRAMS	2,770,999,000	2,223,787,000	24,774,950,000	19,998,950,000
OTHER NON-METALLIC MINERAL PRODUCTS N.E.C.	KILOGRAMS	1,619,710,765,000	48,689,808,000	191,172,220,000	10,126,000,000

## IV. EXPENSES

The combined costs of the companies in the Manufacture of other non-metallic mineral products industry reached BGN 2,922,449,000 in 2015.



In annual terms, total expenses went up by 12.71% compared to 2014 and went up by 33.36% in comparison to 2013.

The total operating expenses of the companies in the Manufacture of other non-metallic mineral products industry were BGN 2,833,294,000 in 2015.

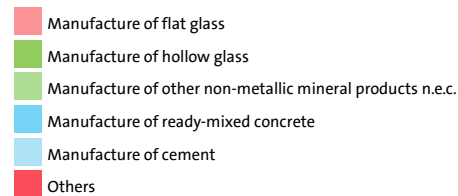
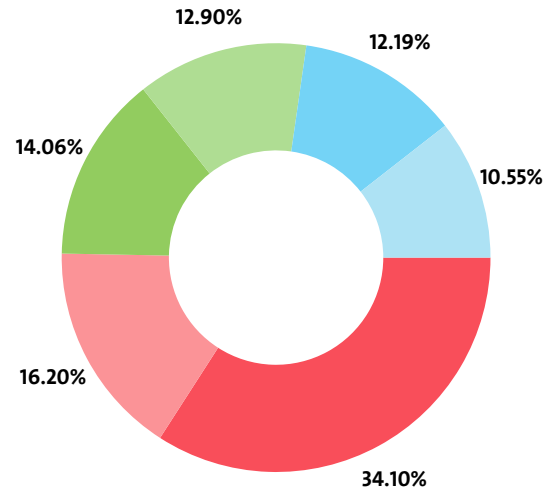
Operating costs rose by 13.52% compared with the previous year and went up by 34.28% when compared to 2013.

We expect, based on the trend in the last three years, the total costs of the Manufacture of other non-metallic mineral products industry to change at a compound annual growth rate (CAGR) of 15.48% in 2016.

#### TOTAL COSTS BY SECTORS

RANK	SECTOR	TOTAL COSTS (BGN)
1	MANUFACTURE OF FLAT GLASS	473,333,000
2	MANUFACTURE OF HOLLOW GLASS	410,880,000
3	MANUFACTURE OF OTHER NON-METALLIC MINERAL PRODUCTS N.E.C.	377,100,000
4	MANUFACTURE OF READY-MIXED CONCRETE	356,325,000
5	MANUFACTURE OF CEMENT	308,205,000
6	MANUFACTURE OF CERAMIC TILES AND FLAGS	173,879,000
7	MANUFACTURE OF CONCRETE PRODUCTS FOR CONSTRUCTION PURPOSES	169,298,000
8	MANUFACTURE OF PLASTER PRODUCTS FOR CONSTRUCTION PURPOSES	88,900,000
9	CUTTING, SHAPING AND FINISHING OF STONE	88,070,000
10	MANUFACTURE OF CERAMIC SANITARY FIXTURES	80,357,000
11	MANUFACTURE OF LIME AND PLASTER	76,222,000
12	SHAPING AND PROCESSING OF FLAT GLASS	72,810,000
13	MANUFACTURE OF OTHER ARTICLES OF CONCRETE, PLASTER AND CEMENT	49,953,000
14	MANUFACTURE OF MORTARS	39,345,000
15	MANUFACTURE OF BRICKS, TILES AND CONSTRUCTION PRODUCTS, IN BAKED CLAY	38,361,000
16	MANUFACTURE OF OTHER TECHNICAL CERAMIC PRODUCTS	34,597,000
17	PRODUCTION OF ABRASIVE PRODUCTS	31,082,000
18	MANUFACTURE OF REFRACTORY PRODUCTS	24,691,000
19	MANUFACTURE AND PROCESSING OF OTHER GLASS, INCLUDING TECHNICAL GLASSWARE	21,118,000
20	MANUFACTURE OF OTHER CERAMIC PRODUCTS	5,070,000
21	MANUFACTURE OF CERAMIC HOUSEHOLD AND ORNAMENTAL ARTICLES	1,381,000
22	MANUFACTURE OF GLASS FIBRES	773,000
23	MANUFACTURE OF CERAMIC INSULATORS AND INSULATING FITTINGS	684,000
24	MANUFACTURE OF FIBRE CEMENT	15,000

INDUSTRY'S TOTAL COSTS STRUCTURE BY SECTORS

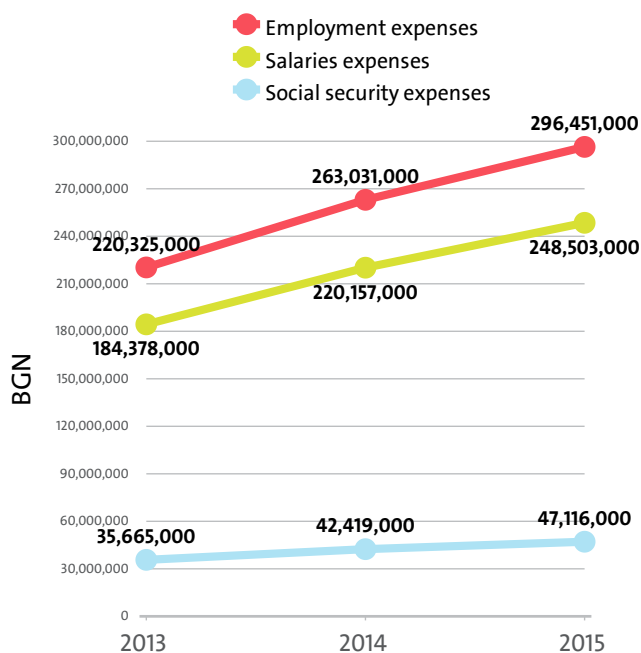


Shaping and processing of flat glass marked the highest annual growth in total expenses, of 49.14%, while total expenses dropped the most, by 94.36%, for Manufacture of fibre cement.

In terms of operating expenses, the highest rise, of 50.30%, was recorded by the Shaping and processing of flat glass sector. The sharpest fall was posted by Manufacture of fibre cement - 94.34%.

The biggest spenders in the industry, with costs of over 10% of industry's costs, numbered 13, including KAOLIN AD, NEW GLASS AD, HOLCIM BULGARIA AD, KNAUF BULGARIA OOD, RUBIN INVEST AD. The medium spenders, or those in the 5% and 10% range count 7 and include BAUMIT BULGARIA OOD, AGROMAH PRODUCTION OOD, KAST FUTURA - BG OOD, KEROS BULGARIA AD, OGNYANOVO-K AD. Below 5% threshold are 1,352 companies, including Pirin-Mramor AD, ASFALT BURGAS EOOD, SLAVOV GLAS EOOD, UNI-KAT OOD, ART GLAS STUDIO SVETLANA OOD.

Employment expenses in the Manufacture of other non-metallic mineral products industry rose by 12.71% on the year to BGN 296,451,000 in 2015.



The highest growth in labour costs, of 36.83%, was registered by Shaping and processing of flat glass, while Manufacture of ceramic household and ornamental articles marked the sharpest fall, of 31.25%.

The monthly costs per employee in the Manufacture of other non-metallic mineral products industry averaged BGN 1,059 in 2015, BGN 1,056 in 2014 and BGN 898 in 2013.

The monthly social security costs per employee in the industry averaged BGN 168 in 2015, versus BGN 170 in 2014 and BGN 145 in 2013.

#### EMPLOYMENT EXPENSES IN MANUFACTURE OF OTHER NON-METALLIC MINERAL PRODUCTS BY SECTORS IN 2015

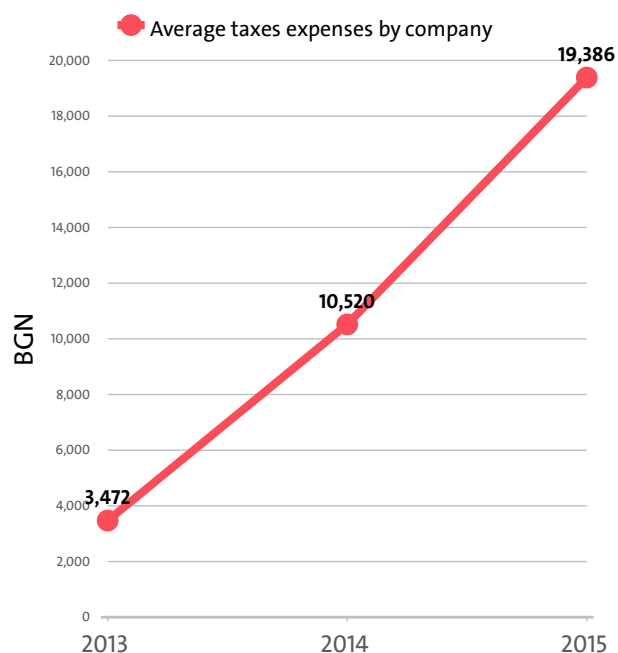
RANK	SECTOR	EMPLOYMENT EXPENSES (BGN)	AVERAGE EXPENSES PER EMPLOYEE (BGN)
1	MANUFACTURE OF OTHER NON-METALLIC MINERAL PRODUCTS N.E.C.	43,761,000	15,339
2	MANUFACTURE OF HOLLOW GLASS	33,302,000	13,268
3	MANUFACTURE OF FLAT GLASS	29,345,000	16,467
4	MANUFACTURE OF READY-MIXED CONCRETE	27,909,000	9,044
5	MANUFACTURE OF CONCRETE PRODUCTS FOR CONSTRUCTION PURPOSES	25,763,000	11,595
6	MANUFACTURE OF CEMENT	23,604,000	21,695
7	MANUFACTURE OF CERAMIC TILES AND FLAGS	21,876,000	14,392
8	CUTTING, SHAPING AND FINISHING OF STONE	13,884,000	7,893
9	MANUFACTURE OF CERAMIC SANITARY FIXTURES	12,650,000	13,932
10	MANUFACTURE OF LIME AND PLASTER	9,741,000	9,673
11	MANUFACTURE OF PLASTER PRODUCTS FOR CONSTRUCTION PURPOSES	9,075,000	33,242
12	SHAPING AND PROCESSING OF FLAT GLASS	7,282,000	8,145
13	MANUFACTURE OF OTHER ARTICLES OF CONCRETE, PLASTER AND CEMENT	6,733,000	11,278
14	PRODUCTION OF ABRASIVE PRODUCTS	6,717,000	15,061
15	MANUFACTURE OF BRICKS, TILES AND CONSTRUCTION PRODUCTS, IN BAKED CLAY	6,630,000	10,959
16	MANUFACTURE OF REFRACTORY PRODUCTS	5,193,000	11,965
17	MANUFACTURE OF OTHER TECHNICAL CERAMIC PRODUCTS	4,733,000	10,178

18	MANUFACTURE OF MORTARS	3,620,000	16,837
19	MANUFACTURE AND PROCESSING OF OTHER GLASS, INCLUDING TECHNICAL GLASSWARE	2,333,000	9,008
20	MANUFACTURE OF OTHER CERAMIC PRODUCTS	1,230,000	5,516
21	MANUFACTURE OF CERAMIC HOUSEHOLD AND ORNAMENTAL ARTICLES	506,000	5,441
22	MANUFACTURE OF GLASS FIBRES	430,000	7,049
23	MANUFACTURE OF CERAMIC INSULATORS AND INSULATING FITTINGS	134,000	7,053

#### THE TOP 10 COMPANIES BY AVERAGE MONTHLY COSTS PER EMPLOYEE IN THE INDUSTRY

RANK	COMPANY	BGN
1	KWP-CONSULT OOD	6,083
2	NTSS KONSULTINZHENERING	5,850
3	ABIMEKS OOD	4,948
4	EVROPAT 2005LTD OOD	4,179
5	ISA BG AD	3,417
6	KNAUF BULGARIA OOD	3,301
7	BALKANAGROSERVIZ OOD	3,297
8	BAUMIT BULGARIA OOD	3,131
9	DURAKOL BULGARIA OOD	3,083
10	DEVNYA CEMENT AD	2,778

The industry's tax expenses stood at BGN 26,598,000 in 2015. In 2014 it paid taxes of BGN 14,297,000. In 2013 the industry paid BGN 4,379,000 in taxes.



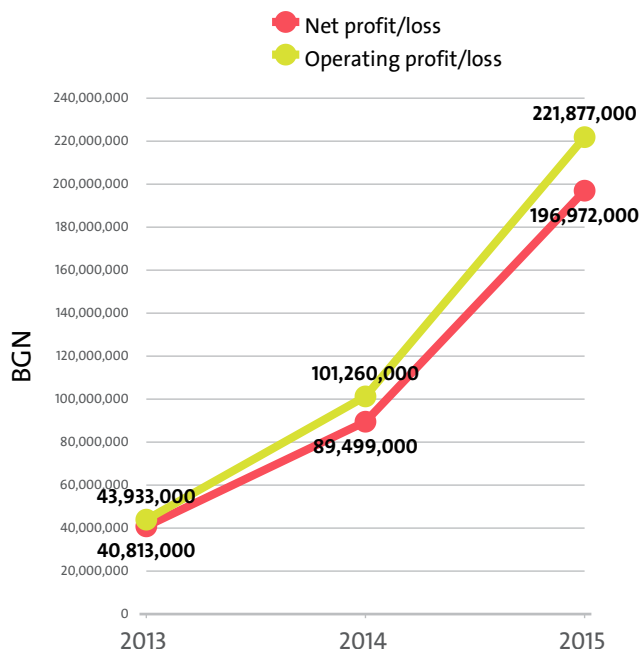
#### EXPENSES ON TAXES BY SECTORS

RANK	SECTOR	BGN	Y/Y CHANGE
1	MANUFACTURE OF OTHER NON-METALLIC MINERAL PRODUCTS N.E.C.	7,074,000	135.49%
2	MANUFACTURE OF CEMENT	4,961,000	181.24%
3	MANUFACTURE OF FLAT GLASS	2,804,000	-965.43%
4	MANUFACTURE OF CERAMIC TILES AND FLAGS	2,546,000	-41.20%
5	MANUFACTURE OF READY-MIXED CONCRETE	2,197,000	40.11%
6	MANUFACTURE OF HOLLOW GLASS	1,479,000	13.42%
7	MANUFACTURE OF CONCRETE PRODUCTS FOR CONSTRUCTION PURPOSES	1,165,000	-3526.47%
8	PRODUCTION OF ABRASIVE PRODUCTS	903,000	92.54%

9	CUTTING, SHAPING AND FINISHING OF STONE	891,000	-1537.10%
10	MANUFACTURE OF BRICKS, TILES AND CONSTRUCTION PRODUCTS, IN BAKED CLAY	701,000	97.46%
11	MANUFACTURE OF REFRACTORY PRODUCTS	488,000	118.83%
12	MANUFACTURE OF LIME AND PLASTER	370,000	315.73%
13	MANUFACTURE OF OTHER ARTICLES OF CONCRETE, PLASTER AND CEMENT	332,000	-54.95%
14	SHAPING AND PROCESSING OF FLAT GLASS	315,000	2.94%
15	MANUFACTURE AND PROCESSING OF OTHER GLASS, INCLUDING TECHNICAL GLASSWARE	144,000	-22.99%
16	MANUFACTURE OF CERAMIC SANITARY FIXTURES	97,000	-57.64%
17	MANUFACTURE OF OTHER TECHNICAL CERAMIC PRODUCTS	87,000	-57.14%
18	MANUFACTURE OF MORTARS	29,000	-81.65%
19	MANUFACTURE OF OTHER CERAMIC PRODUCTS	28,000	47.37%
20	MANUFACTURE OF CERAMIC HOUSEHOLD AND ORNAMENTAL ARTICLES	8,000	60.00%
21	MANUFACTURE OF CERAMIC INSULATORS AND INSULATING FITTINGS	8,000	100.00%
22	MANUFACTURE OF GLASS FIBRES	1,000	0.00%
23	MANUFACTURE OF FIBRE CEMENT	0	%
24	MANUFACTURE OF PLASTER PRODUCTS FOR CONSTRUCTION PURPOSES	-30,000	-87.39%

## V. PROFITABILITY

The industry's net profit amounted to BGN 196,972,000 in 2015, compared to a net profit of BGN 89,499,000 in 2014 and a net profit of BGN 40,813,000 in 2013.



### TOP 10 COMPANIES BY HIGHEST NET PROFIT IN MANUFACTURE OF OTHER NON-METALLIC MINERAL PRODUCTS

RANK	COMPANY	BGN
1	DEVNYA CEMENT AD	29,793,000
2	KHAN ASPARUH AD	26,585,000
3	TRAKYA GLASS BULGARIA AD	20,867,000
4	KAOLIN AD	15,698,000
5	KHAN OMURTAG AD	12,575,000
6	BUILD RENT BG AD	11,931,000

7	HOLCIM BULGARIA AD	10,886,000
8	STILI ROAD OOD	8,292,000
9	EVROPAT 2005LTD OOD	7,476,000
10	SUPERABRASIVE OOD	6,394,000

### TOP COMPANIES BY HIGHEST NET LOSS IN MANUFACTURE OF OTHER NON-METALLIC MINERAL PRODUCTS

RANK	COMPANY	BGN
1	RUBIN INVEST AD	16,866,000
2	NEW GLASS AD	9,961,000
3	KSELA BULGARIA OOD	4,159,000
4	KIDEX-68 OOD	3,354,000
5	VULKAN CEMENT AD	3,300,000

The combined operating earnings of the companies in the Manufacture of other non-metallic mineral products industry went up by 119.12% y/y to BGN 221,877,000 in 2015.

### OPERATING PROFIT/LOSS BY SECTORS (BGN)

SECTOR	2015	2014	2013
MANUFACTURE OF OTHER NON-METALLIC MINERAL PRODUCTS N.E.C.	74,310,000	26,273,000	10,246,000
MANUFACTURE OF CEMENT	46,930,000	15,521,000	-3,248,000
MANUFACTURE OF CERAMIC TILES AND FLAGS	43,915,000	47,318,000	35,033,000
MANUFACTURE OF FLAT GLASS	23,670,000	-851,000	-756,000
MANUFACTURE OF READY-MIXED CONCRETE	15,491,000	6,243,000	1,670,000
PRODUCTION OF ABRASIVE PRODUCTS	9,601,000	4,789,000	3,679,000
MANUFACTURE OF CONCRETE PRODUCTS FOR CONSTRUCTION PURPOSES	9,463,000	2,567,000	-6,453,000
CUTTING, SHAPING AND FINISHING OF STONE	7,040,000	-3,136,000	165,000
MANUFACTURE OF REFRACTORY PRODUCTS	4,944,000	2,586,000	756,000
SHAPING AND PROCESSING OF FLAT GLASS	3,456,000	2,684,000	4,521,000
MANUFACTURE OF OTHER ARTICLES OF CONCRETE, PLASTER AND CEMENT	3,212,000	5,787,000	970,000
MANUFACTURE OF BRICKS, TILES AND CONSTRUCTION PRODUCTS, IN BAKED CLAY	2,305,000	447,000	-3,376,000
MANUFACTURE AND PROCESSING OF OTHER GLASS, INCLUDING TECHNICAL GLASSWARE	1,588,000	1,533,000	1,087,000
MANUFACTURE OF OTHER TECHNICAL CERAMIC PRODUCTS	957,000	2,092,000	827,000
MANUFACTURE OF CERAMIC HOUSEHOLD AND ORNAMENTAL ARTICLES	107,000	29,000	18,000
MANUFACTURE OF FIBRE CEMENT	1,000	22,000	103,000
MANUFACTURE OF CERAMIC INSULATORS AND INSULATING FITTINGS	-3,000	1,196,000	239,000
MANUFACTURE OF GLASS FIBRES	-5,000	-229,000	-1,002,000
MANUFACTURE OF MORTARS	-10,000	49,000	330,000
MANUFACTURE OF PLASTER PRODUCTS FOR CONSTRUCTION PURPOSES	-459,000	-2,736,000	-11,479,000
MANUFACTURE OF LIME AND PLASTER	-616,000	-361,000	-154,000
MANUFACTURE OF OTHER CERAMIC PRODUCTS	-1,047,000	75,000	-30,000
MANUFACTURE OF CERAMIC SANITARY FIXTURES	-1,479,000	-11,126,000	-1,101,000
MANUFACTURE OF HOLLOW GLASS	-21,494,000	488,000	11,888,000

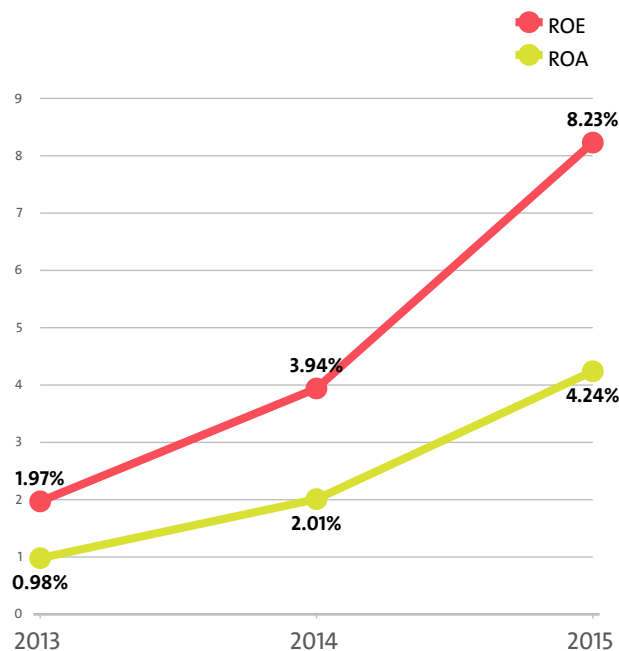
The profit margin for the Manufacture of other non-metallic mineral products industry stood at 7.16% in 2015, while in 2014 it amounted to 3.81% and 1.99% in 2013.

## PROFIT MARGIN BY SECTORS

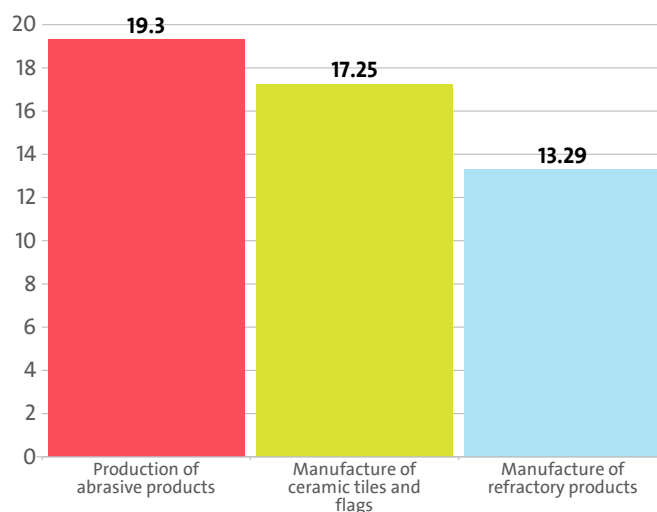
RANK	SECTOR	PROFIT MARGIN
1	PRODUCTION OF ABRASIVE PRODUCTS	24.31%
2	MANUFACTURE OF CERAMIC TILES AND FLAGS	20.60%
3	MANUFACTURE OF OTHER NON-METALLIC MINERAL PRODUCTS N.E.C.	17.11%
4	MANUFACTURE OF REFRACTORY PRODUCTS	16.79%
5	MANUFACTURE OF CEMENT	13.32%
6	CUTTING, SHAPING AND FINISHING OF STONE	7.48%
7	MANUFACTURE OF CERAMIC HOUSEHOLD AND ORNAMENTAL ARTICLES	7.20%
8	MANUFACTURE AND PROCESSING OF OTHER GLASS, INCLUDING TECHNICAL GLASSWARE	7.01%
9	MANUFACTURE OF FIBRE CEMENT	6.25%
10	MANUFACTURE OF OTHER ARTICLES OF CONCRETE, PLASTER AND CEMENT	6.05%
11	MANUFACTURE OF BRICKS, TILES AND CONSTRUCTION PRODUCTS, IN BAKED CLAY	5.69%
12	MANUFACTURE OF CONCRETE PRODUCTS FOR CONSTRUCTION PURPOSES	5.33%
13	MANUFACTURE OF FLAT GLASS	4.82%
14	SHAPING AND PROCESSING OF FLAT GLASS	4.59%
15	MANUFACTURE OF READY-MIXED CONCRETE	4.18%
16	MANUFACTURE OF OTHER TECHNICAL CERAMIC PRODUCTS	2.69%
17	MANUFACTURE OF MORTARS	-0.03%
18	MANUFACTURE OF CERAMIC INSULATORS AND INSULATING FITTINGS	-0.44%
19	MANUFACTURE OF PLASTER PRODUCTS FOR CONSTRUCTION PURPOSES	-0.52%
20	MANUFACTURE OF GLASS FIBRES	-0.65%
21	MANUFACTURE OF LIME AND PLASTER	-0.84%
22	MANUFACTURE OF CERAMIC SANITARY FIXTURES	-1.88%
23	MANUFACTURE OF HOLLOW GLASS	-5.58%
24	MANUFACTURE OF OTHER CERAMIC PRODUCTS	-26.05%

The Manufacture of other non-metallic mineral products industry's return on equity (ROE) is 8.23% compared to 3.94% in 2014 and 1.97% in 2013.

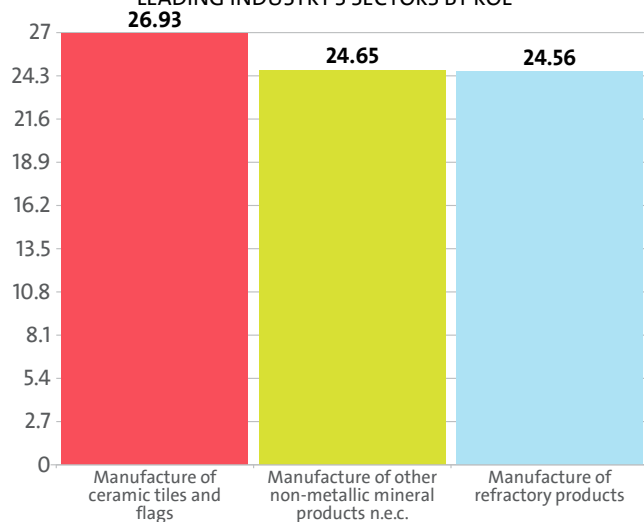
The Manufacture of other non-metallic mineral products's return on assets (ROA) was 4.24%, while in 2014 it amounted to 2.01% and 0.98% in 2013.



## LEADING INDUSTRY'S SECTORS BY ROA



## LEADING INDUSTRY'S SECTORS BY ROE



**TOP 10 COMPANIES BY HIGHEST AVERAGE NET PROFIT PER EMPLOYEE IN MANUFACTURE OF OTHER NON-METALLIC MINERAL PRODUCTS**

RANK	COMPANY	BGN	COMPANY HEADQUARTERS (CITY)
1	BUILD RENT BG AD	1,988,500	RUSE
2	STILI ROAD OOD	1,036,500	TOPOLI
3	BESKO OOD	1,016,000	RUSE
4	DIMEKS OOD	311,000	VARNA
5	AB KOZIROG AD	276,000	KOZI ROG
6	DELTA PAT OOD	217,667	YAMBOL
7	PETRURGIA AD	210,000	PLACHKOVTSI
8	VIVA 200 OOD	144,000	SOFIA
9	VE-LOG BULGARIA OOD	141,000	PAZARDZHIK
10	SIGMAREFU OOD	140,040	TRUD

About 20.00% of the 10 leading companies in terms of net profit per employee are located in RUSE, while 10.00% are PAZARDZHIK-based and 10.00% are headquartered in SOFIA.

The average net sales revenue per employee in the Manufacture of other non-metallic mineral products industry amounted to BGN 123,358 in 2015, up by 3.89% compared to 2014 and up by 23.88% compared to 2013.

The industry's average operating revenue per employee rose by 3.88% year-on-year in 2015 to BGN 132,967. It grew by 23.46% compared to 2013.

The Manufacture of other non-metallic mineral products sector generated an average BGN 134,906 in total revenue per employee. In 2014 and 2013 the figure was BGN 129,883 and BGN 109,356, respectively.

The average total revenue per company in the Manufacture of other non-metallic mineral products industry grew to BGN 2,293,017 in 2015 from BGN 1,984,269 in 2014. The 2013 value was BGN 1,773,711.

A company in the Manufacture of other non-metallic mineral products market made on average a net sales revenue of BGN 2,096,729 in 2015, compared to BGN 1,814,048 in 2014 and BGN 1,615,097 in 2013.

The Manufacture of other non-metallic mineral products industry made 1.16% of the overall sales country-wide, increasing its market share by 0.10 pp.

Operating profit per employee for the industry as a whole was BGN 9,514 in 2015. For comparison in 2014 it amounted to BGN 4,877 and BGN 4,877 in 2013.

**THE TOP BY OPERATIONAL PROFIT PER EMPLOYEE IN MANUFACTURE OF OTHER NON-METALLIC MINERAL PRODUCTS**

RANK	COMPANY	BGN
1	BUILD RENT BG AD	2,209,333
2	STILI ROAD OOD	1,054,625
3	BESKO OOD	1,016,000
4	DIMEKS OOD	345,000
5	AB KOZIROG AD	306,000

**TOP 10 COMPANIES WITH HIGHEST CORRELATION OPERATING REVENUE - NUMBER OF EMPLOYEES - EMPLOYMENT EXPENSES\***

RANK	COMPANY NAME	CORRELATION (BGN)
1	BUILD RENT BG AD	4,225,000
2	DIMEKS OOD	1,690,000
3	BESKO OOD	1,469,000
4	INTER TRANS-99 OOD	1,262,000
5	RUBIN INVEST AD	1,137,472
6	CASTELLO PRECAST CONSTRUCTIONS OOD	1,099,000
7	TRANS-SVET 05 OOD	984,000
8	DELTA PAT OOD	956,333
9	AB KOZIROG AD	907,250
10	STILI ROAD OOD	783,375

\*The correlation is calculated by subtracting the quotient of the operating profit, and the employment expenses to the number of employees.

**AVERAGE REVENUES PER EMPLOYEE IN MANUFACTURE OF OTHER NON-METALLIC MINERAL PRODUCTS IN 2015**

SECTOR	AVERAGE NET SALES REVENUE (BGN)	AVERAGE OPERATING REVENUE (BGN)	AVERAGE TOTAL REVENUE (BGN)	NUMBER OF EMPLOYEES
MANUFACTURE OF OTHER TECHNICAL CERAMIC PRODUCTS	75,271	76,460	76,460	465
MANUFACTURE OF REFRACTORY PRODUCTS	66,320	67,864	68,343	434
MANUFACTURE OF CERAMIC HOUSEHOLD AND ORNAMENTAL ARTICLES	15,290	15,989	15,989	93
MANUFACTURE OF CERAMIC INSULATORS AND INSULATING FITTINGS	30,263	35,842	35,842	19
MANUFACTURE OF CERAMIC SANITARY FIXTURES	82,792	86,805	86,843	908
MANUFACTURE OF OTHER CERAMIC PRODUCTS	15,865	18,022	18,139	223
MANUFACTURE OF OTHER ARTICLES OF CONCRETE, PLASTER AND CEMENT	84,729	88,893	89,176	597
MANUFACTURE OF FIBRE CEMENT	16,000	16,000	16,000	1
MANUFACTURE OF MORTARS	174,693	182,019	182,953	215
MANUFACTURE OF READY-MIXED CONCRETE	109,515	120,136	120,761	3,086
MANUFACTURE OF PLASTER PRODUCTS FOR CONSTRUCTION PURPOSES	317,245	323,678	323,960	273
MANUFACTURE OF CONCRETE PRODUCTS FOR CONSTRUCTION PURPOSES	75,396	79,847	80,416	2,222
MANUFACTURE OF CERAMIC TILES AND FLAGS	134,103	140,280	143,286	1,520
MANUFACTURE OF BRICKS, TILES AND CONSTRUCTION PRODUCTS, IN BAKED CLAY	57,656	67,007	67,264	605
MANUFACTURE AND PROCESSING OF OTHER GLASS, INCLUDING TECHNICAL GLASSWARE	74,456	87,413	87,672	259
MANUFACTURE OF GLASS FIBRES	8,984	12,590	13,230	61
SHAPING AND PROCESSING OF FLAT GLASS	78,980	84,284	85,452	894
MANUFACTURE OF HOLLOW GLASS	136,929	153,376	155,139	2,510
MANUFACTURE OF FLAT GLASS	247,870	275,732	278,902	1,782
PRODUCTION OF ABRASIVE PRODUCTS	82,433	88,547	91,280	446
MANUFACTURE OF LIME AND PLASTER	69,755	72,483	75,080	1,007
MANUFACTURE OF CEMENT	306,892	323,794	326,411	1,088

CUTTING, SHAPING AND FINISHING OF STONE	48,086	53,492	54,128	1,759
MANUFACTURE OF OTHER NON-METALLIC MINERAL PRODUCTS N.E.C.	144,379	152,233	158,392	2,853

#### AVERAGE REVENUE PER COMPANY IN MANUFACTURE OF OTHER NON-METALLIC MINERAL PRODUCTS IN 2015

SECTOR	AVERAGE NET SALES REVENUE (BGN)	AVERAGE OPERATING REVENUE (BGN)	AVERAGE TOTAL REVENUE (BGN)	NUMBER OF COMPANIES
MANUFACTURE OF FLAT GLASS	220,852,000	245,677,500	248,501,500	2
MANUFACTURE OF CEMENT	66,779,800	70,457,600	71,027,000	5
MANUFACTURE OF CERAMIC TILES AND FLAGS	29,119,429	30,460,714	31,113,429	7
MANUFACTURE OF HOLLOW GLASS	24,549,357	27,498,143	27,814,143	14
MANUFACTURE OF PLASTER PRODUCTS FOR CONSTRUCTION PURPOSES	21,652,000	22,091,000	22,110,250	4
MANUFACTURE OF CERAMIC SANITARY FIXTURES	10,739,286	11,259,857	11,264,714	7
MANUFACTURE OF OTHER TECHNICAL CERAMIC PRODUCTS	8,750,250	8,888,500	8,888,500	4
MANUFACTURE OF REFRACTORY PRODUCTS	2,616,636	2,677,545	2,696,455	11
PRODUCTION OF ABRASIVE PRODUCTS	2,297,813	2,468,250	2,544,438	16
MANUFACTURE OF OTHER NON-METALLIC MINERAL PRODUCTS N.E.C.	2,123,268	2,238,763	2,329,340	194
MANUFACTURE OF READY-MIXED CONCRETE	1,571,926	1,724,372	1,733,344	215
MANUFACTURE OF MORTARS	1,564,958	1,630,583	1,638,958	24
MANUFACTURE OF LIME AND PLASTER	1,377,314	1,431,176	1,482,471	51
MANUFACTURE OF CONCRETE PRODUCTS FOR CONSTRUCTION PURPOSES	1,139,667	1,206,939	1,215,544	147
MANUFACTURE OF BRICKS, TILES AND CONSTRUCTION PRODUCTS, IN BAKED CLAY	996,629	1,158,257	1,162,714	35
SHAPING AND PROCESSING OF FLAT GLASS	1,053,851	1,124,627	1,140,209	67
MANUFACTURE OF OTHER ARTICLES OF CONCRETE, PLASTER AND CEMENT	568,348	596,281	598,180	89
MANUFACTURE AND PROCESSING OF OTHER GLASS, INCLUDING TECHNICAL GLASSWARE	419,217	492,174	493,630	46
CUTTING, SHAPING AND FINISHING OF STONE	295,745	328,997	332,909	286
MANUFACTURE OF GLASS FIBRES	182,667	256,000	269,000	3
MANUFACTURE OF CERAMIC INSULATORS AND INSULATING FITTINGS	63,889	75,667	75,667	9
MANUFACTURE OF OTHER CERAMIC PRODUCTS	38,457	43,685	43,967	92
MANUFACTURE OF CERAMIC HOUSEHOLD AND ORNAMENTAL ARTICLES	33,857	35,405	35,405	42
MANUFACTURE OF FIBRE CEMENT	8,000	8,000	8,000	2

The total indebtedness of the companies in the Manufacture of other non-metallic mineral products industry was BGN 2,131,235,000 versus BGN 2,082,505,000 a year ago. In 2013 the industry's indebtedness totalled BGN 2,024,847,000.

#### INDUSTRY'S INDEBTEDNESS BY SECTORS (BGN)

SECTOR	2015	2014	2013
MANUFACTURE OF HOLLOW GLASS	496,075,000	313,304,000	326,548,000
MANUFACTURE OF OTHER NON-METALLIC MINERAL PRODUCTS N.E.C.	297,228,000	285,051,000	73,437,000
MANUFACTURE OF FLAT GLASS	242,368,000	419,125,000	345,281,000
MANUFACTURE OF READY-MIXED CONCRETE	165,282,000	170,114,000	189,342,000
MANUFACTURE OF CEMENT	153,600,000	200,762,000	229,109,000
MANUFACTURE OF CONCRETE PRODUCTS FOR CONSTRUCTION PURPOSES	128,287,000	139,241,000	148,671,000
SHAPING AND PROCESSING OF FLAT GLASS	119,952,000	47,137,000	53,100,000
MANUFACTURE OF LIME AND PLASTER	108,971,000	44,181,000	42,913,000
CUTTING, SHAPING AND FINISHING OF STONE	88,290,000	81,902,000	87,321,000
MANUFACTURE OF CERAMIC TILES AND FLAGS	75,218,000	121,598,000	164,279,000
MANUFACTURE OF PLASTER PRODUCTS FOR CONSTRUCTION PURPOSES	73,742,000	61,959,000	157,618,000
MANUFACTURE OF BRICKS, TILES AND CONSTRUCTION PRODUCTS, IN BAKED CLAY	48,201,000	48,464,000	60,385,000
MANUFACTURE OF CERAMIC SANITARY FIXTURES	38,933,000	33,321,000	24,448,000
MANUFACTURE OF MORTARS	20,645,000	23,247,000	22,765,000
MANUFACTURE AND PROCESSING OF OTHER GLASS, INCLUDING TECHNICAL GLASSWARE	17,602,000	25,221,000	26,914,000
MANUFACTURE OF OTHER ARTICLES OF CONCRETE, PLASTER AND CEMENT	15,358,000	17,724,000	27,424,000
MANUFACTURE OF REFRACTORY PRODUCTS	15,131,000	16,615,000	14,679,000
MANUFACTURE OF OTHER TECHNICAL CERAMIC PRODUCTS	11,205,000	14,277,000	11,925,000
PRODUCTION OF ABRASIVE PRODUCTS	7,922,000	9,157,000	7,040,000
MANUFACTURE OF OTHER CERAMIC PRODUCTS	3,566,000	5,904,000	6,342,000
MANUFACTURE OF CERAMIC HOUSEHOLD AND ORNAMENTAL ARTICLES	1,329,000	2,349,000	2,294,000
MANUFACTURE OF GLASS FIBRES	1,027,000	625,000	522,000
MANUFACTURE OF CERAMIC INSULATORS AND INSULATING FITTINGS	1,017,000	1,192,000	2,369,000
MANUFACTURE OF FIBRE CEMENT	286,000	35,000	121,000

Debt-to-assets ratio of the companies in the industry is 0.46 in 2015. It was 0.47 in 2014 and 0.49 in 2013.

According to market experts, the greatest impact on the development of the Manufacture of other non-metallic mineral products industry has expenses for raw materials and external services. In 2015 it stood at BGN 1,836,693,000, according to the financial statements of the companies in the industry. In 2014 the figure was BGN 1,632,578,000 and BGN 1,402,343,000 in 2013.

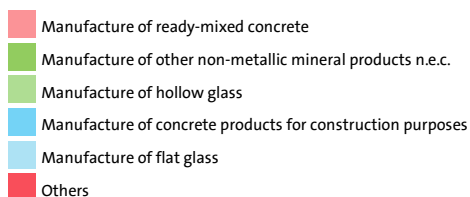
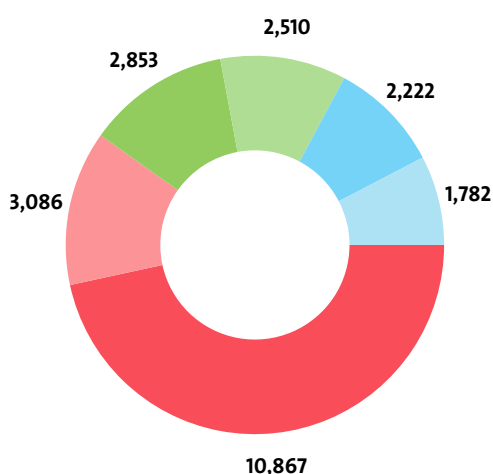
## VI. EMPLOYMENT

A total of 23,320 people were employed in the Manufacture of other non-metallic mineral products market at the end of 2015, compared to 20,762 in 2014 and 20,453 in 2013.



## NUMBER OF EMPLOYEES BY INDUSTRY SECTORS

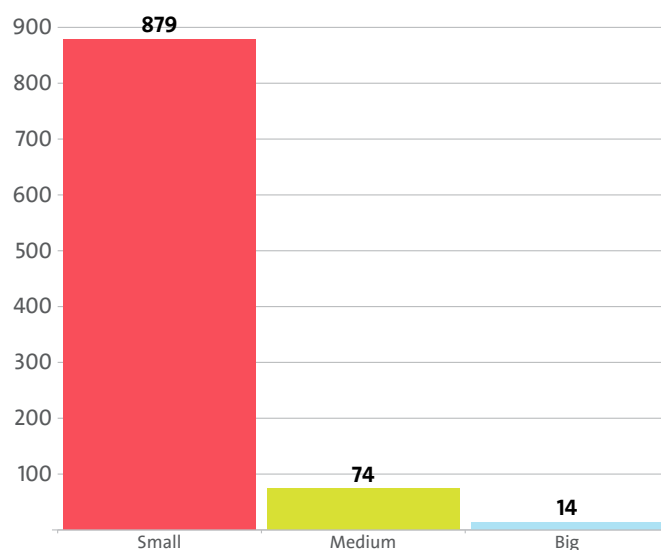
SECTOR	NUMBER	SHARE OF INDUSTRY TOTAL
MANUFACTURE OF READY-MIXED CONCRETE	3,086	13.23%
MANUFACTURE OF OTHER NON-METALLIC MINERAL PRODUCTS N.E.C.	2,853	12.23%
MANUFACTURE OF HOLLOW GLASS	2,510	10.76%
MANUFACTURE OF CONCRETE PRODUCTS FOR CONSTRUCTION PURPOSES	2,222	9.53%
MANUFACTURE OF FLAT GLASS	1,782	7.64%
CUTTING, SHAPING AND FINISHING OF STONE	1,759	7.54%
MANUFACTURE OF CERAMIC TILES AND FLAGS	1,520	6.52%
MANUFACTURE OF CEMENT	1,088	4.67%
MANUFACTURE OF LIME AND PLASTER	1,007	4.32%
MANUFACTURE OF CERAMIC SANITARY FIXTURES	908	3.89%
SHAPING AND PROCESSING OF FLAT GLASS	894	3.83%
MANUFACTURE OF BRICKS, TILES AND CONSTRUCTION PRODUCTS, IN BAKED CLAY	605	2.59%
MANUFACTURE OF OTHER ARTICLES OF CONCRETE, PLASTER AND CEMENT	597	2.56%
MANUFACTURE OF OTHER TECHNICAL CERAMIC PRODUCTS	465	1.99%
PRODUCTION OF ABRASIVE PRODUCTS	446	1.91%
MANUFACTURE OF REFRACTORY PRODUCTS	434	1.86%
MANUFACTURE OF PLASTER PRODUCTS FOR CONSTRUCTION PURPOSES	273	1.17%
MANUFACTURE AND PROCESSING OF OTHER GLASS, INCLUDING TECHNICAL GLASSWARE	259	1.11%
MANUFACTURE OF OTHER CERAMIC PRODUCTS	223	0.96%
MANUFACTURE OF MORTARS	215	0.92%
MANUFACTURE OF CERAMIC HOUSEHOLD AND ORNAMENTAL ARTICLES	93	0.40%
MANUFACTURE OF GLASS FIBRES	61	0.26%
MANUFACTURE OF CERAMIC INSULATORS AND INSULATING FITTINGS	19	0.08%
MANUFACTURE OF FIBRE CEMENT	1	0.00%



The analysis on companies' sizes by the number of employees, shows that 879 firms have less than 50 employees\*, 74 have between 50 and 250 employees\* and 14 companies employ more than 250\*.

\* Companies without data in the number of employees at end of the year are not

taken into consideration.



The employees of the leading 10 companies when it comes to numbers make up 33.86% of the workforce in the industry in 2015.

## TOP 10 FIRMS BY SHARE IN INDUSTRY'S TOTAL NUMBER OF EMPLOYEES

RANK	COMPANY	NUMBER OF EMPLOYEES	SHARE
1	TRAKYA GLASS BULGARIA AD	1,782	7.64%
2	DRUJBA GLASSWORKS AD	1,388	5.95%
3	KAOLIN AD	968	4.15%
4	KHAN ASPARUH AD	831	3.56%
5	HOLCIM BULGARIA AD	540	2.32%
6	KHAN OMURTAG AD	529	2.27%
7	RUBIN TRADING AD	467	2.00%
8	ROCA BULGARIA AD	467	2.00%
9	NEW GLASS AD	466	2.00%
10	KAST FUTURA - BG OOD	457	1.96%

The Manufacture of other non-metallic mineral products industry is the 23rd largest employer in the country with 23,320 employees with the largest employer being Retail trade, except of motor vehicles and motorcycles with 218,362 and Libraries, archives, museums and other cultural activities at the bottom with 60 employees.

The Manufacture of other non-metallic mineral products's share in the country's total employment was 1.04% in 2015, 1.13% in 2014 and 0.96% in 2013.

We expect, based on the trend in the last three years, the number of employees of the Manufacture of other non-metallic mineral products industry to change at a compound annual growth rate (CAGR) of 6.78% in 2016.

# The industry is represented by the following companies

PIRIN-MRAMOR AD	ECASTROY COMPLECT OOD	PLOVDIV MRAMOR EOOD	AIDALES 21 AD
ASFALT BURGAS EOOD	OBEEK EOOD	ANTICHEN STIL EOOD	ATMIX OOD
SLAVOV GLAS EOOD	GARANT-PP - PRODANOV,PETROV,PRODANOV,PETROV SIE SD	GERSAM STOUN EOOD	VAL KERAMIK EOOD
UNI-KAT OOD	GALENKOV OOD	DAY VAR OOD	ARTE STOUN OOD
ART GLAS STUDIO SVETLANA OOD	ET STOYCHO STOYCHEV	INTERTRANS BETON EOOD	POINT EDNO OOD
BIIP KOMM OOD	BALGARSKA KERAMIKA OOD	ATELIETO NA FEITE EOOD	ZPSV OOD
ET MERTTRANS-METIN KENAN	ROK 2005 OOD	STAKLOPAKET - TA OOD	BULTERA - S OOD
DUNAV BETON OOD	LYUBOMIR OPRENOV-59 EOOD	DK 2000 EOOD	VIKI 1006 OOD
ZI BETON EOOD	HELI ARAGONIT OOD	VARNITSI PESHTERA EOOD	TRONI ART 2006 OOD
BETO BG EOOD	SHAMOT EL PE 2007 OOD	PAULA - M 2009 EOOD	DIMEKS OOD
SD KENDALOV I SIN - KENDALOV I S-IE	ET VESELIN STOYANOV KOVACHEV	SK HRIST VELINGRAD	BETON ARME EOOD
RAL 202 EOOD	ET BORO-BOGOMIL DACHEV	DK TIMOK OOD	STROITELNOMONTAZHEN KOMBINAT - AYTOS OOD AYTOS
NEC GROUP EOOD	STAKLEN STIL EOOD	OOD INERTPRODUKT ABG	ET IVAN RALEV
ET SUMATOHA	ROEFIX OOD	TSOLERIDIS-KAMAK OOD	VAD INVEST OOD
MATHIOS AD	PROMAKS EOOD	ET EMIL VARBANOV - MURA 74	BOZHUR-72 EOOD
KERAM KOMERS OOD	STROYKERAMIKA OOD	ET BEDROK - IVAN IVANOV	ET FOKER-L.SIMEONOVA
ET KUNTS-TODOR TODOROV	STROITEL KRIVODOL EOOD	MARST OOD	ET SPASKA SPASOVA
IZOMA EOOD	ET HRIS 2000-ANTOANETA HRISTOVA	EUROGLAS SOFIYA EOOD	TSEMEKO OOD
PETROSTIL OOD	DZHI BI SI INDUSTRIALNA GRUPA EOOD	EFTOL EOOD	STROITELNI IZDELIYA-94 EOOD
EL PI STROY OOD	ET SUVENIR - STOYAN STOYANOV	ORVITEKS INDUSTRI OOD	ZSK OOD
DEMETRA- 70 EOOD	ET NAYDEN ILIEV	MAREAS-NIKOLAY MAREV ET	NEPEKS OOD
ORAMA-LITOS OOD	RUSENSKA STROITELNA KOMPANIA AD	RELIKS VIBRO AD	MEMORIAL M
ET LYUBO INS - ILIYA BOLGUROV	ET SEKASTA-KRASIMIR YORDANOV	GLAS DIZAYN-VERZHINIYA VELCHEVA ET	OPAKOVACHNO STAKLO EOOD
MARSHAL MM AD	KERAMIKA PLISKA I.P. AD	ET GID GENADI ILIEV	PETRA VEST OOD
KOLOR 93 MS OOD	ET RENI - GEORGI CHITANOV	KERAMIK TOYS EOOD	ET SPEKTAR 46 IPT IGNAT PETROV
ET KEMI - KREMENA DIMITROVA	BKS NADEZHDA AD	BULGARSKI BERGMAN AD	EVRODEKORT - 2008 EOOD
CERAMIX AD	KAMINI KOLEVI OOD	GIPS I GLINA EOOD	TNT EOOD
UNIGLAS EOOD	VI-GRE OOD	CHAKMAK TASH OOD	ROSIMO OOD
BULGRANIT 2013 OOD	ET OPAK - IVAN VLAEV	KEDI EOOD	ILIEV OOD
VASANI EOOD	STROITELNA KOMPANIA ZAGORA AD	PAPADOPULOS STOUN OOD	BETON CHEPELARE EOOD
ZHELEZNI BETONI 2014 EOOD	KOMETEH OOD	DIEM MRAMOR I GRANIT EOOD	HELIOS-99 OOD
VERGINA STOUN EOOD	ET STABIL - HR HRISTOV	BETONOVI IZDELIYA 97 OOD	ET BEKO S
EKSPERT 77 EOOD	STIV-2010 EOOD	PATISHTA I KO	ET KRASIMIR SIMOV RILSKI
ABRAZIVNI INSTRUMENTI SN OOD	GORSTROY 2002 OOD	DEN DIZAYN- E EOOD	ET HRISTO VASILEV - PELIKAN 2009
TRIMIH OOD	VTPG - KONSULT OOD	ELEKTROPORTSELAN OOD	8 YUNI 1500-PREVREN EOOD
VASMAK 2014 EOOD	ATANASIS EOOD	VAROVIK - KREMENA EOOD	CITY BETON EOOD
GNAYS INTERNATSIONAL EOOD	LEO - BETONOVI IZDELIA OOD	ET ANTIKA NOVE - KRASIMIRA STANCHEVA	ELINA 86 EOOD
ET INIMA - MITKA TODOROVA	IVETA M EOOD	MARMODOM OOD	LESKO - 57 EOOD
ALBA BETON OOD	KERT I KO OOD	RATEC OOD	KLASIK -2010 OOD
KAMAK DIZAYN EOOD	KERIKO EOOD	KOTOV KERAMIK EOOD	GEOTON BETONOVI IZDELIA OOD
ART STOUN-N EOOD	MONOLIT 1994 OOD	HOROSAN - 95 OOD	SKALGRAN EOOD
DONA STOYANOVA EOOD	VIZHAN 2011 OOD	ROSITSA OOD	DIANABETON OOD
PATISHTA I MOSTOVE-PRO OOD	ET PLAMEN KOLCHEV	ET IVAN TOTEV - 67	STAKLOPLASTIK AD
PRESBETONEL EOOD	VULKAN OOD	ET RETRO KAMINI ATANAS HADZHIEV	VALER 66 EOOD
RIDVAN AHMEDOV-62 EOOD	TIT MN EOOD	ET N.DELCHEV - MRAMOR - RAY - GEORGI DELCHEV	ET KART-INVEST -GEORGI KARTALOV
ART STOUN OOD	PERFEKT KERAMIK EOOD	DUERRE OOD	ET MONUMENTALIST-PIG - GEORGI DONCHEV
ET STEFAN DRAGANOVSKI	SAM NEYKOV OOD	INTERNATIONAL COMPOSIT BG AD	ILINDENSKI MRAMOR OOD
KAOLIN AD	FOOD DZHAM 66	VITA FARM EOOD	ET UNIVERSALSTROY-INZHENERING
RING OOD	RMA STRIMON OOD	BOLGAR KERAMIK TROYAN OOD	DM2TS EOOD
SILMES EOOD	STOUN M DIZAYN EOOD	FENIKS STOUN UARKS OOD	GETSOVI 91 EOOD
KEDI KOMERS EOOD	TEHNOKOL EOOD	VINS IN HOK OOD	ASET BILD OOD
NEW GLASS AD	TREND BULGARIA AD	INTERMERS EOOD	ET DANCHO TERZIEV 69
USTRA - BETON OOD	AYZENTRAUM OOD	FORMTREYDING OOD	ET DELYU SLAVOV
FOOD ARES 08	GLASTEK BG EOOD	ET KRASI-90 - KRASIMIR DRAGANOV	ET AYNUR - BEDRI RAIFOV
TROYAMIKA OOD	DENISIYA PLAS EOOD	VIVA ART 8 EOOD	STOUN FILS OOD
MULTIKOLAR EOOD	KERAMAT AD	AKVARIUMI I TERARIUMI EOOD	MONDES EOOD
GB - 2014 AD	KOTRAG EOOD	TERASTOUN OOD	STIL MRAMOR I GRANIT OOD
TRANSPORT STROY AD	BELLA BETON EOOD	BETONSTIL OOD	SIMAT AD
PIRIN STOUN OOD			

ET DYUNI YULIANA STANEVA  
 ET KIRIL CHORBADZHIYSKI- ARIEL K  
 VMV TIM EOOD  
 BAUMIT BULGARIA OOD  
 LIKATA - GREUTOL PRODAKSHAN OOD  
 ET RAYA - VENTSISLAV NIKOLOV  
 ET MRAMOR RK-92-RACHO KOSTOV  
 UNIKERAMIKA OOD  
 GRANITEX - IV OOD  
 ET VENERA N - NIKOLAY MANCHEV  
 VESKA KOLEVA ET  
 IVIS - 2012 EOOD  
 EVROPAT 2005LTD OOD  
 STIVAL OOD  
 CRISTAL GLASS OOD  
 ET VEDA - VESELIN DAMYANOV  
 AMBAR OYL EOOD  
 BI-SO EOOD  
 TERSA 73 EOOD  
 MINIRAL GRUP OOD  
 ET YORK-YORDAN KMETSKI  
 TRANS-SVET 05 OOD  
 NEVEN OOD  
 DEVINA EOOD  
 BVS 15 OOD  
 GLOBUS BUILD OOD  
 MERKOMERS EOOD  
 KAMASHIT KERAMIK BULGARIA EOOD  
 OOD ORHIDEYA SDT  
 SABI - 10 EOOD  
 KWP-CONSULT OOD  
 ET MARIA HRISTOVA 2012  
 TOMSAN EOOD  
 VIBRO EOOD  
 KIDEX-68 OOD  
 GLASMEN OOD  
 KRASIVOTO BG EOOD  
 YANEV 23 EOOD  
 ET KERAMIKS - HRISTO BARAMOV  
 ET MARIAN MANDZHUKOV  
 ET PETKO PETKOV  
 BONCHEVI EOOD  
 EM PI EN OOD  
 DI AL GO OOD  
 DESIGN ART STUDIO - EKATERINA LACHOVA OOD  
 BALKANSTROYINVEST OOD  
 ET STEFAN KAVALOV  
 UNISTROYMAT OOD  
 IVAL GLAS OOD  
 KOREKTBEON EOOD  
 KRIS EOOD  
 TREMEKS BETON EOOD  
 ET ALINA - 90 - ARSO ASENOV  
 NEU LITIK OOD  
 KING STOUN 5 OOD  
 AVA TERVEL EOOD  
 DEKOR I STIL EOOD  
 ET MD NIKOLAY YANEV - ELEKTRIK  
 ET KIRIL PETROV  
 MINERALI M OOD  
 STARS CERAMICS OOD  
 ET VESELIN AYRENSKI  
 VAROVIK KOMERS OOD  
 ET ANGEL PANEV  
 ET TAMARA 91 - IVAN NIKOLCHEV

ECOMIX OOD  
 ZP RADKOVA-KERAMIKA  
 ET TSVETOMIR ENEV  
 PREDSEDNIK OOD  
 RAPIDO STROY OOD  
 MRAMOR OOD  
 ET ART KERAMIKA-NADEZHDA BORISOVA  
 EVRO STANDART 96 OOD  
 VID GLASS 1 OOD  
 WOLFF & MUELLER MINERALS BULGARIA OOD  
 YANAKIEV-2009 OOD  
 KEMI - D EOOD  
 TMSI KAMPANI EOOD  
 DIMANKOV EOOD  
 ART NOVA EOOD  
 BKS EOOD  
 ET SVINKS - IVAN IVANOV  
 GLASSCO OOD  
 MEGATER OOD  
 SHANS 2002 OOD  
 MT PLAST OOD  
 PAVITAL OOD  
 PRIMA KERAMIKS TOP EOOD  
 ET DZHANI - YUSEIN AMEDOV  
 EDI KERAMIK OOD  
 NEONIKA OOD  
 BRIZ 95 OOD  
 INHOM OOD  
 ET IVAN PESHLOV  
 MEGALIT - NIKOLAY BACHEV EOOD  
 PERSENK INVEST OOD  
 A-GRUP-2015 EOOD  
 NIKOKOP BG EOOD  
 ET VIBRANKO - BORYANA CHULINA  
 BIBETON EOOD  
 BUKOVETS EOOD  
 BG OPTIK EOOD  
 HABAG OOD  
 ZAI AD  
 RAY MAR EOOD  
 HOLCIM BULGARIA AD  
 ART STOUN EOOD  
 EM DZHI DIZAYN EOOD  
 T I B T EOOD  
 RIF OOD  
 KIDEKS EM EOOD  
 HIT DANCHEV EOOD  
 BIKSTON - GEORGIEV EOOD  
 GLASSTORM EOOD  
 ET TEMENUGA - LYUBEN VUCHKOV  
 MONOLIT 2010 OOD  
 OTSVETENI BETONOV I KEREMIDI EOOD  
 ECOPRINT GLASS OOD  
 ET NIRA - RANGEL MARKOV  
 ANT - MITKO MITEV ET  
 KNAUF BULGARIA OOD  
 ET TODOR PETKOV - TIP 24  
 DION - 94 EOOD  
 PMG STONE OOD  
 GLASS EOOD  
 VASKO SPASOV OOD  
 OMEGA FLOORS OOD  
 AB KOZIROG AD  
 TONCHEV I TONCHEV OOD  
 ABRASIVE BULGARIA OOD

LYUBIZOL EOOD  
 SAMSHUM KOMPANIYA OOD  
 ET BORIS KOTSEV-MAYA  
 ET CHUDNIYA MINERAL - EVGENI VULEV  
 INTER TRANS-99 OOD  
 ET MARIN TSOICHEV  
 VENUS - B EAD  
 ET IVANCHO IVANOV  
 ET SIMEON SIMEON SPASOV  
 G-2 RUSEV EOOD  
 REFRAN OOD  
 PAMET 88 EOOD  
 RUBIN INVEST AD  
 ET SINIT-52 MLADEN YURUKOV  
 DOMOSTROENE OOD  
 DEKORYUM OOD  
 ET IVANKA NAKOVA  
 BETHOR EOOD  
 MAGMA OOD  
 ET MRAMOR UNIKAT - SIMO GEORGIEV BORISOV  
 EOOD NOVAKO BILDING  
 EOOD BORI  
 DENIKER MARMEKS OOD  
 AGROMAH PRODUCTION OOD  
 ET SATURN RUMYANA GALENKOVA  
 ET DEBI - MINKO PEYKOVSKI  
 KHAN ASPARUH AD  
 VAR TRANS 81 EOOD  
 KRISMAR EOOD  
 ARABELA 2009 OOD  
 HIMICHESKI PRODUKTI OOD  
 KAST FUTURA - BG OOD  
 KEROS BULGARIA AD  
 KANEVSTROY OOD  
 B. TS. B. ZH. OOD  
 NOVA VAROVA KOMPANIYA  
 T/BLOK OOD  
 VODSTROY AD  
 ET VIK ILIYA RAYKOV  
 ET NAYDENA-NEVYANA SOMLEVA  
 PAVLOVI EOOD  
 LEO STROY OOD  
 ET STEFAN STOYCHEV  
 ANONS ABS EOOD  
 SD BISA-4-STOYANOV I MECHKOV  
 OOD BETON 2  
 GLASES.BG EOOD  
 KALINIA OOD  
 ET DENIS VALYO MIRCHEV  
 ART STOUN BG - SLIVEN EOOD  
 KERAMIK - GT AD  
 DIANATAK EOOD  
 DANCO OOD  
 RIMPEKS OOD  
 BALKANSERVICE OOD  
 ET HRISI - DIMITRINKA PETROVA  
 ART KERAMIK ZANKOVA EOOD  
 G.V.S. FIBROGLAS EOOD  
 ET VOR-VALERI HRISTOV  
 NATURAL STOUNS BG OOD  
 GENERAL GANETSKI AD  
 VALSTROY-HM OOD  
 CERATECH GROUP OOD  
 TANCHEV - 79 EOOD  
 TOP MRAMOR DIZAYN EOOD  
 INSITO EOOD

MAPEI BULGARIA OOD  
 SFK - STROYKO EOOD  
 ET ILIYAN ILIEV 79  
 ASPHALTBAU OOD  
 TMSI-DOLNA BANYA EOOD  
 BULMEKS EOOD  
 BETON-05 OOD  
 BS INSHURANS EOOD  
 TAMARA 2009 OOD  
 BULCORP OOD  
 ET BOBI 91-BORISLAV BRATOVANOV  
 MIKO GEOTON EOOD  
 ALEKS GRANIT EOOD  
 BG GRUP BETON 13 OOD  
 MARIN BATUROV EOOD  
 ET ZHELVAZKO STOYANOV - RUPETSA  
 DZZD IVA 2015  
 BO NIKO STIL OOD  
 TOMOVSTROY EOOD  
 ET DANMO-M  
 NATURAL STON OOD  
 KRISTON - D EOOD  
 ET MAYANIS - YANCHO YANCHEV  
 ET VAR KOMERS-IVAN TONEV K-K  
 ET KAMI P PLAMEN KOSTOV  
 EVRO BLOK OOD  
 ET ILIYA SPIROV-DIVEN  
 MARTEKS BETON EOOD  
 LEGO STIL OOD  
 BKS STROITEL EOOD  
 TANYA-ZHASI OOD  
 ET DIMS - PLAMEN STEFANOV  
 MECHO-TVT EOOD  
 VLADEKS-MS EOOD  
 INDUSTRIALEN TSENTAR TRAKIA AD  
 EVRO ALIANS BETON EOOD  
 BRAVOSTROY EOOD  
 GEYA-P EOOD  
 GAMA-VALYU VALEV ET  
 MEYA 99 EOOD  
 STROYMAT2002 EOOD  
 FORUM 22 - MARONOV EOOD  
 BETONIK OOD  
 ELMAZ OOD  
 PAPADOPULOV YAG EOOD  
 KAMINI-ACORD OOD  
 BULKAM DEKOR EOOD  
 TMSI EOOD  
 ET STONIKI 99 - STOYAN MIRCHEV  
 OPTOMAKS EOOD  
 HAUS MATERIALS EOOD  
 YOTOV STONE OOD  
 INTERSTEYT OOD  
 DK - DOMOSTROENE AD  
 STROYRAYON 2006 OOD  
 ETSI V OOD  
 INTERBETONI OOD  
 DZZD NOEL-1  
 EVROBETON OOD  
 PENOBETON OOD  
 KEDAR 74 EOOD  
 ARMAKOMPOZIT EOOD  
 VMK - ELMARK EOOD  
 MAKSBETON OOD  
 INTIS-TRUD OOD

BI TI PI EOOD  
 MASTERKON EOOD  
 THE GLASS CO. OOD  
 STOUN DIZAIN EOOD  
 ET YAN 46 - YANCHO GENOV  
 VOLODYA VELIKOV OOD  
 TRANSMETAL EOOD  
 IVVI-LL.-VALERI KRASTEV ET  
 ET GRAMOVSKI- ANGEL EVTIMOV  
 TURISTSTROY OOD  
 RADIAN'S BULGARIA EOOD  
 ET BRYAST - PETAR GEORGIEV  
 PATSTROY-LOVECH OOD  
 INTERMAR - 90 EOOD  
 ABS-STROY OOD  
 DEKART SBH EOOD  
 KASHTA NA KAMAKA EOOD  
 STONE KVARTS OOD  
 ABRIS OOD  
 STROYKOMERS-KATSAROV EOOD  
 TERAZID EOOD  
 ET AYSHE SHUKRIEVA - YUGOSTROY 73  
 'PLAM STEL' EOOD  
 GNAYS KAMPANI EOOD  
 BG-BETON OOD  
 ATILA STROY INVEST EOOD  
 KLIMENA MM EOOD  
 MAVROVI I SIE - BETON OOD  
 ET PLAMEN DAMYANOV  
 SIGMAREFU OOD  
 UNIBET OOD  
 SPEKTAR KERAMIK OOD  
 DIMI 91 - MRAMOR I GRANIT OOD  
 BAUMIX-BG AD  
 STAMBO-6 EOOD  
 POP ART - 27 OOD  
 VASILEVA STOUN EOOD  
 VILI STIL 2005 OOD  
 ET DIAMANT - 90R RAYKO DINCHEV  
 ART ROK EOOD  
 KERAM INVEST AD  
 SAHARA OOD  
 ET RUMEN MINDROVSKI  
 ET ELEKTROKERAMIKA-VASIL TOTEV  
 IVKOM GLAS OOD  
 ET NIKOLAY PETROV - 2005  
 YANKO ANTONOV GINEV  
 POLIVEST EOOD  
 KOVACHEVI KERAMIKA OOD  
 MIRAZH EOOD  
 PROFI OOD  
 FBC DEVNYA AD  
 KRISI - 05 OOD  
 BRIK DEKOR OOD  
 ET OBSIDIAN-YORDAN GRIGOROV  
 TOSHEVSKI EOOD  
 VILMAR 63 EOOD  
 EVROKAMEN 2015 OOD  
 MINERAL INZHENERING 2013  
 TECHCERAMIK-M OOD  
 RODOPASTROY OOD  
 UNIVERSAL DIZAYN IMPEKS OOD  
 IMPULS SV OOD  
 BALKANKERAMIC AD  
 INTERIOR TON EOOD

TREYD GLAS 2015 EOOD  
 STROITELNI KONSTRUKTSII OOD  
 STOUN BILD 2000 EOOD  
 KERAMIKA BURGAS AD  
 MRAMOR RIOLIT B AD  
 TEHMI RENESANS 21 OOD  
 BULSTONE 12 OOD  
 DIAVGIYA OOD  
 STIL EOOD  
 BALKAN TRAS OOD  
 VRACHANSKI KAMAK OOD  
 STROYHIMKOLOR EOOD  
 ET IVCHO-IVAYLO AFENDOV  
 ET HRISTO VALCHEV - STEFANA  
 HASKOVO ALUMINIY OOD  
 EMONA KERAMIKS OOD  
 ARMIRANI POLIMERNI IZOLATSII OOD  
 ET GEORGI PETROV-SIENIT  
 BETON POLIGON OOD  
 ET GRANIT - SIYKA HADZHIEVA  
 KARIERI I VARODOBIV AD  
 FAR LAP EOOD  
 PLAM 8787 EOOD  
 BRADARS BETON EOOD  
 GUGULANOVI OOD  
 MORENA ART EOOD  
 EOOD STROYTEKS  
 STROY I SNAB EOOD  
 MAKA EOOD  
 VAR-PROM OOD  
 ET ANDREY SERAFIMOV- ARIS  
 MEMORIAL 91 EOOD  
 BURGAS - GLAS TREYDING OOD  
 PETKO PETKOV 0101 EOOD  
 FINKER EOOD  
 ET IVAN MARIYANOV  
 ET VENKO STOYCHEV  
 GUSHTERSKI I SIN EOOD  
 BETON TSV OOD  
 IBIS ART GLAS OOD  
 ET TANEM-77 - TANER YUMER  
 ET POLI - PAVLINKA ZAHARIEVA  
 BETMAKS EOOD  
 ET STELA KERESHKA  
 MEGA SHANS 7 EOOD  
 GAPPA ART EOOD  
 BETEKO EOOD  
 PRIMA BET EOOD  
 ATMAR GRUP OOD  
 DAKS-96 OOD  
 SOFURBAN OOD  
 ZSK LOZOVO - 1 AD  
 STRATESH-STROITEL-99 AD  
 BETTRAN AD  
 EOOD TUFER  
 ZID OOD  
 PROGRES STROY EOOD  
 BLAGOUSTROYSTVENI STROEZH EOOD  
 SMA MINERAL BURGAS VAR EOOD  
 RAST OOD  
 KERAMIKA 2012 OOD  
 ELPO AD - IN BANKRUPTCY PROCEEDINGS  
 RUBIN TRADING AD  
 VRABCHEV EOOD  
 ET ELI NEDEV STIL TROITSA NEDEVA  
 TARUK EOOD

BOMIDA OOD  
 TEHNOKOREKT OOD  
 ITALKO EOOD  
 ELSHITSA 99 AD  
 STOUN F EOOD  
 GEORESURS EOOD  
 ROCA BULGARIA AD  
 INERT-GRUP OOD  
 KERAMIK OOD  
 ET IVAN ANDREEV  
 KAMINI EVROSTIL EOOD  
 ET NEGAMS - STEFAN KYURKCHIEV  
 MIART EOOD  
 ART ORNAMENT EOOD  
 OZIRIS - RUSE 2 EOOD  
 ENCHO ENCHEV ETE OOD  
 ET PAMIDOVA LOZA - ATANAS YORDANOV  
 MI PET OOD  
 DZHUS 93 EOOD  
 ZAVOD ZA BETONOVI ELEMENTI OOD  
 EVROSTROY V.TARNOVO OOD  
 SD KAVLADANA BT RALCHEVSKI I SIE  
 AM KONSULT EOOD  
 ELIS BULGARIA OOD  
 M-DZHI KO OOD  
 OOD TETRABETON  
 LUKETI EOOD  
 ET NIKOLAY - ROSITSA GEORGIEVA  
 ET TSOCHO TSONEVSKI  
 KALAS 89 OOD  
 ATLANT 2010 EOOD  
 NT-PRODAKSHANS EOOD  
 ET FRAM-99 - ANGEL KIRCHEV  
 DETIVA EOOD  
 ET 'IVGARANT - IVAN ILIEV'  
 ET FINES - G.M. - G.GEORGIEV  
 ET KATYA-KRASIMIRA DIMOVA - IVAN NIKOLOV  
 M - LUKS 2007 EOOD  
 STROYVAZHOD OOD  
 ECO GIPS OOD  
 ET KAMINI STIL MIROSLAV MARINOV  
 KISOV TRANS MIKS EOOD  
 TRAKYA GLASS BULGARIA AD  
 EOOD LIM - RADZHOV  
 MANIKATOV EOOD  
 ET MITKO ZHEKOV-D  
 ET GREYS - PLAMEN DZHAMBASOV  
 ET GERANDZHIYSKI PLAMEN GERANDZHIYSKI  
 ISA BG AD  
 MORANO OOD  
 KERAMIK CENTER OOD  
 ORIKS GLAS EOOD  
 TOMIGLAS OOD  
 GRIYN DZHUNIAR EOOD  
 MECHTI OOD  
 SI DIZAYN INZHENERING EOOD  
 ISOMAX - BAYCHEV EOOD  
 BETON PROEKT EOOD  
 YAVOR NIKOLOV EOOD  
 MIBIS DV EOOD  
 RIO BETON OOD  
 ET VADIS - VASIL VASILEV  
 KAMENNI IZDELIYA EOOD  
 METAVAK EOOD  
 OLIS - P.S. EOOD

TEMVES EOOD  
 SIMAT AD  
 ET-MLADEN GUSHTEROV-62  
 GLAS KOMERS OOD  
 VAL MARG STOUN 99 EOOD  
 VYARA 2006 EOOD  
 TRAFIK BETONI OOD  
 NORT IST DVELOPMENT OOD  
 REMI EOOD  
 ET NENOV - 51 - IVAN NENOV  
 ET BALKANHIM - VESELKA DIMITROVA  
 OMGA I SESEA OOD  
 STOUNS RUMO  
 FOTOKERAMIKA-BG OOD  
 MIK-93 OOD  
 KAEN GRANITI OOD  
 ET YORDAN SOKOLOV-YULIANA  
 SANI 2001 EOOD  
 PLAMEN DANCHEV KERAMIKA OOD  
 BAU CENTER OOD  
 OPTOINZHENERING VALKOV I SIE-OOO  
 TELEMAT EOOD  
 ZHELKA MATEEVA MATEEVA  
 ZENITSTROY INZHENERING EOOD  
 ET ROSITSA VALDEMAR  
 ET DEVON DONKA RAEVA  
 ET DICHKO - DIMITAR HRISTOV  
 PETKOV I PARIS BG EOOD  
 DEVINTSI OOD  
 BULGLAS OOD  
 BETON MONTANA OOD  
 STROYINZHENERING OOD  
 ET SPRINT  
 STOUN MARKET OOD  
 PLAZMA OOD  
 ZORA OOD  
 BISK OOD  
 TSITO EOOD  
 GOLEM DIZAYN STUDIO EOOD  
 STEKAR EOOD  
 RUDANA 2005 OOD  
 NIK - DAR 2008 EOOD  
 ET KIDEKS-68 - KOSTADIN ATANASOV  
 PRIMO GRANIT EOOD  
 DEKOR OOD  
 TYURKROUD-BG EOOD  
 PAZARDZHISHKA RUSTIKA EOOD  
 TRIGRUP SDK EOOD  
 ET BALTI - TUR - KOMERS - SVETOSLAV  
 BALTADZHIEV  
 AKVA DAR 11 OOD  
 ELITSTROY OOD  
 SOFIYA ASFALT OOD  
 VIVACER OOD  
 ILUM EOOD  
 ET KAZDRA 91-ZDRAVKO PASHOV  
 TSVETANOV - 2015 EOOD  
 GAMA M I G OOD  
 VALEKSA 73 EOOD  
 BALGARSKA KERAMICHNA KOMPANIYA EOOD  
 VACHA 77 EOOD  
 YOTOV - 80 EOOD  
 MEGA SHANS-11 EOOD  
 STOUNTEH VI EOOD  
 ET RAYKO STOYANOV - RAYKO STOYANOV  
 START - 96 EOOD

LICHO GLAS OOD  
 STOUN ZONA EOOD  
 NIKOS-TIHOMIR TODOROV ET  
 NTSS KONSULTINZHENERING  
 HARMANLIYSKA KERAMIKA AD  
 ET SKAT - IVAN KOLEV  
 ET LALOV-HRISTO LALOV  
 TBM - 2000 EOOD  
 DEKRA GLAS EOOD  
 EKOSTROY EOOD  
 TSOICHEV KERAMIKS EOOD  
 ET MAYA - MAYA KAZAKOVA  
 ORAMA STOUN EOOD  
 MARMO-SM OOD  
 NIK INDASTRI OOD  
 GLAS - DIZAYN OOD  
 USTRA-KOMPLEKT OOD  
 BI EN ES ES OOD  
 ET HRISTİYANA - VYARA - ADELIN ASENOV  
 KOCHO-STROYMARKET OOD  
 TRAFIK BETON DZZD  
 EUROKOLD OOD  
 OKEANGLASS OOD  
 ET VALEROS MARKONI - VALERI MARKOV  
 BETONOVI IZDELIYA EOOD  
 IFB - ITALIANO FRENSKO BALGARSKI EOOD  
 STROYRAYON TRANS EOOD  
 LMF OOD  
 TOTEM-G2 EOOD  
 ESPEHO OOD  
 ET ZAHARI PASHOV  
 ET PAULA M- PAVLINA GEORGIEVA  
 ALIDA - 62 EOOD  
 DRAGOITSA - 57 EOOD  
 TEMPO 2 OOD  
 STOUN LUKS EOOD  
 DECOR BULGARIA OOD  
 T.F.INVEST EOOD  
 SD STROYPROEKT OOD  
 MURA 2012 EOOD  
 TERADENT OOD  
 ET NEDZHAHET ASANOV  
 ANTONIO DZHEMS EOOD  
 BRAND M EOOD  
 HIPER SEGMENT OOD  
 KERAMIKA - BG EOOD  
 MARTI BET EOOD  
 BUL - IT GLASS OOD  
 ET MEMORIAL-95 - MITKO ANTONOV  
 KHAN OMURTAG AD  
 OGNANOVO-K AD  
 SIA GRUP OOD  
 STROITELNA KOMPANIYA TREYS AD  
 ML-KONSULT-2009 EOOD  
 ET DANILA - Y. IVANOV  
 TSOILERIDIS MRAMOR OOD  
 ET AREAL-SASHKO ANGELOV  
 VITOPLAM EOOD  
 MORION EOOD  
 ET S-SVETOSLAV STOYANOV  
 INTEREKO OOD  
 KOREKT 2000 EOOD  
 ET TERA 2000-IVAN DIMITROV  
 KAPCHE OOD  
 BETON - STROY - SK OOD  
 ZSK LOZOVO AD

DIONIS OOD  
 NINA VLADINOVA NESHEVA  
 INTER GLAS EOOD  
 TONZOS AD  
 BETINST EOOD  
 HIGISBETON OOD  
 ELIT PLASTIKS EOOD  
 ETE EOOD  
 KLI OOD  
 HAS - 49 EOOD  
 KRISLI EOOD  
 EVROKVARTS - MV OOD  
 VALEMI TN OOD  
 IMPRESSIYA EOOD  
 STROITELNA FIRMA V. IVANOV EOOD  
 ADI COMMERCE EOOD  
 ATER EOOD  
 TERRIKA EOOD  
 VELKONI - EOOD  
 ARABELA GLAS TREYDING OOD  
 MINTEH - NBM OOD  
 YUVEL 99 BILDING OOD  
 AVN OOD  
 BETON BG EOOD  
 TATI ART OOD  
 HERMES-91 EOOD  
 HIDROBETON OOD  
 INERTNI MATERIALI 2012 EOOD  
 VARSTROY EOOD  
 ET RAYCHO PLUGCHIEV  
 MAK SILIKA OOD  
 ORVITEKS INDUSTRIIS OOD  
 ELIT KOMERS ART OOD  
 SBKI AD  
 TEHMI NATURAL OOD  
 IRINPRO EOOD  
 SOKOLOV OOD  
 ET YOVKA DIMITROVA VASILEVA  
 DODI 1755 EOOD  
 HYGITEST OOD  
 GRAFENDO OOD  
 DOBROTITSA-BSK AD  
 SEVAN BAGDASAROV SIE BAGDASAROV SD  
 TODOROV 22 EOOD  
 KTK - GRUP OOD  
 NIKI EOOD  
 ET SASHO-69 SASHO ZAIMOV-MOMCHILGRAD  
 BONONIA AD  
 ARMID EOOD  
 BORO TERACOL OOD  
 ET LYUBIZOL INZHINERING-STOYAN LYUTSKANOV  
 ET MEMORIAL - VLM - VELKO MARCHEV  
 KIDEX TRADE OOD  
 KOPRIVLEN MRAMOR 97 AD  
 KERAMIKA 2014 EOOD  
 VRANYA-93 OOD  
 KALTSIT OOD  
 ET DAN MARK - YORDAN MARKOV  
 MAK EOOD  
 STROYKOM EOOD  
 FONKACHPO OOD  
 TINA 2 OOD  
 KIKO-71 OOD  
 ET MARIN MARINOV DRAGOITSA  
 TOP STOUN OOD

IMN ABRASIVE OOD  
 ET RINO - ANDREY DIMITROV  
 BALGARSKI AVTOSTAKLA OOD  
 BUMAR AD  
 TROYAN BETON EOOD  
 POLISTOUN EOOD  
 HEBARSTROY OOD  
 ET PETAR UZUNOV  
 STROYKOMERS OOD  
 ET CHAR-BOYAN BORISLAVOV  
 SELENA EOOD  
 GNAYS MOZAYK EOOD  
 ET PLAM 2010 - ILINA IVANOVA  
 VULKAN CEMENT AD  
 TERA DIK OOD  
 INERT RESURS OOD  
 SGM NAYDEN MITKOV EOOD  
 MEMORIAL MRAMOR-GRANIT EOOD  
 ET 'RADILINA - PLAMEN ILIEV '  
 ET STELA - VLADIMIR GEGOV  
 KERAMIK STIL BG EOOD  
 STELMAN OOD  
 TRI USHI-72 EOOD  
 KREDITNO-SPESTOVNA KOOPERATSIYA FAST MANI  
 BULGAS EOOD  
 STOITSOV I SIN DZZD  
 LAZUR 60 EOOD  
 DET 2007 OOD  
 RIM-ROK BULGARIA EOOD  
 GLAS STROY OOD  
 ET YANI - IVAN DIMITROV  
 PETRURGIA AD  
 ET KUSIGIN - ASEN ATANASOV  
 DA POYNT STONE OOD  
 BULSTOUN-9 OOD  
 SD GOLDEN HENDS NIKOLOV I SIE  
 P G S M OOD  
 DELTA PAT OOD  
 ET DOBRI RADEV 2  
 AYA MRAMOR OOD  
 STIL BETON  
 VITIN-V OOD  
 ET GARANT LUKS-IVAN IVANOV  
 BGS GROUP AD  
 BEST BILDING EOOD  
 ANTEYA 73 EOOD  
 BETON-2 OOD  
 ET IVAN DRUMCHIVSKI  
 YUNIKOM 888 OOD  
 NESTANDART 2008 EOOD  
 BRANKO OOD  
 KO KONSULT EOOD  
 KATANI-STANIMIR DOCHEV ET  
 VASKO ARABSKI 1 EOOD  
 ET TSVETANOV - BOGOMIL TSVETANOV  
 ET KATERINA-GEORGI EVDENOV  
 STARA ZAGORA PROEKT OOD  
 DZZD KERAMIK BG  
 RUBIKON BETON EOOD  
 ART SPEKTAR OOD  
 ET IBRAHIM KICHUKOV-BOMBA  
 SPEKTAR KERAMIK - G EOOD  
 ET VSELENA 23 - VASKO MONCHEV  
 OSAM INZHENERING 97 AD  
 VIPEKS 09 EOOD

HIMIPRO EOOD  
 KOLYO EOOD  
 OOD SOFTKONSULT 2001  
 ET DIMO DIMOV  
 INDUSTRIAL SALYUSHANS BULGARIA OOD  
 METALTRANS EOOD  
 STARTKERAMIK OOD  
 ET BEDROK-IN - IVAN NENKOV  
 ET ELIOS-ELENA OSEVA  
 BULFLEKS I KO OOD  
 PRIZMA MM EOOD  
 BALKANAGROSERVIZ OOD  
 TEHNICHESKA KERAMIKA OOD  
 KOLORIT STRONG OOD  
 VOMAD-06 EOOD  
 KTG ILIEVI OOD  
 ABRASIVI BULGARIA OOD  
 BRIKO OOD  
 ET GEROV KOREKT - VASILY GEROV  
 MSD-99 AD  
 STROYMASH EOOD  
 TIEV EOOD  
 TZERKEZOV OOD  
 TERA AD  
 VIA ANTIKA EOOD  
 CERAMICS HOUSE - STRALDJA OOD  
 ET DONOY GEORGIEV  
 PATNO PODDARZHANE GOTSE DELCHEV EOOD  
 VALIZA-M OOD  
 SI ZHI GRUP OOD  
 INTERBAU OOD  
 ET SYUM-STOYAN MLADENOV  
 KERAMIT KREATIV EOOD  
 YUGOSTROY OOD  
 RUMBOR 63 EOOD  
 TRAS GRUP EOOD  
 ET KATI EDAET AYVAZ  
 ET SOTIR SOTIROV  
 KAMDIZAYN EOOD  
 TEHNOHIM BA EOOD  
 ET EVROKVARTS - IVANKA VATOVA  
 STROYKOM 2001 EOOD  
 SKALA 62 EOOD  
 KA-STELA STOUNS EOOD  
 BUDESHTHE-BUTOVO AD  
 STROITELNA KERAMIKA EOOD  
 ZHEYA OOD  
 DAYMAND TUUL SAPLAY BG OOD  
 MANCHEV - 99 EOOD  
 TOMAS TREYDING 2011 EOOD  
 ORLITSA-6 OOD  
 MRAMOR TABAKOVI OOD  
 BULSTOUN 07 EOOD  
 ZLATNA PANEGA CEMENT AD  
 ALABASTRO OOD  
 GLASSPROEKT OOD  
 BKS OOD  
 GEANIG OOD  
 ALFA MIKS OOD  
 SHAVARNA 97 OOD  
 EVROPLOT EOOD  
 KIRYAEVSKA VAR OOD  
 ET KAMENITSA - KAMEN BORISOV  
 BULSTONE OOD  
 ET STEMI - MINKO KERESHKI  
 SOFSTROY BETON EAD

ET VIDOFORM - VIDOL VIDOLOV  
 BETONSTROY DK EOOD  
 DA DIMITAR ATANASOV EOOD  
 GLOBUS GROUP EOOD  
 BALGARSKI BETONNI ELEMENTI OOD  
 YAK OOD  
 FENIKS-ART EOOD  
 RAMADA EOOD  
 OZIRIS RUSE EOOD  
 HALDEYA ART EOOD  
 SD IVA PETROVI I SIE  
 EM-PAK OOD  
 IVET GLAS 12 EOOD  
 BULMET TRANS OOD  
 ANATOLII IVANOV SOLE TRADER  
 BESKO OOD  
 PROFER SISTEM BULGARIA OOD  
 IVES STROY EOOD  
 DUNAVSKI DRAGAZHEN FLOT VIDIN AD  
 AUTKOM EOOD  
 KERAMOSILIKAT OOD  
 VE-LOG BULGARIA OOD  
 ET VASELIN ENCHEV 2000  
 DEKEN GRUP EOOD  
 NIA-ETNO OOD  
 TUENS EOOD  
 NETSOVI OOD  
 STOUN - IT EOOD  
 PASABAHCE BULGARIA AD  
 GLAS-HIM OOD  
 ET GARANTPROEKTSTROY  
 MM STIL OOD  
 KSELA BULGARIA OOD  
 ET FAVORIT-TODOROVI - DOCHO TODOROV  
 ET PIREYA  
 ET KERAMIK-PLAMEN DIMITROV  
 ATMIKS BETON EOOD  
 ET M-LUKS - MARTIN ATANASOV  
 ELMARK OOD  
 SEDIMENT PRIVAT EAD  
 ROZALIYA RZ OOD  
 XEROS STROY EOOD  
 GRAVELITA OOD  
 GETSOVI SLIVEN OOD  
 LYUBENOV 2011 - S. BABYAK EOOD  
 VIP 04 EOOD  
 ET RASHO 97 - IVAYLO METODIEV  
 EVROSTOUN-2000 EOOD  
 BETONNOVI IZDELIYA PLEVEN EOOD  
 TOPLIVO KOMERS 2010 EOOD  
 SEMMELROCK STEIN UND DESIGN OOD  
 ET ATS MURDZHOV-TSVETANKA MURDZHOVA  
 ET A2 - ANGEL ANGELOV  
 PIRIN PRODZHEKT EOOD  
 CHERVEN KAMAK 2010 OOD  
 ET PAMIRA - RADKA HRISTOVA  
 INEKS DIZAYN EOOD  
 SIVA BET - STRUMA EOOD  
 VIVA 200 OOD  
 STROITELNI IZDELIA AD  
 ET VECHEN SAN - GEORGI KAVALDZHIEV  
 BEDROK OOD  
 STROYMIKS OOD  
 ET IVAN IVANOV - ZHOKEY 95  
 BUILD RENT BG AD

GI 2005 OOD  
 ET STOYAN IVANOV 98 - OLGA IVANOVA  
 ET GENIDI - GEORGI DIMITROV  
 LESMA OOD  
 BULGAR MINERALI - STRELCHA AD - V PR. PO NESASTOYATELNOST  
 KATALEYA ART EOOD  
 POPCHEV STONE DESIGN OOD  
 VALYO LYUBENOV ET  
 ET MILDOV EMIL MILDOV  
 HARKOV PLAST INZH OOD  
 ET CHUPI KUPI 2000 TEODORA MLADENOVA  
 BORIS PECHEV ET  
 LM STROY EOOD  
 AGROSTROY - PRO EOOD  
 WIENERBERGER OOD  
 STANISLAVA - DK EOOD  
 RUBOLT AD  
 BULSHAM GRUP OOD  
 KRASIMIR GANEV 75 EOOD  
 GEDIKAR EOOD  
 GRIVAS ART OOD  
 SAMOSTOYATELNA MEDIKO-TEHNICHESKA LABORATORIYA MANDIBULA EOOD  
 ET DIDO RENI ZLATEVA  
 ET VASIL PETROV -ELADA 90-GEORGI RAYKOV  
 DIMAS ASFALT EOOD  
 ET KIMI-NIKOLAY IKIMOV  
 STILI ROAD OOD  
 ET ELENA MARKOVA - EL MARK - PERNIK  
 TAIFUN BG OOD  
 STROITELNA KOMPANIYA AVS OOD  
 NAPORNI TRABI AD  
 BULMAR OOD  
 DZZD IVA 2013  
 SATELIT GLAS EOOD  
 OKULUS BG EOOD  
 ET PETKO PETKOV  
 DIKAV INVEST AD  
 ROKUOL STOUN OOD  
 BLOKFOR EOOD  
 BULSHAM GRUP - V EOOD  
 ET PETAR PETROV 96  
 AS PRODUKT OOD  
 KORT EOOD  
 ZLATNA PANEGA BETON OOD  
 RODOPI MARMEKS EOOD  
 ROK INSULEYSHAN EOOD  
 ET SILIKATHIM - LYUBEN LAKOV  
 PACHOV OOD  
 BULSAN OOD  
 DRUJBA GLASSWORKS AD  
 MRAMOR I GRANIT OOD  
 MONUMENT ART EOOD  
 ZHUDITA ZHTD EOOD  
 GRATSKI MRAMOR EOOD  
 KERAMIKA PT OOD  
 DEVNYA CEMENT AD  
 TECHNOCIM AD  
 ALDIMA - 96 EOOD  
 CHEDO 77 EOOD  
 HYDROMINERAL OOD  
 ET SARGA-7-ATANAS IVANOV  
 STROYPERFEKT EOOD  
 NEOS EOOD  
 IZOLA COMERCE OOD

MASTERGLAS EOOD  
 KALCIT OOD  
 IZO - GARD OOD  
 CASTELLO PRECAST CONSTRUCTIONS OOD  
 AKORD 009 EOOD  
 ODORA EOOD  
 PROLIFE TECHNOLOGY OOD  
 EVROBENT EOOD  
 ET ANGEL KRASTEVE  
 FOOD STIVAN KERAMIK  
 SIYANIE 90 OOD  
 KOTEV 2010 EOOD  
 ALEKSANDRA 04 EOOD  
 STOUN TSENTAR GROUP OOD  
 AY DZHI MEMORIALS OOD  
 SIMSTROY TRANS EOOD  
 PRIMEX ENGINEERING OOD  
 STANEV TEKS OOD  
 ET OKTOPOD 731 - RUMEN DINEV  
 CHANCE-DS OOD  
 ARGOPAK EOOD  
 GALAKTIKA 03 EOOD  
 ZAECHKI EOOD  
 IMS 1 OOD  
 SIDRO-07 EOOD  
 REOLIT 2000 EOOD  
 DZHEY TI EY - 88 OOD  
 GRANIT-LINK OOD  
 ET GERA-3-STEFAN HRISTOV  
 SGRADOSTROENE OOD  
 FISAKO EOOD  
 VARNAGLAS EOOD  
 ET IVAN PALEYKOV - PAL-MIKS-BETONOVI SPETSIALITETI  
 BETONOV TSENTAR OOD  
 ET OLYA TSOLOVA  
 IVA 2003 EOOD  
 SINEKS OOD  
 SAMELI OOD  
 AVTOLUKS OOD  
 ET NIK - DETELINA KOLEVA  
 KUL OOD  
 ET SHONI MRAMOR - STEFAN VALKOV  
 SK BETONOVI IZDELIYA 1986 EOOD  
 STROY BET 2 EOOD  
 ET IVAN VASILEV-VIBROSTROY 99  
 MODEL 2000 OOD  
 INTERBETON EOOD  
 VALENTSOVI OOD  
 TRUD AD  
 SUPERABRASIVE OOD  
 KERAMIK OOD  
 SUPER SEGMENT EOOD  
 BOTERA INDASTRI OOD  
 SHUMENSKA KREPOST AD  
 BLISHEND EOOD  
 SISECAM AUTOMOTIVE BULGARIA AD  
 BETON DZHO- DZHO EOOD  
 EKOTEHNOLODZHI OOD  
 DEK - V2 EOOD  
 STONE BUILD GROUP OOD  
 SMK OOD  
 KONSTRUKTIV-1 EOOD  
 PRILEP-2 OOD  
 BALKANKA EOOD  
 ET DIMITAR LAZAROV

ET VELICHKA SAPUNDZHIEVA- DABOS  
 STOYANOV - 2009 EOOD  
 ET IVELINA DUNDEVA  
 DI YO 2010 EOOD  
 IVGARANT 89 EOOD  
 BETONZID EOOD  
 ET VILI-MISHEL-2 - ANTONIY CHOBANOV  
 MRAMOR BERKSTON AD  
 KRALTREIS OOD  
 M 96 EOOD  
 KLER-D OOD  
 MRAMORIS EOOD  
 MULTI SOLYUSHANS INTERNESHANAL EOOD  
 DIMPEKS 82 EOOD  
 DARCHI EOOD  
 KRASTEVI DEMIRA EOOD  
 ET D-R GEORGI KAYMAKANSKI  
 RANI MRAMOR EOOD  
 KOLOR GLAZ OOD  
 RILA - PATISHTA OOD  
 CALCIT AD  
 BRADARSSTROY EOOD  
 ATELIE ART.E EOOD  
 EMIEM 2011 EOOD  
 INTERIOR GLAS OOD  
 KRASIMIR STOYCHEV EOOD  
 ET SVETI SPIRIDON - 2003-IVAN NESHEV  
 ET VAROVIK-VALENTIN PETROV  
 ET STEFANI 43 - STEFAN KRASTEVE  
 BRAMAC POKRIVNI SISTEMI OOD  
 RPS - ART EOOD  
 KERAMIKA EOOD  
 ET GEORGI AVKOV 32  
 ET KUKURAKIS - ANGEL ATANASOV  
 KRASI INVEST 84 EOOD  
 SPLAV 6 EOOD  
 HADZHO 26 EOOD  
 ENEYA PRODUKT OOD  
 MINERVA 2014 EOOD  
 TRANSPORT STROY KONSULT INZHENERING EOOD  
 TRANS PORT - 2009 OOD  
 ET GARIS-RUSKO STOYANOV  
 TICHA SHUMEN OOD  
 PRIMABILD OOD  
 CHIRPANSTROY OOD  
 POLIBET OOD  
 STROIKOM-2014 DA OOD  
 BETIM EOOD  
 ELBABETON EOOD  
 TRASINZHENERING OOD  
 YUVEMA EOOD  
 DEKOR GARDEN EOOD  
 DENNA EOOD  
 OBETSANOVI OOD  
 RUZHKO OOD  
 NA VI OOD  
 GENIDI OOD  
 DIVI ES 9 OOD  
 ARI - 05 EOOD  
 ISKO 2000 EOOD  
 TIRON 1961 EOOD  
 INZHSTROY OOD  
 RAYA - 75 EOOD  
 SD MAK - 5 - TSILOV S-IE  
 EVROSENOKOS EOOD

OGOSTA AD  
 KERAMIT OOD  
 PIVIA EOOD  
 ZSK-STOMANOBETON AD  
 SD ELEGANT-DEANMIST-DRAGANOV-CHONEV I SIE  
 FASHA EOOD  
 GARANTPROEKTSTROY OOD  
 MULTIKER EOOD  
 BULSTROY-SMK AD (FORMERLY KNOWN AS VISOKO STROITELSTVO AD)  
 SIZHI - Y EOOD  
 NOVI GRONITI OOD  
 DESKRET EOOD  
 ET VELKO KISOV 2000  
 ET ANKI-IMEKS - VALENTIN TODOROV  
 GRAFIK KV OOD  
 ET POSLEDEN DAR ANTON NAKEV  
 KRASI I KRASI DIZAYN EOOD  
 TROYANSKA KERAMIKA 2001 EOOD  
 ZAVODSKI STROEZHI-PS-YAMBOL AD  
 DENI STOUN 09 EOOD  
 PLASTFORM OOD  
 KEM GLAS OOD  
 GILDIYA STROY OOD  
 ET ORLOVSKI - TRIFON TRIFONOV  
 FAKTOR EOOD  
 MAZALAT EOOD  
 KREMAKOV BETON OOD  
 LUCKYROAD OOD  
 ASHKAN EOOD  
 ARTESKOS 98 AD  
 VIBROBETON -2010 EOOD  
 GRANIT - LINK 2000 EOOD  
 EKO PELET- OGNYANOVO OOD  
 BULSIST OOD  
 ET GEORGI PETROV - 47  
 EVROSTIL - AZH EOOD  
 PAPADOPULOS I SIN OOD  
 ART STOUN SLIVEN EOOD  
 VIBROBETONSTROY EOOD  
 BOZE EOOD  
 ET RALITSA-B-DIMITAR BANOVA  
 SOLID KONSULT DDD OOD  
 AREK BG EOOD  
 MULTIROK KAMPANI EOOD  
 ET ' RADINA - RADINA TARAKCHIEVA '  
 SAYBRUS OOD  
 ARTFORUM EOOD  
 SHUGAR T EOOD  
 KRIS MLADENOV EOOD  
 ET STOYCHO STOYCHEV35- IVAN IVANOV  
 KERAMIK -EOOD  
 ET ALEKSANDRA-95-STEFCHO STEFANOV  
 ENERDZHI - KUBRAT GLAS OOD  
 ABIMEKS OOD  
 MIST 2004 OOD  
 ZS TRITON EOOD  
 CHEFO ART - MINKOV I SIE SD  
 DURAKOL BULGARIA OOD  
 WOLFRAM OOD  
 MEMORIAL OOD  
 LASKOV - STEFAN DIMITROV-2 OOD  
 RKBS OOD  
 ANDREEVA - 36 EOOD  
 EOOD FEERIYA - BM

GRANIT HOUM EOOD  
 DZHOKONDA-ZLATEN TELETS 2012 EOOD  
 VACHA LES EOOD  
 IVAYLO IVANOV SIMEONOV  
 STROYKERAMIK EOOD  
 FAT OOD  
 PI EN EN EOOD  
 RODNA INDUSTRIA 91 OOD  
 SIVA BET TREYD EOOD  
 STROYSTART 91 EOOD  
 DEKKON 25 EOOD  
 STROYKERAMIKA AD  
 ET SDIK SP. DZHIEVA  
 KIDAT GRUP-F EOOD  
 SUVENIRI - POMORIE EOOD  
 ET DARSII - 73 - MARIYA STOYANOVA  
 MRAMOR - 555- SAVOV EOOD  
 KAMENA OOD  
 EM I EN EOOD  
 IVIL OOD  
 ET STOMA- MARIYA STOYANOVA  
 VALL EOOD  
 IMERYS MINERALS BULGARIA AD (FORMERLY KNOWN AS S AND B INDUSTRIAL MINERALS AD)  
 HERMES - 87 EOOD  
 GLINENI KRACHETA EOOD  
 STROY-START-91 MITEV I SIE SD  
 HEMUS - M AD  
 BULGARA OOD  
 CERAMICA IOVCHEVSKI OOD  
 RUMBA OOD  
 GIPS AD  
 ET PLAM STIL SASHA IGNATOVA

# Do not hesitate to contact us

We'd be glad to discuss our services or your project in detail and help you come up with a solution.

Email us at [consulting@seenews.com](mailto:consulting@seenews.com)

Call us on **+359 2 80 12 630**

Live chat available at [SeeNews.com](https://www.seenews.com)

## Disclaimer

Whilst the information contained in this industry report has been given in good faith and every effort has been made to ensure its accuracy, SeeNews cannot guarantee the accuracy of this information and hereby expressly disclaims any responsibility for error, mis-interpretation and any and all loss, disappointment, negligence or damage caused by reliance on the information contained in the industry report or any failure or alleged failure in the delivery of the Service referred to herein, or in the event of bankruptcy, liquidation or cessation of trade in any company, individual or firm referred to herein. Confirmation of the information accuracy should be sought from the establishments concerned. Unless otherwise stated, the copyrights and any other rights in all material on this site are owned by SeeNews. Use of this industry report is provided by SeeNews subject to the following Terms and Conditions:

1. Use of this industry report constitutes your acceptance of these Terms and Conditions which take effect when you first use this industry report. SeeNews reserves the right to change these terms and conditions at any time by posting changes online. You are responsible for reviewing regularly information posted online to obtain timely notice of such changes. Your continued use of the industry report after changes are posted constitutes your acceptance of this agreement.

2. Neither SeeNews nor other related parties, whilst endeavouring to provide 24/7 availability, will be held liable if for any reason the industry report is unavailable at any time.

3. Access to this industry report may be suspended temporarily or permanently and without notice.

4. Whilst SeeNews endeavours to ensure that the information on this site is correct and up-to-date, no warranty, express or implied, is given as to its accuracy and SeeNews does not accept any liability for error or omission.

5. Part of this industry report contains materials submitted to SeeNews by third parties. Third parties are responsible for ensuring that materials submitted for inclusion on this industry report complies with national and relevant international law. SeeNews can not guarantee the accuracy of this material and hereby expressly disclaims any responsibility for error, omission or inaccuracy in the

material, misinterpretation and any all loss, disappointment, negligence or damage caused by reliance on the information contained in the industry report or any failure or alleged failure in the delivery of the services referred to herein, or in the event of bankruptcy, liquidation or cessation of trade of any company, individual or firm referred to herein. Confirmation of the information accuracy should be sought from the establishments concerned or from SeeNews upon explicit request.

6. SeeNews shall not be liable for any damages (including, without limitation, damages for loss of business or loss of profits) arising in contract, tort or otherwise from the use of or inability to use this industry report, or any data contained in it, or from any action or decision taken as a result of using this industry report or any such information.

7. SeeNews accepts no responsibility for the content of any site to which a hypertext link from this industry report exists. Such links are provided for your convenience on an "as is" and "as available" basis with no warranty, express or implied, for the information provided within them.

8. If any of these terms should be determined to be illegal, invalid or otherwise unenforceable by reason of the laws of any state or country in which these terms are intended to be effective, then to the extent and within the jurisdiction in which that term is illegal, invalid or enforceable, it shall be severed and deleted from the clause concerned and the remaining terms and conditions shall remain in full force and effect and continue to be binding and enforceable.

9. By accessing and reading any part of this industry report, you should have accepted these Terms in full.

All rights reserved. Downloads and print extracts of SeeNews are allowed for personal and non-commercial use only. Re-publication or redistribution of content, including by framing, is strictly prohibited without the prior written consent of SeeNews Ltd., Sofia, Bulgaria.