

SeeNews

Business Intelligence
for Southeast Europe



Industry Report

Manufacture of other non-
metallic mineral products

2016

BULGARIA

seenews.com/reports

CONTENTS

I. KEY INDICATORS

II. INTRODUCTION

III. REVENUES

IV. EXPENSES

V. PROFITABILITY

VI. EMPLOYMENT

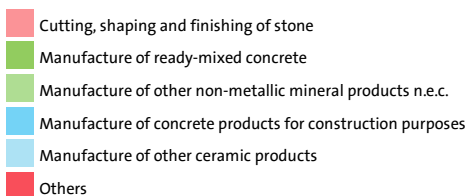
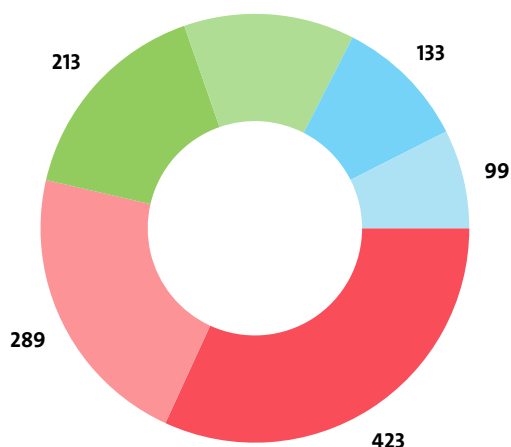
I. KEY INDICATORS

- The Manufacture of other non-metallic mineral products industry in Bulgaria was represented by 1,328 companies at the end of 2016, compared to 1,372 in the previous year and 1,359 in 2014.
- The industry's net profit amounted to BGN 194,126,000 in 2016.
- The industry's total revenue was BGN 2,833,170,000 in 2016, down by 9.94% compared to the previous year.
- The combined costs of the companies in the Manufacture of other non-metallic mineral products industry reached BGN 2,614,116,000 in 2016, down by 10.55% year-on-year.
- The industry's total revenue makes up 3.06% to the country's Gross domestic product (GDP) in 2016, compared to 3.52% for 2015 and 3.14% in 2014.
- A total of 20,772 people were employed in the Manufacture of other non-metallic mineral products industry in 2016, compared to 23,320 in 2015 and 20,762 in 2014.
- Most of the companies in the industry are based in Sofia, followed by Plovdiv and Burgas.

II. INTRODUCTION

In 2016 the companies in the Manufacture of other non-metallic mineral products industry numbered 1,328, distributed in 24 sectors.

INDUSTRY STRUCTURE BY SECTORS AND NUMBER OF COMPANIES



In 2015 there were a total of 1,372 companies operating in the

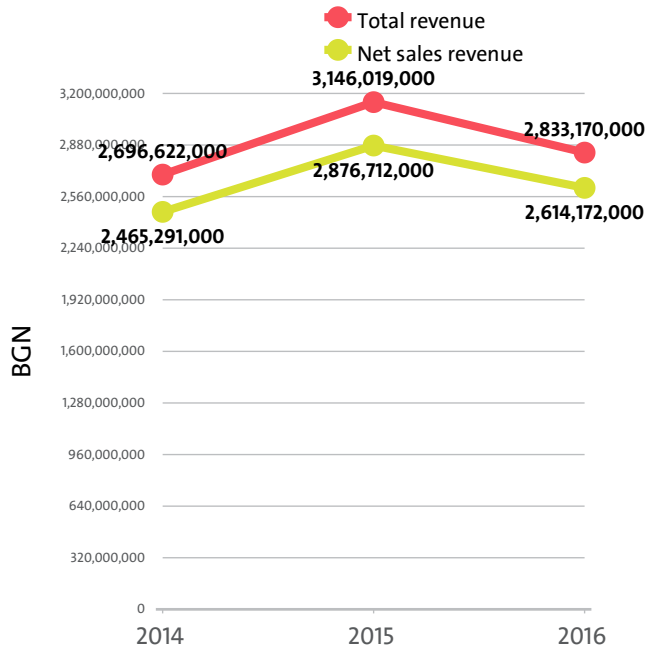
industry. In 2014 their number totalled 1,359.

NUMBER OF COMPANIES IN MANUFACTURE OF OTHER NON-METALLIC MINERAL PRODUCTS INDUSTRY BY SECTORS

SECTOR	2016	2015	2014
CUTTING, SHAPING AND FINISHING OF STONE	289	286	273
MANUFACTURE OF READY-MIXED CONCRETE	213	215	220
MANUFACTURE OF OTHER NON-METALLIC MINERAL PRODUCTS N.E.C.	171	194	186
MANUFACTURE OF CONCRETE PRODUCTS FOR CONSTRUCTION PURPOSES	133	147	147
MANUFACTURE OF OTHER CERAMIC PRODUCTS	99	92	87
MANUFACTURE OF OTHER ARTICLES OF CONCRETE, PLASTER AND CEMENT	87	89	85
SHAPING AND PROCESSING OF FLAT GLASS	64	67	65
MANUFACTURE OF CERAMIC HOUSEHOLD AND ORNAMENTAL ARTICLES	50	42	49
MANUFACTURE OF LIME AND PLASTER	44	51	52
MANUFACTURE AND PROCESSING OF OTHER GLASS, INCLUDING TECHNICAL GLASSWARE	42	46	43
MANUFACTURE OF BRICKS, TILES AND CONSTRUCTION PRODUCTS, IN BAKED CLAY	31	35	38
MANUFACTURE OF MORTARS	23	24	30
PRODUCTION OF ABRASIVE PRODUCTS	17	16	21
MANUFACTURE OF HOLLOW GLASS	13	14	12
MANUFACTURE OF REFRACTORY PRODUCTS	12	11	11
MANUFACTURE OF CERAMIC SANITARY FIXTURES	9	7	7
MANUFACTURE OF CERAMIC TILES AND FLAGS	7	7	7
MANUFACTURE OF OTHER TECHNICAL CERAMIC PRODUCTS	6	4	4
MANUFACTURE OF CERAMIC INSULATORS AND INSULATING FITTINGS	5	9	8
MANUFACTURE OF CEMENT	5	5	5
MANUFACTURE OF PLASTER PRODUCTS FOR CONSTRUCTION PURPOSES	3	4	3
MANUFACTURE OF GLASS FIBRES	2	3	3
MANUFACTURE OF FLAT GLASS	2	2	2
MANUFACTURE OF FIBRE CEMENT	1	2	1

III. REVENUES

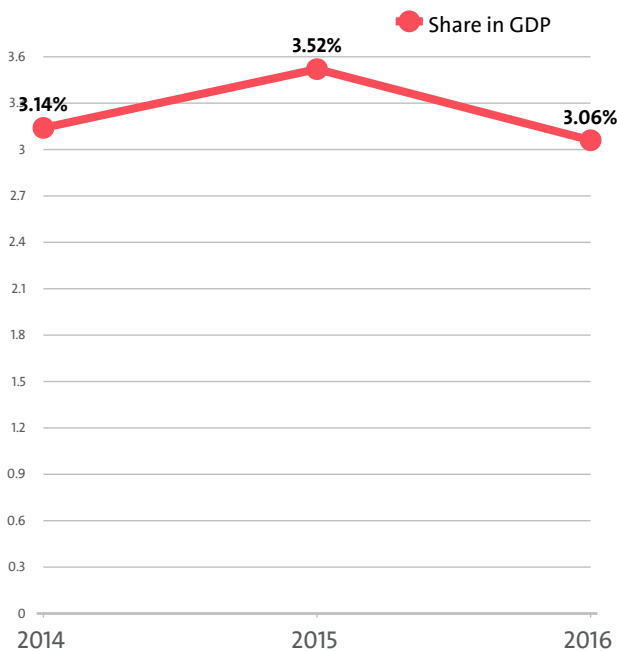
The total revenue in the industry was BGN 2,833,170,000 in 2016, BGN 3,146,019,000 in 2015 and 2,696,622,000 in 2014.



The companies in the Manufacture of other non-metallic mineral products market of Bulgaria earned combined net sales revenues of BGN 2,614,172,000 in 2016.

In annual terms, sales marked a drop of 9.13% compared to 2015. In comparison to 2014 they rose by 6.04%. In 2015 sales increased by 16.69% year-on-year.

The Manufacture of other non-metallic mineral products industry total revenue make up 3.06% to the country's GDP in 2016, compared to 3.52% for 2015 and 3.14% in 2014.



In 2016 the Manufacture of other non-metallic mineral products industry contributed to GDP BGN 2,508,288,000 in Gross value added (GVA) accounting for 1.64% of the total for the country's economy.

In the previous year, the industry's GVA amounted BGN 2,725,367,000, accounting for 1.76% of the total for the

country in 2015. In 2014 the GVA of the Manufacture of other non-metallic mineral products was BGN 2,378,087,000, or 1.66% of the GVA for the country's economy.

GVA BY SECTORS

RANK	SECTOR	BGN	SHARE OF THE COUNTRY'S GVA (%)
1	MANUFACTURE OF HOLLOW GLASS	457,032,000	0.30
2	MANUFACTURE OF READY-MIXED CONCRETE	312,211,000	0.21
3	MANUFACTURE OF CEMENT	304,368,000	0.20
4	MANUFACTURE OF FLAT GLASS	247,055,000	0.16
5	MANUFACTURE OF CERAMIC TILES AND FLAGS	205,655,000	0.14
6	MANUFACTURE OF OTHER NON-METALLIC MINERAL PRODUCTS N.E.C.	162,977,000	0.11
7	SHAPING AND PROCESSING OF FLAT GLASS	160,735,000	0.11
8	MANUFACTURE OF CONCRETE PRODUCTS FOR CONSTRUCTION PURPOSES	126,054,000	0.08
9	MANUFACTURE OF PLASTER PRODUCTS FOR CONSTRUCTION PURPOSES	89,064,000	0.06
10	CUTTING, SHAPING AND FINISHING OF STONE	72,506,000	0.05
11	MANUFACTURE OF LIME AND PLASTER	65,947,000	0.04
12	MANUFACTURE OF CERAMIC SANITARY FIXTURES	60,551,000	0.04
13	MANUFACTURE OF OTHER ARTICLES OF CONCRETE, PLASTER AND CEMENT	51,523,000	0.03
14	MANUFACTURE OF BRICKS, TILES AND CONSTRUCTION PRODUCTS, IN BAKED CLAY	39,000,000	0.03
15	PRODUCTION OF ABRASIVE PRODUCTS	36,460,000	0.02
16	MANUFACTURE OF MORTARS	33,283,000	0.02
17	MANUFACTURE OF OTHER TECHNICAL CERAMIC PRODUCTS	32,787,000	0.02
18	MANUFACTURE OF REFRACTORY PRODUCTS	26,539,000	0.02
19	MANUFACTURE AND PROCESSING OF OTHER GLASS, INCLUDING TECHNICAL GLASSWARE	17,993,000	0.01
20	MANUFACTURE OF OTHER CERAMIC PRODUCTS	3,816,000	0.00
21	MANUFACTURE OF CERAMIC HOUSEHOLD AND ORNAMENTAL ARTICLES	1,701,000	0.00
22	MANUFACTURE OF GLASS FIBRES	608,000	0.00
23	MANUFACTURE OF CERAMIC INSULATORS AND INSULATING FITTINGS	422,000	0.00
24	MANUFACTURE OF FIBRE CEMENT	1,000	0.00

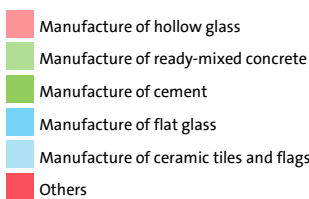
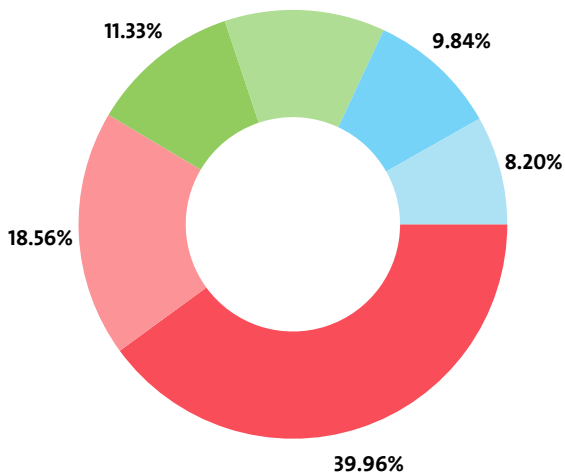
We expect, based on the trend in the last three years, the total revenue of the Manufacture of other non-metallic mineral products industry to change at a compound annual growth rate (CAGR) of 2.50% in 2017.

NET SALES REVENUE BY SECTORS

RANK	SECTOR	NET SALES REVENUE (BGN)
1	MANUFACTURE OF HOLLOW GLASS	485,199,000
2	MANUFACTURE OF READY-MIXED CONCRETE	316,509,000
3	MANUFACTURE OF CEMENT	296,240,000
4	MANUFACTURE OF FLAT GLASS	257,208,000
5	MANUFACTURE OF CERAMIC TILES AND FLAGS	214,317,000
6	SHAPING AND PROCESSING OF FLAT GLASS	173,268,000
7	MANUFACTURE OF OTHER NON-METALLIC MINERAL PRODUCTS N.E.C.	150,062,000
8	MANUFACTURE OF CONCRETE PRODUCTS FOR CONSTRUCTION PURPOSES	129,491,000
9	MANUFACTURE OF PLASTER PRODUCTS FOR CONSTRUCTION PURPOSES	101,794,000
10	CUTTING, SHAPING AND FINISHING OF STONE	75,876,000
11	MANUFACTURE OF CERAMIC SANITARY FIXTURES	71,663,000

12	MANUFACTURE OF LIME AND PLASTER	64,294,000
13	MANUFACTURE OF OTHER ARTICLES OF CONCRETE, PLASTER AND CEMENT	63,735,000
14	MANUFACTURE OF MORTARS	44,851,000
15	MANUFACTURE OF BRICKS, TILES AND CONSTRUCTION PRODUCTS, IN BAKED CLAY	42,476,000
16	PRODUCTION OF ABRASIVE PRODUCTS	38,217,000
17	MANUFACTURE OF OTHER TECHNICAL CERAMIC PRODUCTS	33,603,000
18	MANUFACTURE OF REFRACTORY PRODUCTS	29,087,000
19	MANUFACTURE AND PROCESSING OF OTHER GLASS, INCLUDING TECHNICAL GLASSWARE	19,828,000
20	MANUFACTURE OF OTHER CERAMIC PRODUCTS	4,038,000
21	MANUFACTURE OF CERAMIC HOUSEHOLD AND ORNAMENTAL ARTICLES	1,592,000
22	MANUFACTURE OF GLASS FIBRES	415,000
23	MANUFACTURE OF CERAMIC INSULATORS AND INSULATING FITTINGS	408,000
24	MANUFACTURE OF FIBRE CEMENT	1,000

INDUSTRY'S NET SALES REVENUE STRUCTURE BY SECTORS
12.11%



The highest growth, of 145.39%, was recorded by Shaping and processing of flat glass, while Manufacture of fibre cement registered the sharpest decline, of 93.75%.

TOP COMPANIES' REVENUE BY SECTORS

SEGMENT	COMPANY	TOTAL REVENUE (BGN)	NET SALES REVENUE (BGN)
MANUFACTURE OF OTHER TECHNICAL CERAMIC PRODUCTS			
	KAST FUTURA - BG EOOD	33,226,000	33,089,000
	KERAMOSILIKAT OOD	290,000	290,000
	IZDATELSTVO BULGARI OOD	180,000	180,000
MANUFACTURE OF REFRACTORY PRODUCTS			
	SIGMAREF EOOD	9,303,000	9,217,000
	TEHCERAMIK-M AD	6,258,000	6,084,000
	TRUD AD	5,220,000	5,025,000
MANUFACTURE OF CERAMIC HOUSEHOLD AND ORNAMENTAL ARTICLES			
	BOLGAR KERAMIK TROYAN EOOD	205,000	68,000
	CERAMICA IOVCHEVSKI EOOD	198,000	191,000

KOVACHEVI KERAMIKA EOOD	185,000	164,000
MANUFACTURE OF CERAMIC INSULATORS AND INSULATING FITTINGS		
NEVEN OOD	244,000	244,000
ELEKTROKERAMIKA-VASIL TOTEV ET	101,000	94,000
ARMIRANI POLIMERNI IZOLATSII OOD	68,000	61,000
MANUFACTURE OF CERAMIC SANITARY FIXTURES		
ROCA BULGARIA AD	47,704,000	45,773,000
BULSAN EOOD	20,168,000	18,902,000
FAT EOOD	3,914,000	3,490,000
MANUFACTURE OF OTHER CERAMIC PRODUCTS		
CERAMIX AD	997,000	534,000
STARS CERAMICS EOOD	343,000	318,000
CERATECH GROUP EOOD	233,000	207,000
MANUFACTURE OF OTHER ARTICLES OF CONCRETE, PLASTER AND CEMENT		
BAUMIT BULGARIA EOOD	40,351,000	40,194,000
MIBU 17LTD EOOD	8,799,000	8,510,000
MATHIOS AD	4,614,000	4,285,000
MANUFACTURE OF FIBRE CEMENT		
MONOLIT 2010 EOOD	1,000	1,000
MANUFACTURE OF MORTARS		
ROEFIX EOOD	17,266,000	17,135,000
GLOBUS BUILD EOOD	14,209,000	13,677,000
MAPEI BULGARIA EOOD	12,799,000	12,675,000
MANUFACTURE OF READY-MIXED CONCRETE		
HYDROBETON OOD	36,793,000	34,606,000
ATMIX OOD	23,196,000	19,113,000
KERAMIKA BURGAS AD	17,628,000	16,946,000
MANUFACTURE OF PLASTER PRODUCTS FOR CONSTRUCTION PURPOSES		
KNAUF BULGARIA EOOD	78,406,000	78,275,000
INDUSTRIAL SOLUTIONS BULGARIA EOOD	24,124,000	23,516,000
ET MARIYA HRISTOVA 2012	3,000	3,000
MANUFACTURE OF CONCRETE PRODUCTS FOR CONSTRUCTION PURPOSES		
BRAMAK COVERING SYSTEMS EOOD	18,617,000	18,004,000
XELLA BULGARIA EOOD	18,160,000	18,141,000
GENERAL GANETSKI AD	9,264,000	8,939,000
MANUFACTURE OF CERAMIC TILES AND FLAGS		
KHAN ASPARUH AD	122,236,000	115,577,000
KHAN OMURTAG AD	73,460,000	70,384,000
KEROS BULGARIA EAD	31,250,000	28,332,000
MANUFACTURE OF BRICKS, TILES AND CONSTRUCTION PRODUCTS, IN BAKED CLAY		
WIENERBERGER EOOD	32,176,000	31,933,000
PROLIFE TECHNOLOGY EOOD	1,952,000	1,861,000
TAYFUN BG OOD	1,842,000	1,779,000
MANUFACTURE AND PROCESSING OF OTHER GLASS, INCLUDING TECHNICAL GLASSWARE		
TREND BULGARIA EAD	10,876,000	8,539,000
THE GLASS CO. EOOD	5,655,000	5,564,000
VID GLASS 1 OOD	1,422,000	1,422,000
MANUFACTURE OF GLASS FIBRES		
BULGARSKI BERGMAN AD	616,000	413,000
SIMAT AD	12,000	2,000
SHAPING AND PROCESSING OF FLAT GLASS		
SISECAM AUTOMOTIVE BULGARIA EAD	102,890,000	100,090,000
GLASSPROEKT EOOD	12,066,000	11,299,000
STAKLOPAKET TA EOOD	9,713,000	7,842,000
MANUFACTURE OF HOLLOW GLASS		
BA GLASS BULGARIA AD	220,673,000	211,624,000
PASABAHCE BULGARIA EAD	189,087,000	173,749,000
RUBIN TRADING AD EAD	62,872,000	50,892,000
MANUFACTURE OF FLAT GLASS		
TRAKYA GLASS BULGARIA EAD	271,370,000	257,208,000
PRODUCTION OF ABRASIVE PRODUCTS		
SUPERABRASIVE EOOD	21,635,000	19,852,000
ZAI AD	6,087,000	5,455,000
ABRAZIVNI INSTRUMENTI SN EOOD	3,521,000	3,435,000

MANUFACTURE OF LIME AND PLASTER

COMPANY	2016	2015
OGNYANOVO-K AD	30,595,000	29,631,000
CALCIT AD	18,769,000	16,974,000
GIPS AD	4,965,000	4,514,000

MANUFACTURE OF CEMENT

COMPANY	2016	2015
DEVNYA CEMENT AD	134,061,000	130,525,000
HOLCIM BULGARIA AD	78,726,000	72,385,000
ZLATNA PANEGA CEMENT AD	75,354,000	69,795,000

CUTTING, SHAPING AND FINISHING OF STONE

COMPANY	2016	2015
MONOLIT 1994 EOOD	7,543,000	7,089,000
HB MINERALS OOD	7,013,000	6,054,000
POPCHEV STONE DESIGN EOOD	4,132,000	3,343,000

MANUFACTURE OF OTHER NON-METALLIC MINERAL PRODUCTS N.E.C.

COMPANY	2016	2015
IMERYS MINERALS BULGARIA AD	16,054,000	14,952,000
STILI ROAD EOOD	15,784,000	2,938,000
BORO TERACOL OOD	15,538,000	15,508,000

The top 10 companies in terms of total revenue in Manufacture of other non-metallic mineral products accounted for 47.52% of the industry's total in 2016, 48.76% in 2015 and 49.95% in 2014.

TOP 10 COMPANIES BY TOTAL AND NET SALES REVENUE IN THE INDUSTRY

RANK	COMPANY	TOTAL REVENUE (BGN)	NET SALE REVENUE (BGN)
1	TRAKYA GLASS BULGARIA EAD	271,370,000	257,208,000
2	BA GLASS BULGARIA AD	220,673,000	211,624,000
3	PASABAHCE BULGARIA EAD	189,087,000	173,749,000
4	DEVNYA CEMENT AD	134,061,000	130,525,000
5	KHAN ASPARUH AD	122,236,000	115,577,000
6	SISECAM AUTOMOTIVE BULGARIA EAD	102,890,000	100,090,000
7	HOLCIM BULGARIA AD	78,726,000	72,385,000
8	KNAUF BULGARIA EOOD	78,406,000	78,275,000
9	ZLATNA PANEGA CEMENT AD	75,354,000	69,795,000
10	KHAN OMURTAG AD	73,460,000	70,384,000

The total revenues of the top 10 companies in the Manufacture of other non-metallic mineral products were 1.45% of GDP in 2016, compared to 1.72% for 2015 and 1.57% in 2014.

The top 10 by assets in the Manufacture of other non-metallic mineral products field made up BGN 1,212,333,000, or 46.38% of the total net sales revenue.

TOP 10 BY TOTAL ASSETS IN THE INDUSTRY

RANK	COMPANY	BGN
1	DEVNYA CEMENT AD	425,403,000
2	BA GLASS BULGARIA AD	382,459,000
3	TRAKYA GLASS BULGARIA EAD	362,097,000
4	PASABAHCE BULGARIA EAD	278,566,000
5	HOLCIM BULGARIA AD	205,681,000
6	ZLATNA PANEGA CEMENT AD	202,304,000
7	SISECAM AUTOMOTIVE BULGARIA EAD	151,476,000
8	KHAN ASPARUH AD	145,329,000
9	KNAUF BULGARIA EOOD	121,414,000
10	PROJECT STROY 1 EOOD	114,482,000

TOP 10 COMPANIES WITH HIGHEST ANNUAL GROWTH IN OPERATING REVENUE IN MANUFACTURE OF OTHER NON-METALLIC MINERAL PRODUCTS

RANK	COMPANY	Y/Y GROWTH
1	ET ANDREY STRASHNIKOV - ARIS	7400.00%
2	I VAL GLAS OOD	3600.00%
3	ISKAR 2 EOOD	3566.67%
4	ISKO 2000 EOOD	2800.00%
5	LICATA BULGARIA OOD	2578.43%
6	DEKOR I STIL EOOD	1333.33%
7	DG STORY OOD	1050.00%
8	BULSHAM GRUP - V EOOD	975.00%
9	TOP STONE OOD	971.43%
10	VILMAR 63 EOOD	906.67%

TOP COMPANIES BY TOTAL REVENUE IN THE FIELD MANUFACTURE OF OTHER TECHNICAL CERAMIC PRODUCTS WERE:

COMPANY	BGN
KAST FUTURA - BG EOOD	33,226,000
KERAMOSILIKAT OOD	290,000
IZDATELSTVO BULGARI OOD	180,000
TEHNICHESKA KERAMIKA OOD	33,000
ET NEGAMS - STEFAN KYURKCHIEV	10,000

The largest companies in terms of total revenue in sector Manufacture of other technical ceramic products earned total revenue of BGN 33,739,000 and accounted for 1.19% of the industry's total revenue.

TOP 10 COMPANIES BY TOTAL REVENUE IN THE FIELD MANUFACTURE OF REFRACTORY PRODUCTS WERE:

COMPANY	BGN
SIGMAREF EOOD	9,303,000
TECHKERAMIK-M AD	6,258,000
TRUD AD	5,220,000
LASKOV STEFAN DIMITROV 2 EOOD	2,422,000
SHAMOT EL PE 2007 OOD	2,335,000
REFRAN EOOD	2,125,000
LICATA BULGARIA OOD	1,366,000
RIMPEX OOD	834,000
BALKANSERVICE EOOD	120,000
KAMINI-AKORD EOOD	31,000

The 10 largest companies in terms of total revenue in sector Manufacture of refractory products earned total revenue of BGN 30,014,000 and accounted for 1.06% of the industry's total revenue.

TOP 10 COMPANIES BY TOTAL REVENUE IN THE MARKET MANUFACTURE OF CERAMIC HOUSEHOLD AND ORNAMENTAL ARTICLES WERE:

COMPANY	BGN
BOLGAR KERAMIK TROYAN EOOD	205,000
CERAMICA IOVCHEVSKI EOOD	198,000
KOVACHEVI KERAMIKA EOOD	185,000
TROYANSKA KERAMIKA KOOP.	172,000
TRONI ART 2006 EOOD	116,000
NIA-ETN EOOD	80,000
ILIEV EOOD	75,000
ELIT KOMERS ART OOD	70,000

KERAMIK TSENTAR EOOD	62,000
DESIGN ART STUDIO - EKATERINA LACHOVA EOOD	46,000

The 10 largest companies in terms of total revenue in sector Manufacture of ceramic household and ornamental articles earned total revenue of BGN 1,209,000 and accounted for 0.04% of the industry's total revenue.

TOP COMPANIES BY TOTAL REVENUE IN THE INDUSTRY MANUFACTURE OF CERAMIC INSULATORS AND INSULATING FITTINGS WERE:

COMPANY	BGN
NEVEN OOD	244,000
ELEKTROKERAMIKA-VASIL TOTEV ET	101,000
ARMIRANI POLIMERNI IZOLATSII OOD	68,000
ET KATYA-KRASIMIRA DIMOVA - IVAN NIKOLOV	9,000

The largest companies in terms of total revenue in sector Manufacture of ceramic insulators and insulating fittings earned total revenue of BGN 422,000 and accounted for 0.01% of the industry's total revenue.

TOP COMPANIES BY TOTAL REVENUE IN THE MARKET MANUFACTURE OF CERAMIC SANITARY FIXTURES WERE:

COMPANY	BGN
ROCA BULGARIA AD	47,704,000
BULSAN EOOD	20,168,000
FAT EOOD	3,914,000
INTERNATIONAL COMPOSIT BG AD	3,270,000
DURA-TILES BG AD	1,727,000

The largest companies in terms of total revenue in sector Manufacture of ceramic sanitary fixtures earned total revenue of BGN 76,783,000 and accounted for 2.71% of the industry's total revenue.

TOP 10 COMPANIES BY TOTAL REVENUE IN THE SECTOR MANUFACTURE OF OTHER CERAMIC PRODUCTS WERE:

COMPANY	BGN
CERAMIX AD	997,000
STARS CERAMICS EOOD	343,000
CERATECH GROUP EOOD	233,000
PLAMEN DANCHEV KERAMIKA EOOD	188,000
POP ART - 27 EOOD	183,000
SPEKTAR KERAMIK OOD	158,000
TATI ART OOD	153,000
DANCO OOD	145,000
TCOCHEV CERAMICS EOOD	133,000
KERAMIKA 2012 OOD	120,000

The 10 largest companies in terms of total revenue in sector Manufacture of other ceramic products earned total revenue of BGN 2,653,000 and accounted for 0.09% of the industry's total revenue.

TOP 10 COMPANIES BY TOTAL REVENUE IN THE SECTOR MANUFACTURE OF OTHER ARTICLES OF CONCRETE, PLASTER AND CEMENT WERE:

COMPANY	BGN
BAUMIT BULGARIA EOOD	40,351,000
MIBU 17LTD EOOD	8,799,000
MATHIOS AD	4,614,000
SBKI AD	1,494,000
BAU CENTER EOOD	1,493,000
ENCHO ENCHEV-ETE EOOD	1,239,000
TECHNOKOREKT EOOD	1,190,000
RUBOLT AD	897,000
TEHNOKOL EOOD	699,000
VELKONI EOOD	546,000

The 10 largest companies in terms of total revenue in sector Manufacture of other articles of concrete, plaster and cement earned total revenue of BGN 61,322,000 and accounted for 2.16% of the industry's total revenue.

TOP COMPANIES BY TOTAL REVENUE IN THE FIELD MANUFACTURE OF FIBRE CEMENT WERE:

COMPANY	BGN
MONOLIT 2010 EOOD	1,000

TOP 10 COMPANIES BY TOTAL REVENUE IN THE INDUSTRY MANUFACTURE OF MORTARS WERE:

COMPANY	BGN
ROEFIX EOOD	17,266,000
GLOBUS BUILD EOOD	14,209,000
MAPEI BULGARIA EOOD	12,799,000
ARES 08 EOOD	636,000
ET TANEM-77 - TANER YUMER	210,000
BORIS PECHEV ET	178,000
MAK EOOD	89,000
TRANS-PORT 2009 EOOD	80,000
BOMIDA OOD	68,000
TODOR PETKOV-TIP 24 ET	64,000

The 10 largest companies in terms of total revenue in sector Manufacture of mortars earned total revenue of BGN 45,599,000 and accounted for 1.61% of the industry's total revenue.

TOP 10 COMPANIES BY TOTAL REVENUE IN THE MARKET MANUFACTURE OF READY-MIXED CONCRETE WERE:

COMPANY	BGN
HYDROBETON OOD	36,793,000
ATMIX OOD	23,196,000
KERAMIKA BURGAS AD	17,628,000
ZLATNA PANEGA BETON EOOD	13,867,000
BG BETON OOD	12,977,000
COOL OOD	9,711,000
DK - DOMOSTROENE AD	8,555,000
TRANSPORT STROY AD	7,708,000
MIG MARKET OOD	7,422,000
STROITELNA KOMPANIA ZAGORA EAD	7,008,000

The 10 largest companies in terms of total revenue in sector Manufacture of ready-mixed concrete earned total revenue of BGN 144,865,000 and accounted for 5.11% of the industry's total revenue.

**TOP COMPANIES BY TOTAL REVENUE IN THE INDUSTRY
MANUFACTURE OF PLASTER PRODUCTS FOR CONSTRUCTION
PURPOSES WERE:**

COMPANY	BGN
KNAUF BULGARIA EOOD	78,406,000
INDUSTRIAL SOLUTIONS BULGARIA EOOD	24,124,000
ET MARIYA HRISTOVA 2012	3,000

The largest companies in terms of total revenue in sector Manufacture of plaster products for construction purposes earned total revenue of BGN 102,533,000 and accounted for 3.62% of the industry's total revenue.

**TOP 10 COMPANIES BY TOTAL REVENUE IN THE FIELD
MANUFACTURE OF CONCRETE PRODUCTS FOR CONSTRUCTION
PURPOSES WERE:**

COMPANY	BGN
BRAMAK COVERING SYSTEMS EOOD	18,617,000
XELLA BULGARIA EOOD	18,160,000
GENERAL GANETSKI AD	9,264,000
RELIKS VIBRO AD	9,012,000
SEMMELOCK STEIN UND DESIGN EOOD	8,202,000
ZSK STOMANOBETON EAD	8,078,000
BULGARIAN CONCRETE ELEMENTS EOOD	5,982,000
ZAVOD ZA BETONOVI ELEMENTI OOD	5,855,000
ZSK LOZOVO AD	5,801,000
TECHNOCIM EAD	5,351,000

The 10 largest companies in terms of total revenue in sector Manufacture of concrete products for construction purposes earned total revenue of BGN 94,322,000 and accounted for 3.33% of the industry's total revenue.

**TOP COMPANIES BY TOTAL REVENUE IN THE INDUSTRY
MANUFACTURE OF CERAMIC TILES AND FLAGS WERE:**

COMPANY	BGN
KHAN ASPARUH AD	122,236,000
KHAN OMURTAG AD	73,460,000
KEROS BULGARIA EAD	31,250,000
KERAMIKA PT OOD	27,000
VIVAKER OOD	19,000

The largest companies in terms of total revenue in sector Manufacture of ceramic tiles and flags earned total revenue of BGN 226,992,000 and accounted for 8.01% of the industry's total revenue.

**TOP 10 COMPANIES BY TOTAL REVENUE IN THE MARKET
MANUFACTURE OF BRICKS, TILES AND CONSTRUCTION
PRODUCTS, IN BAKED CLAY WERE:**

COMPANY	BGN
WIENERBERGER EOOD	32,176,000
PROLIFE TECHNOLOGY EOOD	1,952,000
TAYFUN BG OOD	1,842,000
KERAMAT AD	1,611,000
KERAM INVEST AD	1,398,000
KERAMIK - GT AD	897,000
BADESHTE BUTOVO AD	821,000
RODNA INDUSTRIA 91 EOOD	768,000
NIKOM - 97 AD	764,000
HARMANLIYSKA KERAMIKA AD	504,000

The 10 largest companies in terms of total revenue in sector

Manufacture of bricks, tiles and construction products, in baked clay earned total revenue of BGN 42,733,000 and accounted for 1.51% of the industry's total revenue.

**TOP 10 COMPANIES BY TOTAL REVENUE IN THE SECTOR
MANUFACTURE AND PROCESSING OF OTHER GLASS, INCLUDING
TECHNICAL GLASSWARE WERE:**

COMPANY	BGN
TREND BULGARIA EAD	10,876,000
THE GLASS CO. EOOD	5,655,000
VID GLASS 1 OOD	1,422,000
DUERRE ENGINEERING OOD	984,000
ARISTA HOUMS EOOD	445,000
ARABELA 2009 OOD	395,000
VETROREZINA BALKAN EOOD	359,000
MORANO OOD	317,000
DIONIS OOD	274,000
SATELIT GLAS EOOD	271,000

The 10 largest companies in terms of total revenue in sector Manufacture and processing of other glass, including technical glassware earned total revenue of BGN 20,998,000 and accounted for 0.74% of the industry's total revenue.

**TOP COMPANIES BY TOTAL REVENUE IN THE INDUSTRY
MANUFACTURE OF GLASS FIBRES WERE:**

COMPANY	BGN
BULGARSKI BERGMAN AD	616,000
SIMAT AD	12,000

The largest companies in terms of total revenue in sector Manufacture of glass fibres earned total revenue of BGN 628,000 and accounted for 0.02% of the industry's total revenue.

**TOP 10 COMPANIES BY TOTAL REVENUE IN THE INDUSTRY
SHAPING AND PROCESSING OF FLAT GLASS WERE:**

COMPANY	BGN
SISECAM AUTOMOTIVE BULGARIA EAD	102,890,000
GLASSPROEKT EOOD	12,066,000
STAKLOPAKET TA EOOD	9,713,000
KRYSTAL GLASS EOOD	5,726,000
GLASSCO OOD	5,724,000
KLER-D EOOD	5,320,000
MT PLAST EOOD	4,698,000
BUL IT GLASS OOD	4,515,000
KEM GLASS EOOD	4,192,000
DAKS 96 OOD	3,457,000

The 10 largest companies in terms of total revenue in sector Shaping and processing of flat glass earned total revenue of BGN 158,301,000 and accounted for 5.59% of the industry's total revenue.

**TOP 10 COMPANIES BY TOTAL REVENUE IN THE INDUSTRY
MANUFACTURE OF HOLLOW GLASS WERE:**

COMPANY	BGN
BA GLASS BULGARIA AD	220,673,000
PASABAHCE BULGARIA EAD	189,087,000
RUBIN TRADING AD EAD	62,872,000
NEW GLASS EAD	41,243,000
ECOPRINT GLASS OOD	7,854,000
ATMAR GRUP OOD	655,000
GLAS-KOMERS OOD	622,000

INHOM OOD	560,000
RUBIN INVEST AD	108,000
SINEKS OOD	74,000

The 10 largest companies in terms of total revenue in sector Manufacture of hollow glass earned total revenue of BGN 523,748,000 and accounted for 18.49% of the industry's total revenue.

TOP COMPANIES BY TOTAL REVENUE IN THE INDUSTRY MANUFACTURE OF FLAT GLASS WERE:

COMPANY	BGN
TRAKYA GLASS BULGARIA EAD	271,370,000

The largest companies in terms of total revenue in sector Manufacture of flat glass earned total revenue of BGN 271,370,000 and accounted for 9.58% of the industry's total revenue.

TOP 10 COMPANIES BY TOTAL REVENUE IN THE FIELD PRODUCTION OF ABRASIVE PRODUCTS WERE:

COMPANY	BGN
SUPERABRASIVE EOOD	21,635,000
ZAI AD	6,087,000
ABRAZIVNI INSTRUMENTI SN EOOD	3,521,000
DAYMAND TUJUL SAPLAY BG EOOD	3,032,000
BULFLEX & CO OOD	1,961,000
IMN ABRASIVE OOD	1,462,000
T BLOK EOOD	1,310,000
ABRASIVI BULGARIA OOD	1,240,000
PRIMEX ENGINEERING EOOD	219,000
ABRAZIV BULGARIA EOOD	176,000

The 10 largest companies in terms of total revenue in sector Production of abrasive products earned total revenue of BGN 40,643,000 and accounted for 1.43% of the industry's total revenue.

TOP 10 COMPANIES BY TOTAL REVENUE IN THE SECTOR MANUFACTURE OF LIME AND PLASTER WERE:

COMPANY	BGN
OGNYANOVO-K AD	30,595,000
CALCIT AD	18,769,000
GIPS AD	4,965,000
SMA MINERAL BURGAS VAR EOOD	4,048,000
KARIERI I VARODOBIV AD	2,304,000
KALCIT EOOD	1,938,000
NOVA VAROVA KOMPANIA EOOD	1,815,000
ECO GIPS EOOD	1,370,000
TAMARA 91 IVAN NIKOLCHEV ET	848,000
TAMARA 2009 OOD	739,000

The 10 largest companies in terms of total revenue in sector Manufacture of lime and plaster earned total revenue of BGN 67,391,000 and accounted for 2.38% of the industry's total revenue.

TOP COMPANIES BY TOTAL REVENUE IN THE MARKET MANUFACTURE OF CEMENT WERE:

COMPANY	BGN
DEVNYA CEMENT AD	134,061,000
HOLCIM BULGARIA AD	78,726,000
ZLATNA PANEGA CEMENT AD	75,354,000
VULKAN CEMENT AD	26,766,000

The largest companies in terms of total revenue in sector Manufacture of cement earned total revenue of BGN 314,907,000 and accounted for 11.12% of the industry's total revenue.

TOP 10 COMPANIES BY TOTAL REVENUE IN THE MARKET CUTTING, SHAPING AND FINISHING OF STONE WERE:

COMPANY	BGN
MONOLIT 1994 EOOD	7,543,000
HB MINERALS OOD	7,013,000
POPCHEV STONE DESIGN EOOD	4,132,000
HEMUS - M AD	3,729,000
TZERKEZOV OOD	3,164,000
YOTOV STOUN EOOD	2,796,000
GRANITEX IV EOOD	2,367,000
PREDSEDNIK OOD	2,336,000
STONE CENTER GROUP OOD	2,246,000
PAPADOPULOS I SIN OOD	1,838,000

The 10 largest companies in terms of total revenue in sector Cutting, shaping and finishing of stone earned total revenue of BGN 37,164,000 and accounted for 1.31% of the industry's total revenue.

TOP 10 COMPANIES BY TOTAL REVENUE IN THE INDUSTRY MANUFACTURE OF OTHER NON-METALLIC MINERAL PRODUCTS N.E.C. WERE:

COMPANY	BGN
IMERYS MINERALS BULGARIA AD	16,054,000
STILI ROAD EOOD	15,784,000
BORO TERACOL OOD	15,538,000
AGROMAH PRODUCTION EOOD	13,098,000
TERAZID EOOD	11,221,000
PROJECT STROY 1 EOOD	10,826,000
ISOLA PETROV EOOD	10,319,000
PATSTROYENGINEERING AD	10,046,000
CHEMICAL PRODUCTS OOD	6,749,000
EVROPAT 2005LTD OOD	6,300,000

The 10 largest companies in terms of total revenue in sector Manufacture of other non-metallic mineral products n.e.c. earned total revenue of BGN 115,935,000 and accounted for 4.09% of the industry's total revenue.

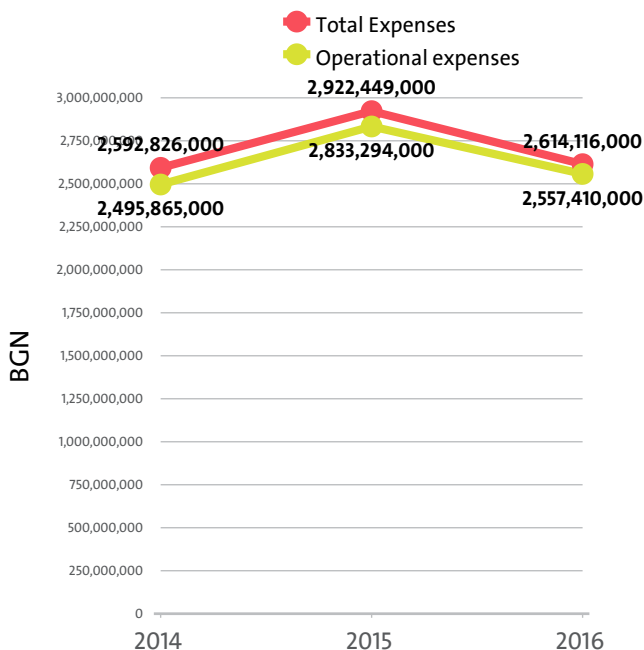
PRODUCTION SALES FIGURES FOR MANUFACTURE OF OTHER NON-METALLIC MINERAL PRODUCTS IN 2016

SECTOR	SALES IN BGN	INCL. SALES ON THE DOMESTIC MARKET IN BGN	INCL. EXPORTS IN BGN
MANUFACTURE OF HOLLOW GLASS	417,767,010	88,432,620	329,335,000
MANUFACTURE OF CEMENT	270,421,940	222,534,890	47,887,000
MANUFACTURE OF READY-MIXED CONCRETE	251,111,470	251,038,470	73,000
MANUFACTURE OF FLAT GLASS	216,819,000	38,442,690	178,376,000
MANUFACTURE OF CERAMIC TILES AND FLAGS	195,768,000	61,184,000	134,584,000

SHAPING AND PROCESSING OF FLAT GLASS	145,004,000	51,584,000	93,420,000
MANUFACTURE OF OTHER NON-METALLIC MINERAL PRODUCTS N.E.C.	107,350,770	87,257,770	20,093,000
MANUFACTURE OF CONCRETE PRODUCTS FOR CONSTRUCTION PURPOSES	107,027,280	100,386,310	6,641,000
MANUFACTURE OF PLASTER PRODUCTS FOR CONSTRUCTION PURPOSES	86,407,000	43,343,000	43,064,000
MANUFACTURE OF LIME AND PLASTER	62,418,000	57,631,000	4,787,000
MANUFACTURE OF CERAMIC SANITARY FIXTURES	55,659,000	7,181,000	48,478,000
CUTTING, SHAPING AND FINISHING OF STONE	51,789,000	36,492,000	15,297,000
MANUFACTURE OF OTHER ARTICLES OF CONCRETE, PLASTER AND CEMENT	41,543,000	36,373,000	5,170,000
MANUFACTURE OF BRICKS, TILES AND CONSTRUCTION PRODUCTS, IN BAKED CLAY	37,944,000	37,728,000	216,000
PRODUCTION OF ABRASIVE PRODUCTS	35,354,000	5,106,000	30,248,000
MANUFACTURE OF OTHER TECHNICAL CERAMIC PRODUCTS	33,545,000	468,000	33,077,000
MANUFACTURE OF MORTARS	26,976,000	21,899,000	5,077,000
MANUFACTURE OF REFRACTORY PRODUCTS	24,580,000	9,408,000	15,172,000
MANUFACTURE AND PROCESSING OF OTHER GLASS, INCLUDING TECHNICAL GLASSWARE	15,272,740	2,205,000	13,068,000
MANUFACTURE OF OTHER CERAMIC PRODUCTS	1,755,000	1,510,000	245,000
MANUFACTURE OF CERAMIC HOUSEHOLD AND ORNAMENTAL ARTICLES	355,000	325,000	30,000
MANUFACTURE OF GLASS FIBRES	301,000	301,000	0
MANUFACTURE OF CERAMIC INSULATORS AND INSULATING FITTINGS	244,000	244,000	0

IV. EXPENSES

The combined costs of the companies in the Manufacture of other non-metallic mineral products industry reached BGN 2,614,116,000 in 2016.



In annual terms, total expenses decreased by 10.55%

compared to 2015 and increased by 0.82% in comparison to 2014.

The total operating expenses of the companies in the Manufacture of other non-metallic mineral products industry were BGN 2,557,410,000 in 2016.

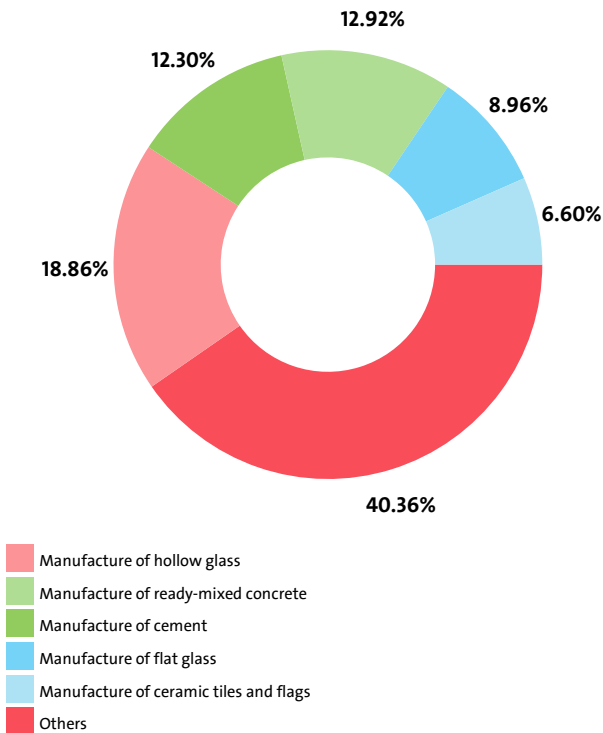
Operating costs decreased by 9.74% compared with the previous year and grew by 2.47% when compared to 2014.

We expect, based on the trend in the last three years, the total costs of the Manufacture of other non-metallic mineral products industry to change at a compound annual growth rate (CAGR) of 0.41% in 2017.

TOTAL COSTS BY SECTORS

RANK	SECTOR	TOTAL COSTS (BGN)
1	MANUFACTURE OF HOLLOW GLASS	492,903,000
2	MANUFACTURE OF READY-MIXED CONCRETE	337,805,000
3	MANUFACTURE OF CEMENT	321,430,000
4	MANUFACTURE OF FLAT GLASS	234,335,000
5	MANUFACTURE OF CERAMIC TILES AND FLAGS	172,630,000
6	MANUFACTURE OF OTHER NON-METALLIC MINERAL PRODUCTS N.E.C.	168,084,000
7	SHAPING AND PROCESSING OF FLAT GLASS	161,365,000
8	MANUFACTURE OF CONCRETE PRODUCTS FOR CONSTRUCTION PURPOSES	146,108,000
9	MANUFACTURE OF PLASTER PRODUCTS FOR CONSTRUCTION PURPOSES	94,233,000
10	CUTTING, SHAPING AND FINISHING OF STONE	81,735,000
11	MANUFACTURE OF CERAMIC SANITARY FIXTURES	77,497,000
12	MANUFACTURE OF LIME AND PLASTER	65,198,000
13	MANUFACTURE OF OTHER ARTICLES OF CONCRETE, PLASTER AND CEMENT	57,744,000
14	MANUFACTURE OF MORTARS	45,621,000
15	MANUFACTURE OF BRICKS, TILES AND CONSTRUCTION PRODUCTS, IN BAKED CLAY	37,968,000
16	PRODUCTION OF ABRASIVE PRODUCTS	33,294,000
17	MANUFACTURE OF OTHER TECHNICAL CERAMIC PRODUCTS	32,513,000
18	MANUFACTURE OF REFRACTORY PRODUCTS	24,105,000
19	MANUFACTURE AND PROCESSING OF OTHER GLASS, INCLUDING TECHNICAL GLASSWARE	22,157,000
20	MANUFACTURE OF OTHER CERAMIC PRODUCTS	4,567,000
21	MANUFACTURE OF CERAMIC HOUSEHOLD AND ORNAMENTAL ARTICLES	1,666,000
22	MANUFACTURE OF GLASS FIBRES	751,000
23	MANUFACTURE OF CERAMIC INSULATORS AND INSULATING FITTINGS	406,000
24	MANUFACTURE OF FIBRE CEMENT	1,000

INDUSTRY'S TOTAL COSTS STRUCTURE BY SECTORS

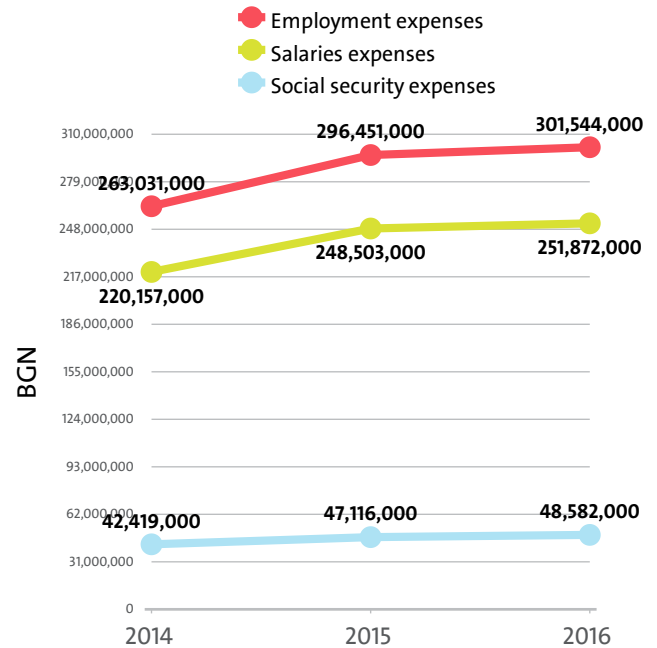


Shaping and processing of flat glass marked the highest annual rise in total expenses, of 121.62%, while total expenses fell the most, by 93.33%, for Manufacture of fibre cement.

In terms of operating expenses, the highest increase, of 122.38%, was recorded by the Shaping and processing of flat glass sector. The sharpest drop was posted by Manufacture of fibre cement - 93.33%.

The biggest spenders in the industry, with costs of over 10% of industry's costs, numbered 20, including ATMIX OOD, NEW GLASS EAD, BAUMIT BULGARIA EOOD, HOLCIM BULGARIA AD, KAST FUTURA - BG EOOD. The medium spenders, or those in the 5% and 10% range count 15 and include MAPEI BULGARIA EOOD, ROEFIX EOOD, GLOBUS BUILD EOOD, AGROMAH PRODUCTION EOOD, KERAMIKA BURGAS AD. Below 5% threshold are 1,293 companies, including IRIN-MRAMOR AD, ASFALT BURGAS EOOD, SLAVOV GLAS EOOD, UNI-KAT OOD, ART GLAS STUDIO SVETLANA OOD.

Employment expenses in the Manufacture of other non-metallic mineral products industry rose by 1.72% on the year to BGN 301,544,000 in 2016.



The highest growth in labour costs, of 113.21%, was registered by Shaping and processing of flat glass, while Manufacture of flat glass marked the sharpest fall, of 63.93%.

The monthly costs per employee in the Manufacture of other non-metallic mineral products industry averaged BGN 1,210 in 2016, BGN 1,059 in 2015 and BGN 1,056 in 2014.

The monthly social security costs per employee in the industry averaged BGN 195 in 2016, versus BGN 168 in 2015 and BGN 170 in 2014.

EMPLOYMENT EXPENSES IN MANUFACTURE OF OTHER NON-METALLIC MINERAL PRODUCTS BY SECTORS IN 2016

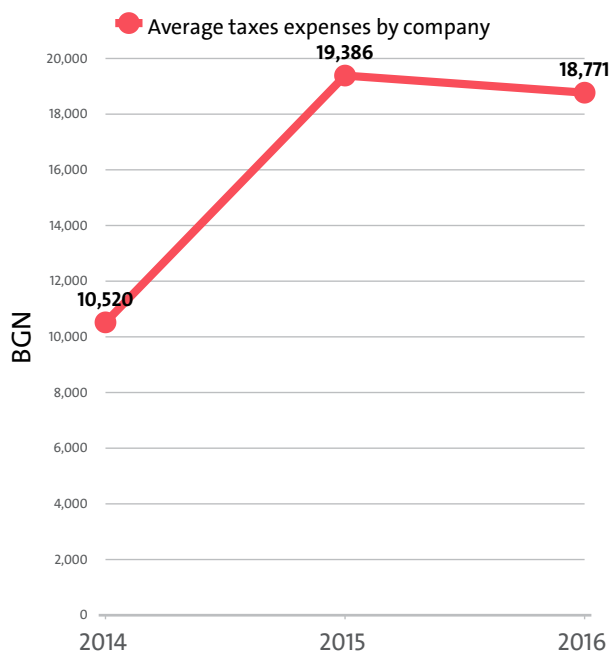
RANK	SECTOR	EMPLOYMENT EXPENSES (BGN)	AVERAGE EXPENSES PER EMPLOYEE (BGN)
1	MANUFACTURE OF HOLLOW GLASS	56,477,000	19,112
2	MANUFACTURE OF READY-MIXED CONCRETE	31,432,000	9,807
3	MANUFACTURE OF OTHER NON-METALLIC MINERAL PRODUCTS N.E.C.	25,069,000	14,474
4	MANUFACTURE OF CONCRETE PRODUCTS FOR CONSTRUCTION PURPOSES	24,522,000	13,349
5	MANUFACTURE OF CEMENT	24,082,000	30,254
6	MANUFACTURE OF CERAMIC TILES AND FLAGS	23,657,000	14,851
7	SHAPING AND PROCESSING OF FLAT GLASS	15,526,000	12,092
8	CUTTING, SHAPING AND FINISHING OF STONE	15,343,000	9,265
9	MANUFACTURE OF CERAMIC SANITARY FIXTURES	13,982,000	15,051
10	MANUFACTURE OF FLAT GLASS	10,584,000	21,959
11	MANUFACTURE OF LIME AND PLASTER	10,130,000	13,634
12	MANUFACTURE OF PLASTER PRODUCTS FOR CONSTRUCTION PURPOSES	9,099,000	31,484
13	PRODUCTION OF ABRASIVE PRODUCTS	7,632,000	16,555
14	MANUFACTURE OF OTHER ARTICLES OF CONCRETE, PLASTER AND CEMENT	7,091,000	13,329
15	MANUFACTURE OF BRICKS, TILES AND CONSTRUCTION PRODUCTS, IN BAKED CLAY	6,699,000	11,732
16	MANUFACTURE OF REFRACTORY PRODUCTS	5,532,000	12,925
17	MANUFACTURE OF OTHER TECHNICAL CERAMIC PRODUCTS	5,043,000	10,892
18	MANUFACTURE OF MORTARS	4,091,000	17,943

19	MANUFACTURE AND PROCESSING OF OTHER GLASS, INCLUDING TECHNICAL GLASSWARE	3,156,000	13,041
20	MANUFACTURE OF OTHER CERAMIC PRODUCTS	1,248,000	6,534
21	MANUFACTURE OF CERAMIC HOUSEHOLD AND ORNAMENTAL ARTICLES	603,000	7,094
22	MANUFACTURE OF GLASS FIBRES	426,000	7,745
23	MANUFACTURE OF CERAMIC INSULATORS AND INSULATING FITTINGS	120,000	8,000
24	MANUFACTURE OF FIBRE CEMENT	0	0

THE TOP 10 COMPANIES BY AVERAGE MONTHLY COSTS PER EMPLOYEE IN THE INDUSTRY

RANK	COMPANY	BGN
1	BUILD RENT BG AD	3,847
2	ISOMAX - BAYCHEV EOOD	3,526
3	GLOBUS GROUP EOOD	3,375
4	KNAUF BULGARIA EOOD	3,301
5	DE LARTES OOD	3,000
6	BAUMIT BULGARIA EOOD	2,994
7	NMT TRADING EOOD	2,958
8	DEVNYA CEMENT AD	2,876
9	THE GLASS CO. EOOD	2,846
10	WIENERBERGER EOOD	2,806

The industry's tax expenses stood at BGN 24,928,000 in 2016. In 2015 it paid taxes of BGN 26,598,000. In 2014 the industry paid BGN 14,297,000 in taxes.



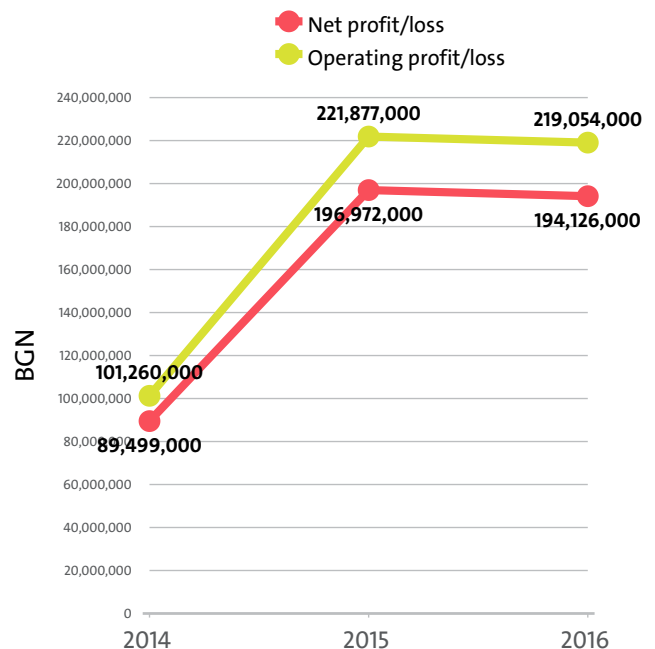
EXPENSES ON TAXES BY SECTORS

RANK	SECTOR	BGN	Y/Y CHANGE
1	MANUFACTURE OF CERAMIC TILES AND FLAGS	5,896,000	131.58%
2	MANUFACTURE OF HOLLOW GLASS	3,962,000	167.88%
3	MANUFACTURE OF FLAT GLASS	3,725,000	32.85%
4	SHAPING AND PROCESSING OF FLAT GLASS	2,006,000	536.83%
5	MANUFACTURE OF READY-MIXED CONCRETE	1,828,000	-16.80%
6	MANUFACTURE OF OTHER NON-METALLIC MINERAL PRODUCTS N.E.C.	1,138,000	-83.91%
7	MANUFACTURE OF OTHER ARTICLES OF CONCRETE, PLASTER AND CEMENT	964,000	190.36%
8	MANUFACTURE OF BRICKS, TILES AND CONSTRUCTION PRODUCTS, IN BAKED CLAY	940,000	34.09%

9	MANUFACTURE OF PLASTER PRODUCTS FOR CONSTRUCTION PURPOSES	871,000	-3003.33%
10	PRODUCTION OF ABRASIVE PRODUCTS	804,000	-10.96%
11	CUTTING, SHAPING AND FINISHING OF STONE	736,000	-17.40%
12	MANUFACTURE OF REFRACTORY PRODUCTS	627,000	28.48%
13	MANUFACTURE OF CONCRETE PRODUCTS FOR CONSTRUCTION PURPOSES	546,000	-53.13%
14	MANUFACTURE OF LIME AND PLASTER	505,000	36.49%
15	MANUFACTURE OF CERAMIC SANITARY FIXTURES	200,000	106.19%
16	MANUFACTURE AND PROCESSING OF OTHER GLASS, INCLUDING TECHNICAL GLASSWARE	161,000	11.81%
17	MANUFACTURE OF OTHER TECHNICAL CERAMIC PRODUCTS	111,000	27.59%
18	MANUFACTURE OF MORTARS	68,000	134.48%
19	MANUFACTURE OF OTHER CERAMIC PRODUCTS	37,000	32.14%
20	MANUFACTURE OF CERAMIC HOUSEHOLD AND ORNAMENTAL ARTICLES	22,000	175.00%
21	MANUFACTURE OF CERAMIC INSULATORS AND INSULATING FITTINGS	2,000	-75.00%
22	MANUFACTURE OF FIBRE CEMENT	0	N/A
23	MANUFACTURE OF GLASS FIBRES	0	-100.00%
24	MANUFACTURE OF CEMENT	-221,000	-104.45%

V. PROFITABILITY

The industry's net profit amounted to BGN 194,126,000 in 2016, compared to a net profit of BGN 196,972,000 in 2015 and a net profit of BGN 89,499,000 in 2014.



TOP 10 COMPANIES BY HIGHEST NET PROFIT IN MANUFACTURE OF OTHER NON-METALLIC MINERAL PRODUCTS

RANK	COMPANY	BGN
1	TRAKYA GLASS BULGARIA EAD	33,310,000
2	KHAN ASPARUH AD	30,120,000
3	BA GLASS BULGARIA AD	16,527,000
4	KHAN OMURTAG AD	15,499,000
5	SISECAM AUTOMOTIVE BULGARIA EAD	13,503,000
6	STILI ROAD EOOD	9,592,000

7	WIENERBERGER EOOD	9,061,000
8	PASABAHCE BULGARIA EAD	8,948,000
9	HOLCIM BULGARIA AD	7,983,000
10	SUPERABRASIVE EOOD	5,391,000

TOP COMPANIES BY HIGHEST NET LOSS IN MANUFACTURE OF OTHER NON-METALLIC MINERAL PRODUCTS

RANK	COMPANY	BGN
1	DEVNYA CEMENT AD	13,912,000
2	ZPSV EOOD	3,641,000
3	XELLA BULGARIA EOOD	1,871,000
4	ZLATNA PANEGA BETON EOOD	1,672,000
5	DURA-TILES BG AD	1,314,000

The combined operating earnings of the companies in the Manufacture of other non-metallic mineral products field decreased by 1.27% y/y to BGN 219,054,000 in 2016.

OPERATING PROFIT/LOSS BY SECTORS (BGN)

SECTOR	2016	2015	2014
MANUFACTURE OF CERAMIC TILES AND FLAGS	54,367,000	43,915,000	47,318,000
MANUFACTURE OF FLAT GLASS	37,035,000	23,670,000	-851,000
MANUFACTURE OF HOLLOW GLASS	30,884,000	-21,494,000	488,000
MANUFACTURE OF OTHER NON-METALLIC MINERAL PRODUCTS N.E.C.	21,692,000	74,310,000	26,273,000
SHAPING AND PROCESSING OF FLAT GLASS	19,564,000	3,456,000	2,684,000
MANUFACTURE OF READY-MIXED CONCRETE	9,757,000	15,491,000	6,243,000
MANUFACTURE OF PLASTER PRODUCTS FOR CONSTRUCTION PURPOSES	8,300,000	-459,000	-2,736,000
MANUFACTURE OF OTHER ARTICLES OF CONCRETE, PLASTER AND CEMENT	8,211,000	3,212,000	5,787,000
PRODUCTION OF ABRASIVE PRODUCTS	7,869,000	9,601,000	4,789,000
MANUFACTURE OF BRICKS, TILES AND CONSTRUCTION PRODUCTS, IN BAKED CLAY	6,882,000	2,305,000	447,000
CUTTING, SHAPING AND FINISHING OF STONE	5,996,000	7,040,000	-3,136,000
MANUFACTURE OF REFRACTORY PRODUCTS	5,946,000	4,944,000	2,586,000
MANUFACTURE OF LIME AND PLASTER	4,340,000	-616,000	-361,000
MANUFACTURE OF CONCRETE PRODUCTS FOR CONSTRUCTION PURPOSES	2,676,000	9,463,000	2,567,000
MANUFACTURE OF OTHER TECHNICAL CERAMIC PRODUCTS	1,227,000	957,000	2,092,000
MANUFACTURE AND PROCESSING OF OTHER GLASS, INCLUDING TECHNICAL GLASSWARE	916,000	1,588,000	1,533,000
MANUFACTURE OF CERAMIC HOUSEHOLD AND ORNAMENTAL ARTICLES	214,000	107,000	29,000
MANUFACTURE OF OTHER CERAMIC PRODUCTS	196,000	-1,047,000	75,000
MANUFACTURE OF MORTARS	127,000	-10,000	49,000
MANUFACTURE OF CERAMIC INSULATORS AND INSULATING FITTINGS	16,000	-3,000	1,196,000
MANUFACTURE OF FIBRE CEMENT	0	1,000	22,000
MANUFACTURE OF GLASS FIBRES	-123,000	-5,000	-229,000
MANUFACTURE OF CERAMIC SANITARY FIXTURES	-515,000	-1,479,000	-11,126,000
MANUFACTURE OF CEMENT	-6,523,000	46,930,000	15,521,000

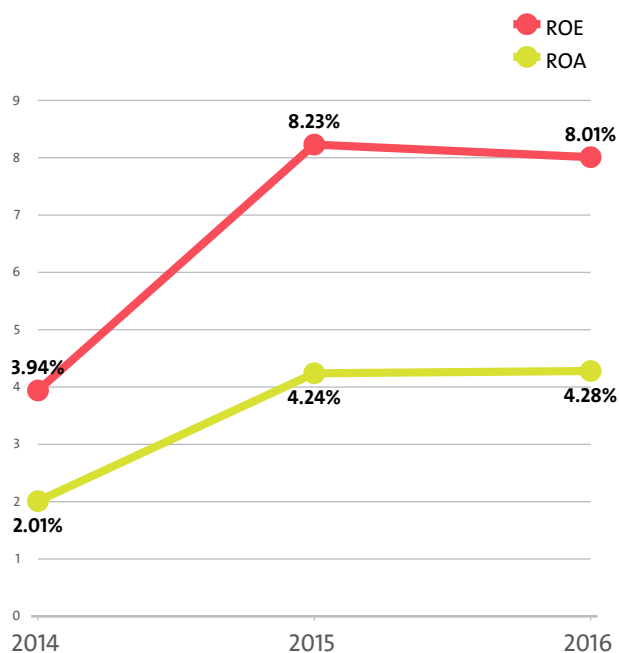
The profit margin for the Manufacture of other non-metallic mineral products industry stood at 7.82% in 2016, while in 2015 it amounted to 7.16% and 3.81% in 2014.

PROFIT MARGIN BY SECTORS

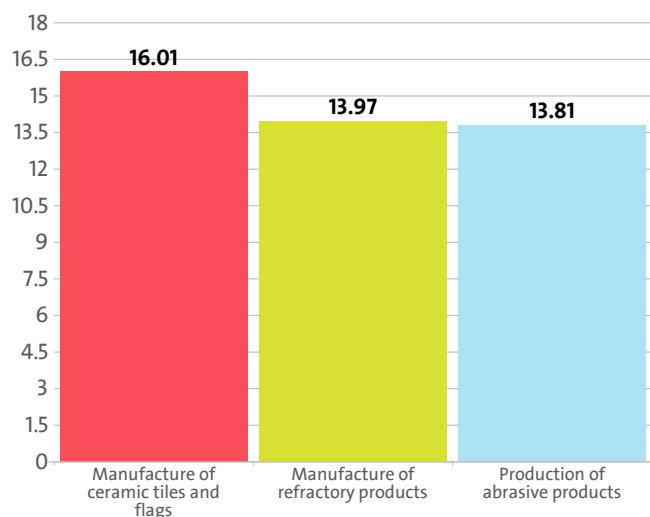
RANK	SECTOR	PROFIT MARGIN
1	MANUFACTURE OF CERAMIC TILES AND FLAGS	24.25%
2	MANUFACTURE OF REFRACTORY PRODUCTS	19.94%
3	PRODUCTION OF ABRASIVE PRODUCTS	19.40%
4	MANUFACTURE OF BRICKS, TILES AND CONSTRUCTION PRODUCTS, IN BAKED CLAY	15.37%
5	MANUFACTURE OF FLAT GLASS	13.65%
6	MANUFACTURE OF OTHER NON-METALLIC MINERAL PRODUCTS N.E.C.	12.80%
7	MANUFACTURE OF OTHER ARTICLES OF CONCRETE, PLASTER AND CEMENT	12.47%
8	MANUFACTURE OF CERAMIC HOUSEHOLD AND ORNAMENTAL ARTICLES	11.38%
9	SHAPING AND PROCESSING OF FLAT GLASS	10.83%
10	MANUFACTURE OF PLASTER PRODUCTS FOR CONSTRUCTION PURPOSES	8.14%
11	CUTTING, SHAPING AND FINISHING OF STONE	6.85%
12	MANUFACTURE OF LIME AND PLASTER	6.31%
13	MANUFACTURE OF HOLLOW GLASS	5.91%
14	MANUFACTURE OF OTHER CERAMIC PRODUCTS	4.12%
15	MANUFACTURE AND PROCESSING OF OTHER GLASS, INCLUDING TECHNICAL GLASSWARE	3.99%
16	MANUFACTURE OF CERAMIC INSULATORS AND INSULATING FITTINGS	3.79%
17	MANUFACTURE OF OTHER TECHNICAL CERAMIC PRODUCTS	3.64%
18	MANUFACTURE OF READY-MIXED CONCRETE	2.81%
19	MANUFACTURE OF CONCRETE PRODUCTS FOR CONSTRUCTION PURPOSES	1.81%
20	MANUFACTURE OF MORTARS	0.28%
21	MANUFACTURE OF FIBRE CEMENT	0.00%
22	MANUFACTURE OF CERAMIC SANITARY FIXTURES	-0.67%
23	MANUFACTURE OF CEMENT	-2.09%
24	MANUFACTURE OF GLASS FIBRES	-19.68%

The Manufacture of other non-metallic mineral products industry's return on equity (ROE) is 8.01% compared to 8.23% in 2015 and 3.94% in 2014.

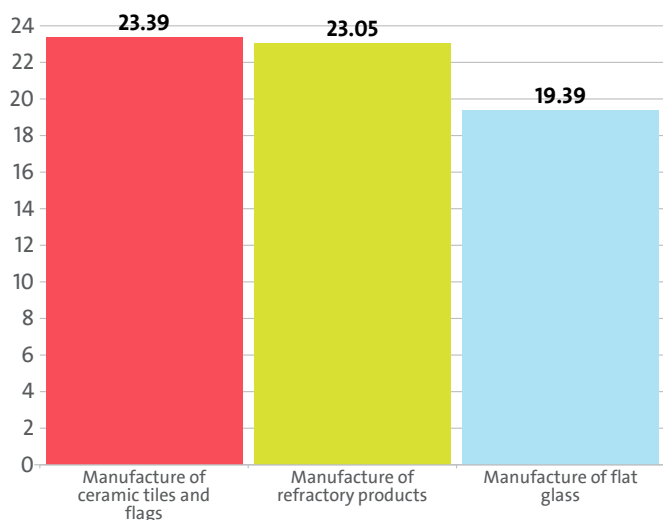
The Manufacture of other non-metallic mineral products' return on assets (ROA) was 4.28%, while in 2015 it amounted to 4.24% and 2.01% in 2014.



LEADING INDUSTRY'S SECTORS BY ROA



LEADING INDUSTRY'S SECTORS BY ROE



TOP 10 COMPANIES BY HIGHEST AVERAGE NET PROFIT PER EMPLOYEE IN MANUFACTURE OF OTHER NON-METALLIC MINERAL PRODUCTS

RANK	COMPANY	BGN	COMPANY HEADQUARTERS (CITY)
1	STILI ROAD EOOD	1,199,000	TOPOLI
2	DIMEKS OOD	296,000	VARNA
3	MIBU 17LTD EOOD	181,211	BURGAS
4	BUILD RENT BG AD	165,333	RUSE
5	SIGMAREF EOOD	145,483	TRUD
6	ATMIX BETON EOOD	118,778	SOFIA
7	GRAPHITE COMPLETE SOLUTIONS OOD	114,000	SANDANSKI
8	AB KOZIROG AD	112,500	KOZI ROG
9	WIENERBERGER EOOD	109,169	LUKOVIT
10	TAMARA 2009 OOD	106,000	OPITSVET

About 10.00% of the 10 leading companies in terms of net profit per employee are located in SANDANSKI, while 10.00% are OPITSVET-based and 10.00% are headquartered in SOFIA.

The average net sales revenue per employee in the Manufacture of other non-metallic mineral products industry amounted to BGN 125,851 in 2016, up by 2.02% compared to 2015 and up by 5.99% compared to 2014.

The industry's average operating revenue per employee increased by 1.42% year-on-year in 2016 to BGN 134,857. It went up by 5.36% compared to 2014.

The Manufacture of other non-metallic mineral products sector generated an average BGN 136,394 in total revenue per employee. In 2015 and 2014 the figure was BGN 134,906 and BGN 129,883, respectively.

The average total revenue per company in the Manufacture of other non-metallic mineral products industry fell to BGN 2,133,411 in 2016 from BGN 2,293,017 in 2015. The 2014 value was BGN 1,984,269.

A company in the Manufacture of other non-metallic mineral products market made on average a net sales revenue of BGN 1,968,503 in 2016, compared to BGN 2,096,729 in 2015 and BGN 1,814,048 in 2014.

The Manufacture of other non-metallic mineral products industry made 1.06% of the overall sales country-wide, decreasing its market share by 0.10 pp.

Operating profit per employee for the industry as a whole was BGN 10,546 in 2016. For comparison in 2015 it amounted to BGN 9,514 and BGN 9,514 in 2014.

THE TOP BY OPERATIONAL PROFIT PER EMPLOYEE IN MANUFACTURE OF OTHER NON-METALLIC MINERAL PRODUCTS

RANK	COMPANY	BGN
1	STILI ROAD EOOD	1,167,125
2	DIMEKS OOD	329,000
3	MIBU 17LTD EOOD	201,316
4	BUILD RENT BG AD	183,500
5	SIGMAREF EOOD	161,655

TOP 10 COMPANIES WITH HIGHEST CORRELATION OPERATING REVENUE - NUMBER OF EMPLOYEES - EMPLOYMENT EXPENSES*

RANK	COMPANY NAME	CORRELATION (BGN)
1	GLOBUS GROUP FOOD	1,745,500
2	DIMEKS OOD	1,626,000
3	ET GENIDI - GEORGI DIMITROV	1,010,000
4	GLOBUS BUILD EOOD	778,167
5	VAD INVEST OOD	741,333
6	BUILD RENT BG AD	732,000
7	HIMIPRO EOOD	697,333
8	NMT TRADING EOOD	680,000
9	LICATA BULGARIA OOD	664,000
10	TRAKYA GLASS BULGARIA EAD	540,994

*The correlation is calculated by subtracting the quotient of the operating profit, and the employment expenses to the number of employees.

AVERAGE REVENUES PER EMPLOYEE IN MANUFACTURE OF OTHER NON-METALLIC MINERAL PRODUCTS IN 2016

SECTOR	AVERAGE NET SALES REVENUE (BGN)	AVERAGE OPERATING REVENUE (BGN)	AVERAGE TOTAL REVENUE (BGN)	NUMBER OF EMPLOYEES
MANUFACTURE OF OTHER TECHNICAL CERAMIC PRODUCTS	72,577	72,873	72,873	463
MANUFACTURE OF REFRACTORY PRODUCTS	67,960	69,682	70,213	428
MANUFACTURE OF CERAMIC HOUSEHOLD AND ORNAMENTAL ARTICLES	18,729	22,118	22,118	85
MANUFACTURE OF CERAMIC INSULATORS AND INSULATING FITTINGS	27,200	28,133	28,133	15
MANUFACTURE OF CERAMIC SANITARY FIXTURES	77,140	82,813	82,865	929
MANUFACTURE OF OTHER CERAMIC PRODUCTS	21,141	24,901	24,937	191
MANUFACTURE OF OTHER ARTICLES OF CONCRETE, PLASTER AND CEMENT	119,803	123,791	123,976	532
MANUFACTURE OF MORTARS	196,715	200,057	200,649	228
MANUFACTURE OF READY-MIXED CONCRETE	98,755	108,156	108,444	3,205
MANUFACTURE OF PLASTER PRODUCTS FOR CONSTRUCTION PURPOSES	352,228	352,886	354,785	289
MANUFACTURE OF CONCRETE PRODUCTS FOR CONSTRUCTION PURPOSES	70,490	80,572	80,993	1,837
MANUFACTURE OF CERAMIC TILES AND FLAGS	134,537	140,734	142,497	1,593
MANUFACTURE OF BRICKS, TILES AND CONSTRUCTION PRODUCTS, IN BAKED CLAY	74,389	78,392	78,546	571
MANUFACTURE AND PROCESSING OF OTHER GLASS, INCLUDING TECHNICAL GLASSWARE	81,934	94,905	95,343	242
MANUFACTURE OF GLASS FIBRES	7,545	11,364	11,418	55
SHAPING AND PROCESSING OF FLAT GLASS	134,944	140,741	140,910	1,284
MANUFACTURE OF HOLLOW GLASS	164,196	176,748	177,254	2,955
MANUFACTURE OF FLAT GLASS	533,627	562,952	563,008	482
PRODUCTION OF ABRASIVE PRODUCTS	82,900	87,987	89,291	461
MANUFACTURE OF LIME AND PLASTER	86,533	92,603	93,591	743
MANUFACTURE OF CEMENT	372,161	392,497	395,612	796

CUTTING, SHAPING AND FINISHING OF STONE	45,819	52,834	52,978	1,656
MANUFACTURE OF OTHER NON-METALLIC MINERAL PRODUCTS N.E.C.	86,641	97,809	109,570	1,732

AVERAGE REVENUE PER COMPANY IN MANUFACTURE OF OTHER NON-METALLIC MINERAL PRODUCTS IN 2016

SECTOR	AVERAGE NET SALES REVENUE (BGN)	AVERAGE OPERATING REVENUE (BGN)	AVERAGE TOTAL REVENUE (BGN)	NUMBER OF COMPANIES
MANUFACTURE OF FLAT GLASS	128,604,000	135,671,500	135,685,000	2
MANUFACTURE OF CEMENT	59,248,000	62,485,600	62,981,400	5
MANUFACTURE OF HOLLOW GLASS	37,323,000	40,176,231	40,291,308	13
MANUFACTURE OF PLASTER PRODUCTS FOR CONSTRUCTION PURPOSES	33,931,333	33,994,667	34,177,667	3
MANUFACTURE OF CERAMIC TILES AND FLAGS	30,616,714	32,027,143	32,428,143	7
MANUFACTURE OF CERAMIC SANITARY FIXTURES	7,962,556	8,548,111	8,553,556	9
MANUFACTURE OF OTHER TECHNICAL CERAMIC PRODUCTS	5,600,500	5,623,333	5,623,333	6
SHAPING AND PROCESSING OF FLAT GLASS	2,707,313	2,823,625	2,827,016	64
MANUFACTURE OF REFRACTORY PRODUCTS	2,423,917	2,485,333	2,504,250	12
PRODUCTION OF ABRASIVE PRODUCTS	2,248,059	2,386,000	2,421,353	17
MANUFACTURE OF MORTARS	1,950,043	1,983,174	1,989,043	23
MANUFACTURE OF READY-MIXED CONCRETE	1,485,958	1,627,413	1,631,746	213
MANUFACTURE OF LIME AND PLASTER	1,461,227	1,563,727	1,580,409	44
MANUFACTURE OF BRICKS, TILES AND CONSTRUCTION PRODUCTS, IN BAKED CLAY	1,370,194	1,443,935	1,446,774	31
MANUFACTURE OF CONCRETE PRODUCTS FOR CONSTRUCTION PURPOSES	973,617	1,112,865	1,118,677	133
MANUFACTURE OF OTHER NON-METALLIC MINERAL PRODUCTS N.E.C.	877,556	990,678	1,109,801	171
MANUFACTURE OF OTHER ARTICLES OF CONCRETE, PLASTER AND CEMENT	732,586	756,977	758,103	87
MANUFACTURE AND PROCESSING OF OTHER GLASS, INCLUDING TECHNICAL GLASSWARE	472,095	546,833	549,357	42
MANUFACTURE OF GLASS FIBRES	207,500	312,500	314,000	2
CUTTING, SHAPING AND FINISHING OF STONE	262,547	302,744	303,567	289
MANUFACTURE OF CERAMIC INSULATORS AND INSULATING FITTINGS	81,600	84,400	84,400	5
MANUFACTURE OF OTHER CERAMIC PRODUCTS	40,788	48,040	48,111	99
MANUFACTURE OF CERAMIC HOUSEHOLD AND ORNAMENTAL ARTICLES	31,840	37,600	37,600	50
MANUFACTURE OF FIBRE CEMENT	1,000	1,000	1,000	1

The total indebtedness of the companies in the Manufacture of other non-metallic mineral products industry was BGN 2,006,044,000 versus BGN 2,131,235,000 a year ago. In 2014 the industry's indebtedness totalled BGN 2,082,505,000.

INDUSTRY'S INDEBTEDNESS BY SECTORS (BGN)

SECTOR	2016	2015	2014
MANUFACTURE OF HOLLOW GLASS	486,284,000	496,075,000	313,304,000
MANUFACTURE OF OTHER NON-METALLIC MINERAL PRODUCTS N.E.C.	247,563,000	297,228,000	285,051,000
MANUFACTURE OF FLAT GLASS	186,584,000	242,368,000	419,125,000
MANUFACTURE OF READY-MIXED CONCRETE	169,819,000	165,282,000	170,114,000
MANUFACTURE OF CEMENT	137,526,000	153,600,000	200,762,000
SHAPING AND PROCESSING OF FLAT GLASS	136,277,000	119,952,000	47,137,000
MANUFACTURE OF CONCRETE PRODUCTS FOR CONSTRUCTION PURPOSES	116,979,000	128,287,000	139,241,000
MANUFACTURE OF LIME AND PLASTER	109,775,000	108,971,000	44,181,000
MANUFACTURE OF CERAMIC TILES AND FLAGS	85,006,000	75,218,000	121,598,000
CUTTING, SHAPING AND FINISHING OF STONE	81,141,000	88,290,000	81,902,000
MANUFACTURE OF CERAMIC SANITARY FIXTURES	52,849,000	38,933,000	33,321,000
MANUFACTURE OF PLASTER PRODUCTS FOR CONSTRUCTION PURPOSES	52,842,000	73,742,000	61,959,000
MANUFACTURE OF BRICKS, TILES AND CONSTRUCTION PRODUCTS, IN BAKED CLAY	40,796,000	48,201,000	48,464,000
MANUFACTURE AND PROCESSING OF OTHER GLASS, INCLUDING TECHNICAL GLASSWARE	25,233,000	17,602,000	25,221,000
MANUFACTURE OF OTHER ARTICLES OF CONCRETE, PLASTER AND CEMENT	20,537,000	15,358,000	17,724,000
MANUFACTURE OF MORTARS	18,634,000	20,645,000	23,247,000
MANUFACTURE OF REFRACTORY PRODUCTS	14,717,000	15,131,000	16,615,000
MANUFACTURE OF OTHER TECHNICAL CERAMIC PRODUCTS	10,057,000	11,205,000	14,277,000
PRODUCTION OF ABRASIVE PRODUCTS	6,207,000	7,922,000	9,157,000
MANUFACTURE OF OTHER CERAMIC PRODUCTS	3,621,000	3,566,000	5,904,000
MANUFACTURE OF CERAMIC HOUSEHOLD AND ORNAMENTAL ARTICLES	2,126,000	1,329,000	2,349,000
MANUFACTURE OF GLASS FIBRES	1,423,000	1,027,000	625,000
MANUFACTURE OF CERAMIC INSULATORS AND INSULATING FITTINGS	42,000	1,017,000	1,192,000
MANUFACTURE OF FIBRE CEMENT	6,000	286,000	35,000

Debt-to-assets ratio of the companies in the industry is 0.44 in 2016. It was 0.46 in 2015 and 0.47 in 2014.

According to market experts, the greatest impact on the development of the Manufacture of other non-metallic mineral products industry has expenses for raw materials and external services. In 2016 it stood at BGN 1,625,979,000, according to the financial statements of the companies in the industry. In 2015 the figure was BGN 1,836,693,000 and BGN 1,632,578,000 in 2014.

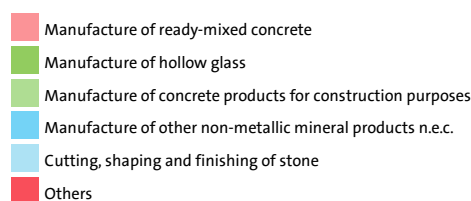
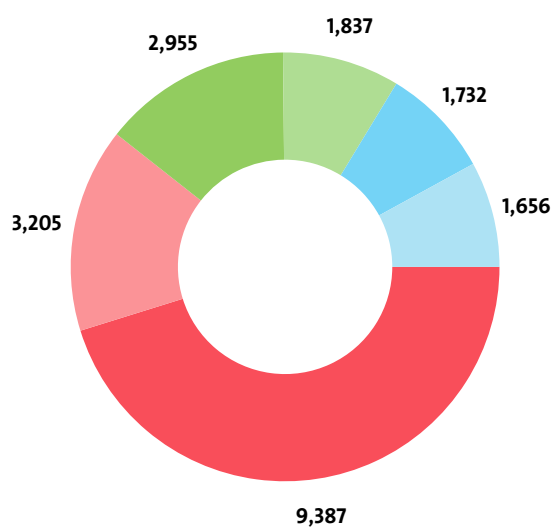
VI. EMPLOYMENT

A total of 20,772 people were employed in the Manufacture of other non-metallic mineral products industry at the end of 2016, compared to 23,320 in 2015 and 20,762 in 2014.

NUMBER OF EMPLOYEES BY INDUSTRY SECTORS

SECTOR	NUMBER	SHARE OF INDUSTRY TOTAL
MANUFACTURE OF READY-MIXED CONCRETE	3,205	15.43%
MANUFACTURE OF HOLLOW GLASS	2,955	14.23%
MANUFACTURE OF CONCRETE PRODUCTS FOR CONSTRUCTION PURPOSES	1,837	8.84%
MANUFACTURE OF OTHER NON-METALLIC MINERAL PRODUCTS N.E.C.	1,732	8.34%
CUTTING, SHAPING AND FINISHING OF STONE	1,656	7.97%
MANUFACTURE OF CERAMIC TILES AND FLAGS	1,593	7.67%
SHAPING AND PROCESSING OF FLAT GLASS	1,284	6.18%
MANUFACTURE OF CERAMIC SANITARY FIXTURES	929	4.47%
MANUFACTURE OF CEMENT	796	3.83%
MANUFACTURE OF LIME AND PLASTER	743	3.58%
MANUFACTURE OF BRICKS, TILES AND CONSTRUCTION PRODUCTS, IN BAKED CLAY	571	2.75%
MANUFACTURE OF OTHER ARTICLES OF CONCRETE, PLASTER AND CEMENT	532	2.56%
MANUFACTURE OF FLAT GLASS	482	2.32%
MANUFACTURE OF OTHER TECHNICAL CERAMIC PRODUCTS	463	2.23%
PRODUCTION OF ABRASIVE PRODUCTS	461	2.22%
MANUFACTURE OF REFRACTORY PRODUCTS	428	2.06%
MANUFACTURE OF PLASTER PRODUCTS FOR CONSTRUCTION PURPOSES	289	1.39%
MANUFACTURE AND PROCESSING OF OTHER GLASS, INCLUDING TECHNICAL GLASSWARE	242	1.17%
MANUFACTURE OF MORTARS	228	1.10%
MANUFACTURE OF OTHER CERAMIC PRODUCTS	191	0.92%
MANUFACTURE OF CERAMIC HOUSEHOLD AND ORNAMENTAL ARTICLES	85	0.41%
MANUFACTURE OF GLASS FIBRES	55	0.26%
MANUFACTURE OF CERAMIC INSULATORS AND INSULATING FITTINGS	15	0.07%
MANUFACTURE OF FIBRE CEMENT	0	0.00%

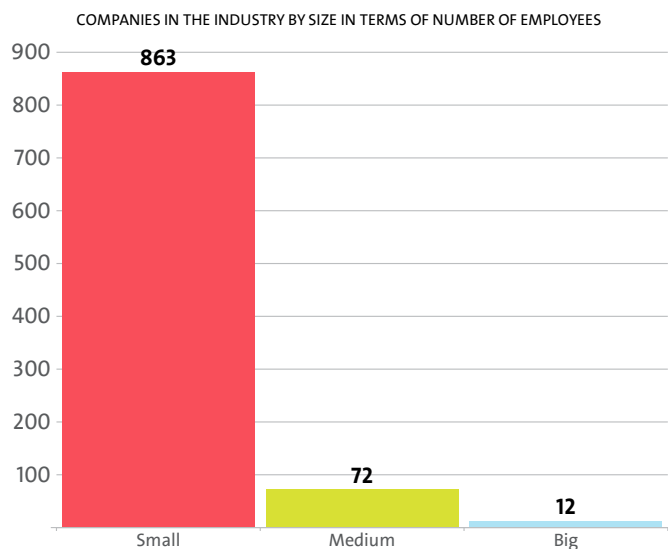
ALLOCATION OF EMPLOYEES BY INDUSTRY'S SECTORS



The analysis on companies' sizes by the number of

employees, shows that 863 firms have less than 50 employees*, 72 have between 50 and 250 employees* and 12 companies employ more than 250*.

* Companies without data in the number of employees at end of the year are not taken into consideration.



The employees of the leading 10 companies in terms of numbers make up 29.10% of the workforce in the industry in 2016.

TOP 10 COMPANIES BY SHARE IN INDUSTRY'S TOTAL NUMBER OF EMPLOYEES

RANK	COMPANY	NUMBER OF EMPLOYEES	SHARE
1	PASABAHCE BULGARIA EAD	1,117	5.38%
2	KHAN ASPARUH AD	856	4.12%
3	BA GLASS BULGARIA AD	713	3.43%
4	KHAN OMURTAG AD	559	2.69%
5	RUBIN TRADING AD EAD	514	2.47%
6	NEW GLASS EAD	501	2.41%
7	TRAKYA GLASS BULGARIA EAD	482	2.32%
8	ROCA BULGARIA AD	454	2.19%
9	KAST FUTURA - BG EOOD	452	2.18%
10	SISECAM AUTOMOTIVE BULGARIA EAD	396	1.91%

The Manufacture of other non-metallic mineral products industry is the 26th largest employer in the country with 20,772 employees with the largest employer being Retail trade, except of motor vehicles and motorcycles with 234,189 and Libraries, archives, museums and other cultural activities at the bottom with 54 employees.

The Manufacture of other non-metallic mineral products's share in the country's total employment was 0.90% in 2016, 1.17% in 2015 and 1.13% in 2014.

We expect, based on the trend in the last three years, the number of employees of the Manufacture of other non-metallic mineral products industry to change at a compound annual growth rate (CAGR) of 0.02% in 2017.

The industry is represented by the following companies

IRIN-MRAMOR AD
 ASFALT BURGAS EOOD
 SLAVOV GLAS EOOD
 UNI-KAT OOD
 ART GLAS STUDIO SVETLANA OOD
 BEEP KOMM OOD
 MERTTRANS METIN KENAN ET
 DUNAV BETON EOOD
 BETO BG EOOD
 KENDALOV I SIN -KENDALOV I S-IE SD
 RAL 202 EOOD
 NEC GROUP EOOD
 ET SUMATOHA
 CERAM COMMERCE OOD
 ET KUNTS-TODOR TODOROV
 IZOMA EOOD
 PETROSTIL OOD
 ORAMA-LITOS OOD
 ET LYUBO INS - ILIYA BOLGUROV
 MARSHAL MM AD
 KOLOR 93 MS OOD
 KEMI KREMENA DIMITROVA ET
 CERAMIX AD
 MAPEI BULGARIA EOOD
 ATMIX OOD
 DEVON - DONKA RAEVA ET
 BULGRANIT 2013 OOD
 VASANI EOOD
 JELEZNI BETONI 2014 EOOD
 VERGINA STOUN EOOD
 ABRAZIVNI INSTRUMENTI SN EOOD
 TRIMICH OOD
 GNAYS INTERNATSIONAL EOOD
 INIMA MITKA TODOROVA ET
 ALBA BETON OOD
 KAMAK DIZAIN EOOD
 DONA STOYANOVA EOOD
 ELEGANT DEANMIST DRAGANOV CHONEV I S IE SD
 ROADS AND BRIDGES PRO OOD
 PRESBETON EOOD
 RIDVAN AHMEDOV-62 EOOD
 ART STOUN OOD
 STEFAN DRAGANOVSKI ET
 RING OOD
 SILMES EOOD
 KEDI KOMERS EOOD
 NEW GLASS EAD
 PHOENIX EOOD
 USTRA - BETON OOD
 ARES 08 EOOD
 TROYAMIKA OOD
 MULTIKOLAR EOOD
 GB - 2014 AD
 TRANSPORT STROY AD
 PIRIN STONE OOD
 ECOSTROY COMPLECT EOOD
 OBJECT EOOD
 SD GARANT - PP PRODANOV SIE

GALENKOV OOD
 ET STOYCHO STOYCHEV
 BULGARSKA KERAMIKA OOD
 ARABELA GLAS TREYDING EOOD
 HELCOMARMI EOOD
 BULMEKS EOOD
 ROK 2005 OOD
 LYUBOMIR OPRENOV 59 EOOD
 HELI ARAGONIT OOD
 SHAMOT EL PE 2007 OOD
 GRIND LAB EOOD
 ET BORO - BOGOMIL DACHEV
 STAKLEN STIL EOOD
 ROEFIX EOOD
 MARTI BET EOOD
 STROYKERAMIKA OOD
 DANCHO TERZIEV - 69 ET
 ET SUVENIR - STOYAN STOYANOV
 NAIDEN ILIEV ET
 RUSENSKA STROITELNA KOMPANIYA AD
 SEKASTA - KRASIMIR YORDANOV ET
 KERAMIKA PLISKA I.P. AD
 ET RENI - GEORGI CHITANOV
 BKS NADEZHDA AD
 STROITELNA KOMPANIA ZAGORA EAD
 COMETECH OOD
 ET STABIL - HR HRISTOV
 FM-IPZ SMLTD EOOD
 DANIVES 3 EOOD
 GORSTROY 2002 OOD
 VTPG - KONSULT OOD
 TROYANSKA KERAMIKA KOOP.
 ATANASIS EOOD
 LEO BETON PRODUCTS EOOD
 IVETA M EOOD
 XEROS STROY EOOD
 STIL MRAMOR I GRANIT OOD
 KUNTS TN OOD
 KERT & KO OOD
 MONOLIT 1994 EOOD
 BUKI-57-ANGEL MANDZHUKOV ET
 VIZHAN 2011 OOD
 BETONSTIL OOD
 ET PLAMEN KOLCHEV
 ONIKS 57 EOOD
 RAZVITIE AD
 STIV 2010 EOOD
 PERFECT KERAMIK EOOD
 BOEV M S EOOD
 EOOD DZHAM 66
 RMA STRIMON EOOD
 STONE M DIZAIN EOOD
 TEHNOKOL EOOD
 TREND BULGARIA EAD
 EISENTRAUM OOD
 GLASTEK BG EOOD
 DENISIYA PLAS EOOD
 KERAMAT AD
 VETROREZINA BALKAN EOOD

KOTRAG EOOD
 BELLA BETON EOOD
 GLINENI FANTAZII EOOD
 ANTICHEN STIL EOOD
 GERSAM STOUN EOOD
 HRISI-M 16 EOOD
 ATELieto NA FEITE EOOD
 PAULA - M 2009 EOOD
 DRAGAZHNA KOMPANIA TIMOK OOD
 INERTPRODUKT ABG OOD
 TSOLERIDIS-STONE OOD
 BEDROK IVAN IVANOV ET
 BM TREYDING SMOLYAN EOOD
 EUROGLASS SOFIA EOOD
 EFTOL EOOD
 ELIT PLASTICKS EOOD
 KAMAK MRAMOR I GRANIT EOOD
 FIKS 2015 EOOD
 RELIKS VIBRO AD
 GLAS DIZAYN-VERZHINIYA VELCHEVA ET
 ET GID GENADI ILIEV
 CERAMIC TOYS EOOD
 PRIMEX ENGINEERING EOOD
 HADZHIEVI 5588 EOOD
 BULGARSKI BERGMAN AD
 CHAKMAK TASH OOD
 ET BIRTAN HARUN - BON SHANS
 KEDI EOOD
 INERT RESURS OOD
 DIEM MRAMOR I GRANIT EOOD
 BETONOVI IZDELIA - 97 OOD
 PATISHTA I KO
 DEN DIZAYN- E EOOD
 ET ANTIKA NOVE - KRASIMIRA STANCHEVA
 MARMODOM OOD
 RATEC OOD
 ET VSELENA 23 - VASKO MONCHEV
 UNIGLAS EOOD
 KOTOV KERAMIK EOOD
 HOROSAN 95 OOD
 ET IVAN TOTEV - 67
 NEDYALKO DELCHEV - MRAMOR RAY - GEORGI DELCEV ET
 DUERRE ENGINEERING OOD
 INTERNATIONAL COMPOSIT BG AD
 VITA FARM EOOD
 BOLGAR KERAMIK TROYAN EOOD
 INTERMERS EOOD
 FORMTREYDING OOD
 ET KRASI-90 - KRASIMIR DRAGANOV
 VIVA ART 8 OOD
 ET VESA - 90 - DANIEL STOYANOV
 TERASTONE OOD
 AIDALES 21 AD
 VAL KERAMIK EOOD
 AGROSTROY 07 OOD
 POINT EDNO OOD
 STROYPERFEKT EOOD
 ZPSV EOOD

BULTERRA S OOD
 TRONI ART 2006 EOOD
 BETON ARME EOOD
 STROITELNO MONTAZHEN KOMBINAT AYTOS OOD
 GRANIT MAR - 2008 EOOD
 ET IVAN RALEV
 COOL OOD
 VAD INVEST OOD
 BOZUR-72 EOOD
 ET FOKER-L.SIMEONOVA
 SPASKA SPASOVA ET
 TSEMEKO OOD
 MAREAS-NIKOLAY MAREV ET
 ISOLA PETROV EOOD
 ZSK OOD
 BULGLAS OOD
 NORTH EAST DEVELOPMENT OOD
 PETRA VEST OOD
 ET SPEKTAR 46 IPT IGNAT PETROV
 EVRODEKORT - 2008 EOOD
 ROSIMO EOOD
 ILIEV EOOD
 BETON CHEPELARE EOOD
 HELIOS-99 EOOD
 KRASIMIR SIMOV RILSKI ET
 ET HRISTO VASILEV - PELIKAN 2009
 8 YUNI 1500-PREVREN EOOD
 SITI BETON EOOD
 LESKO 57 EOOD
 ISKAR 2 EOOD
 GEOTON BETONOVI IZDELIA OOD
 CILKOV SK EOOD
 SKALGRAN EOOD
 DIANABETON OOD
 STAKLOPLASTIK AD
 VALER 66 EOOD
 KART-INVEST-GEORGI KARTALOV ET
 ALLA PRIMA EOOD
 ILINDENSKI MRAMOR OOD
 ET UNIVERSALSTROY-INZHENERING
 ALFA MIKS OOD
 DM2C EOOD
 GETSOVI 91 EOOD
 ASSET BILD OOD
 STIGESS EOOD
 ET DELYU SLAVOV
 YORK YORDAN KMETSKEI ET
 STONE FILLS OOD
 SIMAT AD
 ET PLAMEN PETROV - 777
 DYUNI YULIANA STANEVA ET
 ET KIRIL CHORBADZHYSKI- ARIEL K
 VMV TIM EOOD
 BAUMIT BULGARIA EOOD
 LICATA BULGARIA OOD
 ET RAYA - VENTSISLAV NIKOLOV
 MRAMOR RK 92 RACHO KOSTOV ET
 GRANITEX IV EOOD

VESKA KOLEVA ET
 IVIS - 2012 EOOD
 EVROPAT 2005LTD OOD
 STIVAL OOD
 KRISTAL GLASS EOOD
 VEDA VESELIN DAMYANOV ET
 BI SO EOOD
 TERSA 73 EOOD
 MINIRAL GRUP OOD
 TRANS - SVET 05 OOD
 NEVEN OOD
 DEVINA EOOD
 BVS - 15 OOD
 GLOBUS BUILD EOOD
 MERCOMMERCE EOOD
 KAMASHIT KERAMIK BULGARIA EOOD
 ORHIDEYA SDT OOD
 ET NIK - DETELINA KOLEVA
 YANEV 23 EOOD
 ART DIZAYN VELINA YOTOVA ET
 TOMSON EOOD
 VIBRO EOOD
 KIDEKS-68 EOOD
 STOUN ART 77 EOOD
 GLASMEN OOD
 ET KERAMIKS - HRISTO BARAMOV
 SABI 10 EOOD
 ET MARIAN MANDZHUKOV
 VALYAINVEST EOOD
 BONCHEVI EOOD
 M P N OOD
 ROSTET 2016 OOD
 DESIGN ART STUDIO - EKATERINA LACHOVA EOOD
 BALKANSTROI INVEST OOD
 KOREKTBEON EOOD
 TREMEKS BETON EOOD
 MORENA ART 2 EOOD
 ALINA-90 - ARSO ASENOV ET
 ART ROK EOOD
 KING STOUN 5 OOD
 AVA TERVEL EOOD
 ET MD NIKOLAY YANEV - ELEKTRIK
 ET KIRIL PETROV
 MINERALIOM OOD
 STARS CERAMICS EOOD
 ET VESELIN AYRENSKI
 CAMSTONE_COMMERCE EOOD
 ANGEL PANEV - SOFI ET
 EM PAK OOD
 TAMARA 91 IVAN NIKOLCHEV ET
 ECOMIX OOD
 INDUSTRIALEN TSENTAR TRAKIA AD
 ZP RADKOVA-KERAMIKA
 ET TSVETOMIR ENEV
 KAMINI ACCORD EOOD
 PREDSEDNIK OOD
 RAPIDO STROY OOD
 PROJECT STROY 1 EOOD
 ARTKERAMIKA NADEZHDA BORISOVA ET
 VID GLASS 1 OOD
 WOLFF & MUELLER MINERALS BULGARIA OOD
 STONE LUX EOOD
 JANAKIEV 09 OOD
 KEMI - D EOOD
 DIMANKOV EOOD

ART NOVA EOOD
 GLASSCO OOD
 MEGATER OOD
 MT PLAST EOOD
 DI AL GO OOD
 SMA MINERAL BURGAS VAR EOOD
 RAST OOD
 PAVITAL OOD
 ET DZHANI - YUSEIN AMEDOV
 EDI CERAMIK OOD
 NEONIKA OOD
 BRIZ 95 OOD
 INHOM OOD
 ET IVAN PESHLOV
 PERSENK INVEST OOD
 A GRUP 2015 EOOD
 INTIS-TRUD OOD
 NIKOKOP BG EOOD
 VIBRANKO BORYANA CHULINA ET
 BIBETON EOOD
 BG OPTIC EOOD
 ZAI AD
 RAIMAR EOOD
 HOLCIM BULGARIA AD
 ART STONE EOOD
 ET STEFANI 43 - STEFAN KRASTEV
 EM DZHI DIZAYN EOOD
 TIBT EOOD
 MANPOWER PERSON EOOD
 BIKSTON GEORGIEV EOOD
 BLISHEND EOOD
 ET POP ART DIZAIN - METODI POPOV
 ET TEMENUGA - LYUBEN VUCHKOV
 MONOLIT 2010 EOOD
 ECOPRINT GLASS OOD
 ET NIRA- RANGEL MARKOV
 ANT - MITKO MITEV ET
 TODOR PETKOV-TIP 24 ET
 DION - 94 EOOD
 GLASS EOOD
 AB KOZIROG AD
 TONCHEV I TONCHEV OOD
 VILI MISHEL 2 ANTONIY CHOBANOV ET
 ABRAZIV BULGARIA EOOD
 LUBISOL EOOD
 ET BORIS KOTSEV-MAYA
 ET CHUDNIYA MINERAL - EVGENI VULEV
 TRAFIK BETONI OOD
 DONEV STROI EOOD
 ET MARIN TSOICHEV
 DEKOR OOD
 VENUS - B CORP EAD
 IVANCHO IVANOV ET
 G-2 RUSEV EOOD
 REFRAN EOOD
 PAMET 88 EOOD
 TOLBI ART EOOD
 RUBIN INVEST AD
 CMK OOD
 ET SINIT-52 MLADEN YURUKOV
 UNISTROIIMAT OOD
 DEKORYUM OOD
 ET IVANKA NAKOVA
 BETHOR EOOD
 IVAL GLAS OOD

MAGMA EOOD
 NOVAKO BUILDING EOOD
 BORI EOOD
 AGROMAH PRODUCTION EOOD
 OBLITSOVACHNI KAMANI EOOD
 KRISMAR EOOD
 ARABELA 2009 OOD
 CHEMICAL PRODUCTS OOD
 KAST FUTURA - BG EOOD
 KANEVSTROY OOD
 B C B G OOD
 NOVA VAROVA KOMPANIA EOOD
 ELIOS-ELENA OSEVA ET
 NEW LITIC OOD
 T BLOK EOOD
 VODSTROY AD
 ET VIK ILIYA RAYKOV
 VASMAK 2014 EOOD
 ET HRIS 2000-ANTOANETA HRISTOVA
 PAVLOVI OOD
 BULMRAMOR OOD
 LEO STROY OOD
 STEFAN STOYCHEV ET
 DEKOR I STIL EOOD
 ANONS AVS EOOD
 SD BISA-4-STOYANOV I MECHKOV
 BETON 2 EOOD
 EM STROY 88 EOOD
 FIONA EVENTS OOD
 GLASES.BG EOOD
 KALINIA EOOD
 ART STOUN BG - SLIVEN EOOD
 KERAMIK - GT AD
 TECHCERAMIK-M AD
 MEGALIT - NIKOLAI BACHEV EOOD
 DIANATAK EOOD
 DANCO OOD
 RIMPEX OOD
 BALKANSERVICE EOOD
 GIPS I GLINA EOOD
 SOLID CONSULT DDD OOD
 ART SALYUSHAN EOOD
 ART KERAMIK ZANKOVA EOOD
 G V S FIBRO-GLASS EOOD
 GENERAL GANETSKI AD
 VALSTROY-HM OOD
 CERATECH GROUP EOOD
 EKO INGENERING EOOD
 TANCHEV - 79 EOOD
 HILSTAR EOOD
 MATHIOS AD
 VACHA 77 EOOD
 INSITO EOOD
 SFK - STROYKO EOOD
 ILIYAN ILIEV- 79 ET
 ASPHALTBAU EOOD
 BELL STON EOOD
 BETON 05 OOD
 TAMARA 2009 OOD
 TONA BONA OOD
 BULCORP OOD
 ALEKS GRANIT EOOD
 BG GRUP BETON 13 OOD
 MARIN BATUROV EOOD
 ET ZHELIAZKO STOYANOV - RUPETSA
 IVA 2015 DZZD

TOMOVSTROY EOOD
 DANTCHO-M ET
 NATURAL STONE EOOD
 KRISTON - D EOOD
 ET MAYANIS - YANCHO YANCHEV
 ET VAR KOMERS-IVAN TONEV K-K
 ET KAMI P PLAMEN KOSTOV
 ILIA SPIROV DIVEN ET
 AKVA BG OOD
 ENIMER EOOD
 BORYANA LYUBEN BARBANAKOV ET
 KATI EDAET AYZAZ ET
 BKS STROITEL EOOD
 MECHO-TVT EOOD
 BKS OOD
 GED - P EOOD
 GAMA - VALYU VALEV ET
 MEYA - 99 EOOD
 STROYMAT2002 EOOD
 PHOENIX STONE WORKS OOD
 FORUM 22 MARONOV EOOD
 BETONIK OOD
 PAPADOPULOV- J G EOOD
 BULKAM DEKOR OOD
 TMSI EOOD
 ET STONIKI 99 - STOYAN MIRCHEV
 YOTOV STOUN EOOD
 INTERSTATE OOD
 MRAMOR- 555- SAVOV EOOD
 REFRACTORY EOOD
 ET NAYDENA-NEVYANA SOMLEVA
 STROYRAYON 2006 EOOD
 INTERBETONI OOD
 DZZD NOEL-1
 EVROBETON OOD
 KRASIMIR STOYCHEV EOOD
 PENOBETON OOD
 KEDAR - 74 OOD
 VS PLAST EOOD
 RUBOLT AD
 ARMAKOMPOZIT EOOD
 VMK - ELMARK SLTD EOOD
 MAKSBEON OOD
 AGROSTROY - PRO EOOD
 BI TI PI EOOD
 MASTERKON EOOD
 THE GLASS CO. EOOD
 BETON DZHO- DZHO EOOD
 ET YAN 46 - YANCHO GENOV
 VOLODIA VELIKOV OOD
 TRANSMETAL EOOD
 KEROS BULGARIA EAD
 ET GRAMOVSKI- ANGEL EVTIMOV
 TURISTSTROY EOOD
 RADIANS BULGARIA EOOD
 INTERMAR - 90 EOOD
 ABS-STROY OOD
 KASHTA NA KAMAKA EOOD
 MRAMOR EOOD
 STOUN KVARTS EOOD
 ABRIS OOD
 STROIKOMERS - KATCAROV EOOD
 TERAZID EOOD
 OGOSTA AD
 'PLAM STEL' EOOD

BG BETON OOD	MORENA ART EOOD	ALEX PLANT EOOD	BISK OOD
ATILA STROI INVEST EOOD	NMT TRADING EOOD	TSOCHO TSONEVSKI ET	HABAG EOOD
KLIMENA MM EOOD	VULKAN EAD	DETIVA EOOD	GOLEM DIZAYN STUDIO EOOD
SPP 16 OOD	STROY I SNAB EOOD	ET KATYA-KRASIMIRA DIMOVA - IVAN NIKOLOV	STEKAR EOOD
MAVROVI I SIE BETON OOD	MAKA EOOD	STROYVAZHOD OOD	RUDANA 2005 OOD
PLAMEN DAMYANOV ET	ET ANDREY STRASHNIKOV - ARIS	ECO GIPS EOOD	ET KIDEKS-68 - KOSTADIN ATANASOV
SIGMAREF EOOD	MIBU 17LTD EOOD	ET KAMINI STIL MIROSLAV MARINOV	PRIMO GRANIT EOOD
UNIBET OOD	PETKO PETKOV 0101 EOOD	KISOV TRANS MIKS EOOD	STONE STYLE OOD
SPEKTAR KERAMIK OOD	FINKER EOOD	TRAKYA GLASS BULGARIA EAD	TRIGRUP SDK EOOD
TANQ-JASI OOD	SLIVEN BETON EOOD	DEK V2 EOOD	MONOLIT 2001 EOOD
DIMI 91 MRAMOR I GRANIT EOOD	SHAREN PETLYO EOOD	LIM RADZHOV EOOD	EF - ES 16 EOOD
BAUMIKS-BG AD	VENKO STOICHEV ET	ET MITKO ZHEKOV-D	ET BALTI-TUR KOMERS SVETOSLAV BALTADZHIEV
HEBARSTROY OOD	GUSHTERSKI I SIN EOOD	GREYS PLAMEN DZHAMBASOV ET	AKVA DAR 11 OOD
STAMBO 6 EOOD	BETON TSV OOD	ET GERANDZHIYSKI PLAMEN GERANDZHIYSKI	ELITSTROY OOD
POP ART - 27 EOOD	IBIS ART GLASS OOD	ISA BG AD	VIVAKER OOD
VASSILEVA STONE EOOD	ET TANEM-77 - TANER YUMER	MORANO OOD	MG GLAS OOD
VILI STIL 2005 OOD	POLI - PAVLINKA ZAHARIEVA ET	KERAMIK TSENTAR EOOD	ILUM EOOD
KERAM INVEST AD	POLIFORMETAL EOOD	ORIKS GLAS EOOD	ET KAZDRA 91 - ZDRAVKO PASHOV
ET RUMEN MINDROVSKI	DG STORY OOD	GRIYN DZHUNIAR EOOD	TSVETANOV - 2015 EOOD
IVKOM GLAS OOD	STELA KERESHKA ET	MECHTI OOD	ET NEDZHAHET ASANOV
ETSI V OOD	MEGA SHANS-7 EOOD	SI DIZAYN INZHENERING EOOD	GAMA M&G OOD
ET TRAKIYA - LIDIYA PENCHEVA	GAPPA ART EOOD	ISOMAX - BAYCHEV EOOD	DIMS - PLAMEN STEFANOV ET
ET NIKOLAY PETROV - 2005	BETECO S R L EOOD	BETON PROJECT OOD EOOD	NIKERA OOD
ET ART KERAMIK - VASIL VASILEV	PRIMA BET EOOD	JVOR NIKOLOV EOOD	VALEKSA 73 EOOD
EKO BETON LOM EOOD	ATMAR GRUP OOD	RIO BETON OOD	KHAN OMURTAG AD
POLIVEST EOOD	DAKS 96 OOD	SILEKS 2001 EOOD	ELMAZ OOD
KOVACHEVI KERAMIKA EOOD	TANGRAM EOOD	KAMENNI IZDELIYA EOOD	BALGARSKA KERAMICHNA KOMPANIYA EOOD
PROFI OOD	SOFURBAN EOOD	METAVAK EOOD	YOTOV-80 EOOD
ZSK DEVNYA AD	ZSK LOZOVO - 1 AD	OLIS - P.S. EOOD	MEGA SHANS-11 EOOD
KRISI - 05 OOD	BALKANSKAL - 2016 EOOD	TEMVES EOOD	ET RAYKO STOYANOV - RAYKO STOYANOV
BRIK DEKOR OOD	BETTRAN AD	SIMAT AD	START - 96 EOOD
ET OBSIDIAN-YORDAN GRIGOROV	FOOD TUFER	ET-MLADEN GUSHTEROV-62	ROR OOD
TOSHEVSKI EOOD	ZID EOOD	GLAS-KOMERS OOD	STONE ZONA EOOD
VILMAR 63 EOOD	RAYMAND EOOD	VAL MARG STOUN 99 EOOD	AYSHE SHUKRIEVA YUGOSTROY 73 ET
MINERAL ENGINEERING 2013 EOOD	BLAGOYSTROISTVENI STROEJI EOOD	VYARA 2006 EOOD	ALKIRA EOOD
RODOPASTROY OOD	DIAMANT - KO EOOD	REMI EOOD	ET MIKRON - VELIKO GEORGIEV
TOMIGLAS OOD	KERAMIKA 2012 OOD	BKS - STROITEL EOOD	IVAN STANEV ET
IMPULS SV OOD	RUBIN TRADING AD EAD	ET BALKANHIM - VESELKA DIMITROVA	NIKOS TIHOMIR TODOROV ET
BALKANKERAMIK AD	UNIVERSAL DESIGN IMPEX OOD	OMGA I SESEA OOD	SKAT IVAN KOLEV ET
INTERIOR TON EOOD	ELI NEDEV STIL TROITSA NEDEVA ET	STONES RUMO EOOD	PA-MA EOOD
TCOCHEV CERAMICS EOOD	TARUK EOOD	EVROBET 1 AD	LALOV HRISTO LALOV ET
KAMINI-AKORD EOOD	BOMIDA OOD	PHTOCERAMICA-BG OOD	TBM 2000 EOOD
TREYD GLAS EOOD	INTERPOLIS TRANS EOOD	KAEN GRANITI OOD	EKOSTROY EOOD
BGS GROUP AD	ITALKO EOOD	YORDAN SOKOLOV YULIANA ET	ET MAYA - MAYA KAZAKOVA
KERAMIKA BURGAS AD	ELSHITSA-99 EAD	SANI 2001 EOOD	ORAMA STOUN EOOD
MRAMOR RIOLIT - B AD	GEORESURS EOOD	PLAMEN DANCHEV KERAMIKA EOOD	MARMO-5M OOD
TEHMI RENESANS 21 OOD	INERT-GRUP OOD	BAU CENTER EOOD	NIK INDASTRI OOD
BULSTONE 12 EOOD	ET IVAN ANDREEV	OPTOINZHENERING VALKOV I SIE EOOD	GLASS DESIGN OOD
DIAVGIA OOD	KAMINI EUROSTYLE EOOD	TELEMAT EOOD	USTRA - KOMPLEKT OOD
VRACHANSKI KAMAK OOD	ET NEGAMS - STEFAN KYURKCHIEV	ZHELKA MATEEVA MATEEVA	BNSS OOD
ET IVCHO-IVAYLO AFENDOV	MIART EOOD	SFS SOFIYA OOD	KOCHO-STROYMARKET OOD
HARMANLIYSKA KERAMIKA AD	ART ORNAMENT EOOD	ET ANGEL KRASREV	EUROKOLD OOD
EMONA CERAMICS OOD	OZIRIS - RUSE 2 EOOD	STEFAN KAVALOV ET	VALEROS MARKONI VALERI MARKOV ET
ARMIRANI POLIMERNI IZOLATSII OOD	ENCHO ENCHEV-ETE EOOD	ZENITSTROY INZHENERING EOOD	BETONOVI IZDELIA EOOD
BULSTOUN 07 EOOD	ATANAS YORDANOV PAMIDOVA LOZA ET	ET DICHO - DIMITAR HRISTOV	IFB - ITALO-FRANCO-BULGARE EOOD
BETON POLIGON OOD	MI - PET OOD	UNIPAVE BG EOOD	LMF EOOD
GRANIT - SIYKA HADZHIEVA ET	DZHUS 93 EOOD	DEVINCI OOD	TOTEM G2 EOOD
SAHARA OOD	KIMI 07 EOOD	BETON MONTANA EOOD	ESPEHO OOD
KARIERI I VARODOBIV AD	EVROSTROY V TARNOVO EOOD	STROYINGENERING OOD	TAKSI RONI EOOD
MEMORIAL ART DIZAYN EOOD	HRISI - DIMITRINKA PETROVA ET	SPRINT HRISTO DOBREV ET	SHANS-2002 OOD
ET VOR-VALERI HRISTOV	KAVLADANA BT RALCHEVSKI I S IE SD	STONE MARKET EOOD	OTSVETENI BETONOVI KEREMIDI EOOD
PLAM 8787 EOOD	ELIS BULGARIA EOOD	BKS EOOD	ET PAULA M- PAVLINA GEORGIEVA
ELEKTROKERAMIKA-VASIL TOTEV ET	DIVI ES 9 OOD	VASKO SPASOV OOD	HASKOVO ALUMINIY OOD
BRADARS BETON EOOD	TETRABETON OOD	PLAZMA OOD	ALIDA - 62 EOOD
GUGULANNOVI OOD	LUKETI EOOD	ZORA OOD	DRAGOITSA - 57 EOOD
	ET NIKOLAY - ROSITSA GEORGIEVA		

TEMPO 2 OOD	SOKOLOV OOD	ADELINA STIL 99 EOOD	CVARC TOP EOOD
VRABCHEV EOOD	YOVKA DIMITROVA VASILEVA ET	GOLDEN HENDS NIKOLOVI I SIE SD	MOLLOVI - 2009 OOD
T.F.INVEST OOD	TRASINGENERING OOD	PGS M OOD	GARDEN - MARKET EOOD
SD STROYPROEKT OOD	KOREKT-2000 EOOD	DELTA PAT EOOD	ET SOTIR SOTIROV
MURA 2012 EOOD	TODOROV 22 EOOD	ET DOBRI RADEV 2	KAMDIZAYN EOOD
TERADENT OOD	KTK GRUP OOD	AYA MRAMOR OOD	EVROKVARTS - IVANKA VATOVA ET
ANTONIO GEMS EOOD	ODIN INVEST 2017 EOOD	STIL BETON OOD	STROIKOM - 2001 OOD
EMIL VARBANOV - MURA 74 ET	ET SASHO-69 SASHO ZAIMOV-MOMCHILGRAD	VITIN V OOD	SKALA 62 EOOD
BRAND M EOOD	BONONIA AD	ET GARANT LUKS-IVAN IVANOV	KA-STELA STONES EOOD
HIPER SEGMENT OOD	ARMID EOOD	STEPHY 0603 EOOD	BADESHTE BUTOVO AD
KERAMIKA BG EOOD	BORO TERACOL OOD	DE LARTES OOD	ZHEYA OOD
GID-METAL EOOD	ET MEMORIAL - VLM - VELKO MARCHEV	BEST BILDING EOOD	DAYMAND TUUL SAPLAY BG EOOD
BUL IT GLASS OOD	GRANITE - LINK OOD	ANTEYA 73 OOD	MANCHEV-99 EOOD
ET MEMORIAL-95 - STANCHO UCHKOV	KIDEX TRADE EOOD	BETON-2 OOD	ORLITSA 6 OOD
BUKOVETS EOOD	DJI EM GRANITI EOOD	ET IVAN DRUMCHIYSKI	MRAMOR TABAKOVI OOD
OGNYANOVO-K AD	KOPRIVLEN MRAMOR 97 AD	MONUMENTALIS-P I G-GEORGI DONCHEV ET	VIDENITSA 2004 EOOD
SIA GROUP OOD	KERAMIKA ANIKA EOOD	YUNIKOM 888 OOD	ZLATNA PANEGA CEMENT AD
AVALEVI OOD	CHAR-1993 EOOD	NESTANDART 2008 EOOD	ALABASTRO OOD
ML KONSULT 2009 EOOD	PANTEON MONTANA OOD	VESELIN STAVREV - 72 EOOD	DOMOSTROENE OOD
ET DANILA - Y. IVANOV	SAM-NEYKOV EOOD	BRANKO EOOD	GLASSPROEKT EOOD
TSOLERIDIS MRAMOR OOD	PLASTFORM OOD	KO KONSULT EOOD	BETMAX EOOD
STROYTEKS EOOD	KERAMIKA 2014 EOOD	ET VENERA N - NIKOLAY MANCHEV	GEANIG OOD
VITOPLAM EOOD	KNAUF BULGARIA EOOD	KATANI-STANIMIR DOCHEV ET	SHAVARNA 97 OOD
CERAMIKA IOVCHEVSKI EOOD	TERRA 2010 EOOD	VASKO ARABSKI 1 EOOD	EVROPLOT EOOD
MORION EOOD	MAK EOOD	STROIRAION TRANS EOOD	KIRYAEVSKA VAR OOD
ET S-SVETOSLAV STOYANOV	MAZALAT EOOD	TSVETANOV BOGOMIL NIKOLOV TSVETANOV ET	ET KAMENITSA - KAMEN BORISOV
INTEREKO EOOD	STROYKOM EOOD	KATERINA GEORGI EVDENOV ET	BULSTONE OOD
TERA 2000 IVAN DIMITROV ET	ET KALCHO MINKOV	STARA ZAGORA PROJECT EOOD	STEMI MINKO KERESHKI ET
KAPCHE OOD	FONKACHPO EOOD	RUBIKON BETON EOOD	ET VIDOFORM - VIDOL VIDOLOV
BETON - STROY - SK EOOD	TINA 2 OOD	ET IBRAHIM KICHUKOV-BOMBA	D A DIMITAR ATANASOV EOOD
ZSK LOZOVO AD	KIKO-71 OOD	STEFANI 43 OOD	GLOBUS GROUP EOOD
DIONIS OOD	KRASI I KRASI DIZAYN EOOD	VIPEX 09 EOOD	BULGARIAN CONCRETE ELEMENTS EOOD
NINA VLADINOVA NESHEVA	ET MARIN MARINOV DRAGOITSA	HIMIPRO EOOD	FENIKS - ART EOOD
INTER - GLASS EOOD	TOP STONE OOD	KOLYO EOOD	RAMADA EOOD
TONZOS AD	IMN ABRASIVE OOD	OOD SOFTKONSULT 2001	OZIRIS RUSE EOOD
GEORGI PETROV SIENIT ET	BULGARSKI AVTOSTAKLA OOD	ET DIMO DIMOV	HALDEYA ART EOOD
ET TODOR TRIFONOV 73	BUMAR AD	INDUSTRIAL SOLUTIONS BULGARIA EOOD	SD IVA PETROVI I SIE
ETE EOOD	TROYAN BETON EOOD	METALTRANS EOOD	ET NENOV - 51 - IVAN NENOV
KLI OOD	KERAMAKS EOOD	STARTKERAMIK OOD	HEMUS - M AD
EVROKVARTS - MV OOD	ET PETAR UZUNOV	BEDROK IN IVAN NENKOV ET	MICHEL STONE GROUP LT D EOOD
VALEMI TN OOD	CHAR BOYAN BORISLAVOV ET	BULFLEX & CO OOD	DAVIT EK BETON STROY EOOD
IMPRESSIA EOOD	SELENA EOOD	PRIZMA MM EOOD	IVES STROY EOOD
ADI COMMERCE EOOD	GNAYS MOZAYK EOOD	TEHNICHESKA KERAMIKA OOD	DUNAVSKI DRAGAZHEN FLOT VIDIN AD
ATER EOOD	PLAM 2010 ILINA IVANOVA ET	VOMAD 06 EOOD	KERAMOSILIKAT OOD
DIAMANT 90 R RAYKO DINCHEV ET	VULKAN CEMENT AD	KTG ILIEVI OOD	VE-LOG BULGARIA EOOD
TERRIKA EOOD	PAPADOPULOS STONE OOD	ABRASIVI BULGARIA OOD	VESELIN ENCHEV - 2000 ET
VELKONI EOOD	S G M NAYDEN MITKOV EOOD	BRIKO OOD	NIA-ETN EOOD
MINTECH-NBM OOD	MEMORIAL MRAMOR GRANIT EOOD	ET GEROV KOREKT - VASILY GEROV	TUENS EOOD
YUVEL 99 BILDING OOD	RADILINA PLAMEN ILIEV ET	MSD-99 AD	STOUN - IT EOOD
GLOBAL - MRAMOR GRANIT OOD	JET POINT OOD	TIEV EOOD	PASABAHCE BULGARIA EAD
TATI ART OOD	VLADIMIR GEGOV STELA ET	MAKS TREYD KAMPANI EOOD	GLAS CHIM EOOD
PRIMA KERAMIKS TOP EOOD	KERAMIK STIL BG EOOD	TZERKEZOV OOD	STRATESH- STROITEL- 99 AD
HERMES 91 EOOD	STELMAN OOD	VIA ANTIKA EOOD	ET GARANTPROEKTSTROY
HYDROBETON OOD	TRI USHI 72 EOOD	DONYO GEORGIEV ET	MM STIL OOD
INERTNI MATERIALI 2012 EOOD	ET VESELIN STOYANOV KOVACHEV	PATNO PODDARZHANE GOTSE DELCHEV EOOD	XELLA BULGARIA EOOD
VARSTROY EOOD	KSK FAST ASET MENIDZHMENT	VALIZA M OOD	ET FAVORIT-TODOROVI - DOCHO TODOROV
RAYCHO PLUGCHIEV ET	BULGLASS EOOD	SK CARTEX EOOD	PIREA - PETRANCA MARCOVA ET
ET AREAL-SASHKO ANGELOV	STOITSOV I SIN DZZD	STONE HOME EOOD	ET KERAMIK-PLAMEN DIMITROV
MAK SILICA OOD	VIPLES 2010 EOOD	SI GI GROUP EOOD	VRACHANSKI VAROVIK OOD
ELIT KOMERS ART OOD	LAZUR 60 EOOD	INTERBAU OOD	ATMIX BETON EOOD
NETSOVI OOD	RIM - ROCK BULGARIA EOOD	ET SYUM-STOYAN MLADENOV	M LUKS MARTIN ATANASOV ET
DK - DOMOSTROENE AD	GLASS STROY EOOD	KERAMIT CREATIVE EOOD	ELMARK OOD
BUILD RENT BG AD	KUSIGIN ASEN ATANASOV ET	YUGOSTROY OOD	SEDIMENT PRIVAT EAD
SBKI AD	DA POYNT STONE OOD	DANG EOOD	ROZALIYA RZ OOD
TEHMI NATURAL OOD	BULSTOUN-9 OOD	RUMBOR 63 EOOD	GRAVELITA OOD
IRINPRO EOOD			LYUBENOV 2011 - S. BABYAK EOOD

VIP-04 EOOD
 ROMI STROY EOOD
 EUROSTONE-2000 EOOD
 BETONOVI IZDELIYA PLEVEN EOOD
 ARISTA HOUMS EOOD
 TOPLIVO KOMERS 2010 EOOD
 SEMMELROCK STEIN UND DESIGN EOOD
 ATS MURDZHOV TSVETANKA MURDZHOVA ET
 PIRIN PROJECT EOOD
 CHERVEN KAMAK 2010 OOD
 ET PAMIRA - RADKA HRISTOVA
 INEX DIZAIN EOOD
 SIVA BET STRUMA EOOD
 PATNI STROEJI EOOD
 STROITELNI IZDELIA AD
 VLADEKS-MS EOOD
 VECHEN SYN - GEORGI KAVALDZHIEV ET
 BEDROK OOD
 STROYMIX OOD
 IVAN IVANOV ZHOKEY 95 ET
 ET SATURN RUMYANA GALENKOVA
 DOGRAMA I SHTORI KURTEV EOOD
 ET GENIDI - GEORGI DIMITROV
 VIZ KOMERS EOOD
 CATALEY ART EOOD
 POPCHEV STONE DESIGN EOOD
 VALYO LYUBENOV ET
 BULGRANIT TRADE EOOD
 HARKOV PLAST ING OOD
 CHUPI-KUPI-2 000 - TEODORA MLADENOVA ET
 BORIS PECHEV ET
 WIENERBERGER EOOD
 STANISLAVA - DK EOOD
 BULSHAM GRUP EOOD
 KRASIMIR GANEV 75 EOOD
 GEDIKAR EOOD
 GRIVAS ART OOD
 SAMOSTOYATELNA MEDIKO-TEHNICHESKA LABORATORIYA MANDIBULA EOOD
 ET DIDO RENI ZLATEVA
 VENTSISLAV PETROV ELADA 90 GEORGI RAYKOV ET
 DIMAS ASFALT EOOD
 NEOS EOOD
 ET KIMI-NIKOLAY IKIMOV
 STILI ROAD EOOD
 ET ELENA MARKOVA - EL MARK - PERNIK
 TAYFUN BG OOD
 BRIGADA EOOD
 SINEKS OOD
 DEBI MINKO PEYKOVSKI ET
 BULMAR OOD
 IVA 2013 DZZD
 SATELIT GLAS EOOD
 DURAKOL BULGARIA EOOD
 DIKAV INVEST AD
 ROCKWALL STONE OOD
 BLOKFOR EOOD
 BULSHAM GRUP - V EOOD
 PETAR PETROV - 96 ET
 AS PRODUKT OOD
 KORT EOOD
 DOBROTICA BCK AD
 ZLATNA PANEGA BETON EOOD
 ROK INSULEYSHAN EOOD
 ET SILIKATHIM - LYUBEN LAKOV

PACHOV OOD
 KHAN ASPARUH AD
 BULSAN EOOD
 BA GLASS BULGARIA AD
 STAKLOPAKET TA EOOD
 CREATIVE STUDIO - LD EOOD
 MRAMOR I GRANIT OOD
 MONUMENT ART EOOD
 GRAPHITE COMPLETE SOLUTIONS OOD
 GRATSKI MRAMOR EOOD
 KERAMIKA PT OOD
 PATSTROYENGINEERING AD
 DEVNYA CEMENT AD
 TECHNOCIM EAD
 BULGARA OOD
 KOLORIT STRONG EOOD
 ALDIMA - 96 EOOD
 BRIAST - PETAR GEORGIEV ET
 CHEDO 77 EOOD
 HB MINERALS OOD
 MASTERGLAS EOOD
 KALCIT EOOD
 IZO - GARD OOD
 MRAMOR BERKSTON AD
 CASTELLO PRECAST CONSTRUCTIONS EOOD
 AKORD - 009 EOOD
 DZZD BONANZA
 ODORA EOOD
 PROLIFE TECHNOLOGY EOOD
 GEOGLASS EOOD
 IZDATELSTVO BULGARI OOD
 KAMENA 2016 OOD
 EUROBENT EOOD
 STIVAN KERAMIK EOOD
 SYANIE 90 OOD
 GLASS TRADING OOD
 KOTEV-2010 EOOD
 ALEKSANDRA 04 EOOD
 ET NIKE - NIKOLETA RUSEVA
 NOEL 1 OOD
 STONE CENTER GROUP OOD
 I G MEMORIALS OOD
 SIMSTROY TRANS EOOD
 STANEV TEKS OOD
 ET OKTOPOD 731 - RUMEN DINEV
 CHANCE-DS EOOD
 MIG MARKET OOD
 VIKI 1006 OOD
 ARGOPAK EOOD
 DIMEKS OOD
 GALAKTIKA 03 EOOD
 RASTER-YUG-2010 OOD
 ZAECHKI EOOD
 SIDRO-07 EOOD
 REOLIT 2000 EOOD
 DZHEY TI EY - 88 OOD
 ET GERA-3-STEFAN HRISTOV
 ROCA BULGARIA AD
 VARNAGLAS EOOD
 BETONOV TSENTAR OOD
 OLYA TSOLOVA ET
 IVA 2003 EOOD
 SAMELI OOD
 AVTOLUKS EOOD
 SHONI MRAMOR STEFAN VALKOV ET

RODNA INDUSTRIIA 91 EOOD
 STROY BET 2 EOOD
 APA 5 ART EOOD
 IVAN VASILEV VIBROSTROY 99 ET
 MODEL 2000 EOOD
 INTERBETON EOOD
 KERAMIK OOD
 TRUD AD
 DURA-TILES BG AD
 SUPERABRASIVE EOOD
 KERAMIK OOD
 SUPER SEGMENT EOOD
 BOTERA INDUSTRY OOD
 M - LUKS 2007 EOOD
 SHUMENSKA KREPOST AD
 SISECAM AUTOMOTIVE BULGARIA EAD
 EKOTEHNOLODZHI OOD
 PETROVI 15 OOD
 STOUN BILD GRUP EOOD
 KONSTRUKTIV 1 EOOD
 S BETON EOOD
 PRILEP 2 OOD
 MI CONCRETE OOD
 BALKANKA EOOD
 DIMITAR LAZAROV ET
 STOYANOV - 2009 EOOD
 IVELINA DUNDEVA ET
 DI - JO - 2010 EOOD
 IVGARANT 89 EOOD
 BETONZID EOOD
 KRALTREIS OOD
 KAPRIS NATYURAL STOUN OOD
 STONE IDEA EOOD
 M 96 EOOD
 STROITELNI IZDELIYA-94 EOOD
 KLER-D EOOD
 MRAMORIS EOOD
 ET PETKO PETKOV
 VRANIA-93 OOD
 SPEKTAR KERAMIK G EOOD
 MULTI SOLUTIONS INTERNATIONAL EOOD
 DIMPEKS 82 EOOD
 KRASTEVI DEMIRA EOOD
 ET D-R GEORGI KAYMAKANSKI
 RANI MRAMOR EOOD
 RIGS-93 EOOD
 COLOR GLASS OOD
 RILA PATISHTA OOD
 CALCIT AD
 BRADARSSTROY EOOD
 ATELIE ART E EOOD
 EMIEM 2011 EOOD
 INTERIOR GLAS EOOD
 SVETI SPIRIDON 2003 IVAN NESHEV ET
 VALENTIN PETROV VAROVIK ET
 BRAMAK COVERING SYSTEMS EOOD
 ZAVOD ZA BETONOVI ELEMENTI OOD
 ET SIMEON SIMEON SPASOV
 KERAMIKA EOOD
 DECORADO EOOD
 GEORGI AVKOV 32 ET
 ET KUKURAKIS - ANGEL ATANASOV
 KRASI INVEST 84 EOOD
 ET SVINKS - IVAN IVANOV
 SPLAV 6 EOOD

HADZHO 26 EOOD
 PROJECT & FACILITI MANAGEMENT EOOD
 MINERVA 2014 EOOD
 TRANSPORT STROY KONSULT INZHENERING EOOD
 TRANS-PORT 2009 EOOD
 BURGAS - GLAS TRADING OOD
 GARIS RUSKO STOYANOV ET
 TICHA SHUMEN OOD
 PRIMABILD OOD
 CHIRPANSTROY OOD
 POLIBET OOD
 AM KONSULT EOOD
 STROYKOM 2014DA OOD
 PRIMA BLOK OOD
 BETIM EOOD
 DEKOR GARDEN EOOD
 DENNA EOOD
 NIKOLAY GEORGIEV 66 ET
 TECHNOKOREKT EOOD
 OBETSANOVI OOD
 RUZHKO OOD
 NA VI OOD
 SIMA OOD
 GENIDI OOD
 ISKO 2000 EOOD
 TIRON 1961 EOOD
 INJSTROI EOOD
 NIK - DAR 2008 EOOD
 MAK 5 TSILOV S IE SD
 EVROSENOKOS EOOD
 KERAMIT OOD
 EVROKAMEN OOD
 PIVIA EOOD
 ZSK STOMANOBEON EAD
 STOMA MARIA STOYANOVA ET
 PROFER SISTEM BULGARIA OOD
 BULGARIA DZHEMS IVAN POZHAREVSKI ET
 BRI STOUN EOOD
 GARANTPROEKTSTROY OOD
 MULTIKER EOOD
 BULSTROY SMK AD
 NOVI GRANITI OOD
 DESKRET EOOD
 VELKO KISOV - 2000 ET
 ET ANKI-IMEKS - VALENTIN TODOROV
 HABITART EOOD
 GRAPHIC KV EOOD
 POSLEDEN DAR-ANTON NAKEV ET
 TERA AQUA MINERAL EOOD
 TROYANSKA KERAMIKA 2001 EOOD
 NIKOM - 97 AD
 PROGRES STROY EOOD
 DENI STOUN 09 EOOD
 KEM GLASS EOOD
 GILDIA STROY OOD
 ORLOVSKI GALIN TRIFONOV ET
 FAKTOR EOOD
 LUCKYROAD EOOD
 ASHKIN EOOD
 ARTESKOS 98 AD
 VIBROBETON 2010 OOD
 GRANIT LINK 2000 EOOD
 MINERVA 2016 EOOD
 BULSIST OOD
 VANS GRUP OOD

EVROSTIL - AZH EOOD

PAPADOPILOS I SIN OOD

ET RASHO 97 - IVAYLO METODIEV

ART STOUN SLIVEN EOOD

VIBROBETONSTROY EOOD

BOZE EOOD

RALITSA-B-DIMITAR BANOB ET

AREK BG EOOD

VAR PROM OOD

MULTIROK KAMPANI EOOD

RADINA RADINA TARAKCHIEVA ET

SAYBRY'S OOD

ARTFORUM EOOD

KRIS MLADENOV EOOD

ET STOYCHO STOYCHEV35- IVAN IVANOV

KERAMIK EOOD

ET ALEKSANDRA-95-STEFCHO STEFANOV

ENERGY - KUBRAT GLAS OOD

ZS TRITON EOOD

CHEFO ART MINKOV I SIE SD

LASKOV STEFAN DIMITROV 2 EOOD

EOOD FEERIYA - BM

GRANITE HOME EOOD

DJOKONDA-ZLATEN TELEC 2012 EOOD

VACHA LES EOOD

STOUN IVAYLO SIMEONOV ET

STROY KERAMIK EOOD

FAT EOOD

PI EN EN EOOD

BETONSTROY DK EOOD

STROISTART 91 EOOD

STROYKERAMIKA AD

KIDAT GRUP-F EOOD

SUVENIRI - POMORIE EOOD

DARSI 73 MARIA STOYANOVA ET

MARINOV GAZ EOOD

KAMENA OOD

ET GRANCHAR - KOSTADIN ILIEV

IVIL OOD

VALL EOOD

IMERY'S MINERALS BULGARIA AD

ZAVODSKI STROEZHI PS YAMBOL AD

DEKRA GLASS EOOD

GLINENI KRACHETA EOOD

MIST 2004 OOD

ET MARIYA HRISTOVA 2012

STOUN KRASH EOOD

RUMBA OOD

GIPS AD

ET PLAM STIL SASHA IGNATOVA

ET BORYANA DANKOVA

STOUNTEH VI EOOD

Do not hesitate to contact us

We'd be glad to discuss our services or your project in detail and help you come up with a solution.

Email us at consulting@seenews.com

Call us on **+359 2 80 12 630**

Live chat available at SeeNews.com

Disclaimer

Whilst the information contained in this industry report has been given in good faith and every effort has been made to ensure its accuracy, SeeNews cannot guarantee the accuracy of this information and hereby expressly disclaims any responsibility for error, mis-interpretation and any and all loss, disappointment, negligence or damage caused by reliance on the information contained in the industry report or any failure or alleged failure in the delivery of the Service referred to herein, or in the event of bankruptcy, liquidation or cessation of trade in any company, individual or firm referred to herein. Confirmation of the information accuracy should be sought from the establishments concerned. Unless otherwise stated, the copyrights and any other rights in all material on this site are owned by SeeNews. Use of this industry report is provided by SeeNews subject to the following Terms and Conditions:

1. Use of this industry report constitutes your acceptance of these Terms and Conditions which take effect when you first use this industry report. SeeNews reserves the right to change these terms and conditions at any time by posting changes online. You are responsible for reviewing regularly information posted online to obtain timely notice of such changes. Your continued use of the industry report after changes are posted constitutes your acceptance of this agreement.

2. Neither SeeNews nor other related parties, whilst endeavouring to provide 24/7 availability, will be held liable if for any reason the industry report is unavailable at any time.

3. Access to this industry report may be suspended temporarily or permanently and without notice.

4. Whilst SeeNews endeavours to ensure that the information on this site is correct and up-to-date, no warranty, express or implied, is given as to its accuracy and SeeNews does not accept any liability for error or omission.

5. Part of this industry report contains materials submitted to SeeNews by third parties. Third parties are responsible for ensuring that materials submitted for inclusion on this industry report complies with national and relevant international law. SeeNews can not guarantee the accuracy of this material and hereby expressly disclaims any responsibility for error, omission or inaccuracy in the

material, misinterpretation and any all loss, disappointment, negligence or damage caused by reliance on the information contained in the industry report or any failure or alleged failure in the delivery of the services referred to herein, or in the event of bankruptcy, liquidation or cessation of trade of any company, individual or firm referred to herein. Confirmation of the information accuracy should be sought from the establishments concerned or from SeeNews upon explicit request.

6. SeeNews shall not be liable for any damages (including, without limitation, damages for loss of business or loss of profits) arising in contract, tort or otherwise from the use of or inability to use this industry report, or any data contained in it, or from any action or decision taken as a result of using this industry report or any such information.

7. SeeNews accepts no responsibility for the content of any site to which a hypertext link from this industry report exists. Such links are provided for your convenience on an "as is" and "as available" basis with no warranty, express or implied, for the information provided within them.

8. If any of these terms should be determined to be illegal, invalid or otherwise unenforceable by reason of the laws of any state or country in which these terms are intended to be effective, then to the extent and within the jurisdiction in which that term is illegal, invalid or enforceable, it shall be severed and deleted from the clause concerned and the remaining terms and conditions shall remain in full force and effect and continue to be binding and enforceable.

9. By accessing and reading any part of this industry report, you should have accepted these Terms in full.

All rights reserved. Downloads and print extracts of SeeNews are allowed for personal and non-commercial use only. Re-publication or redistribution of content, including by framing, is strictly prohibited without the prior written consent of SeeNews Ltd., Sofia, Bulgaria.