

# SeeNews

Business Intelligence  
for Southeast Europe



## Industry Report

Manufacture of other non-  
metallic mineral products

2017

BULGARIA

[seenews.com/reports](https://seenews.com/reports)

# CONTENTS

I. KEY INDICATORS

II. INTRODUCTION

III. REVENUES

IV. EXPENSES

V. PROFITABILITY

VI. EMPLOYMENT

## I. KEY INDICATORS

- The Manufacture of other non-metallic mineral products industry in Bulgaria was represented by 1,286 companies at the end of 2017, compared to 1,328 in the previous year and 1,372 in 2015.
- The industry's net profit amounted to BGN 184,906,000 in 2017.
- The industry's total revenue was BGN 2,867,276,000 in 2017, up by 1.20% compared to the previous year.
- The combined costs of the companies in the Manufacture of other non-metallic mineral products industry reached BGN 2,661,269,000 in 2017, up by 1.80% year-on-year.
- The industry's total revenue makes up 2.99% to the country's Gross domestic product (GDP) in 2017, compared to 3.06% for 2016 and 3.52% in 2015.
- A total of 19,193 people were employed in the Manufacture of other non-metallic mineral products industry in 2017, compared to 20,772 in 2016 and 23,320 in 2015.
- Most of the companies in the industry are based in Sofia, followed by Plovdiv and Burgas.

## II. INTRODUCTION

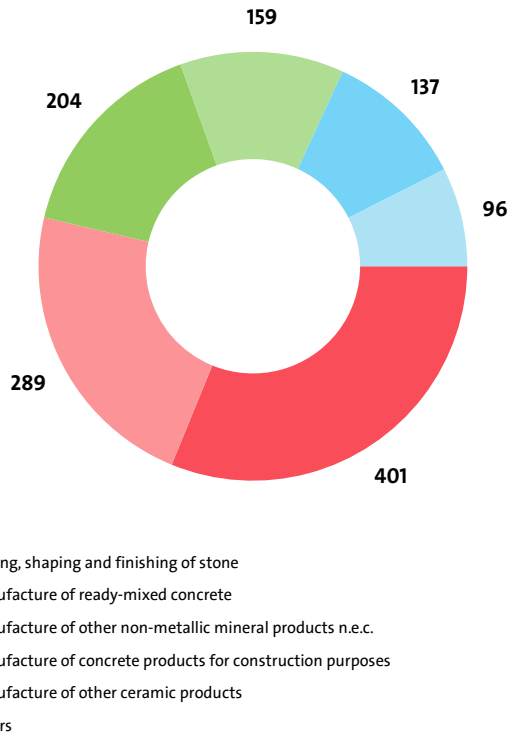
In 2017 the companies in the Manufacture of other non-metallic mineral products industry numbered 1,286, distributed in 23 sectors.

the industry. In 2015 their number totalled 1,372.

### NUMBER OF COMPANIES IN MANUFACTURE OF OTHER NON-METALLIC MINERAL PRODUCTS INDUSTRY BY SECTORS

SECTOR	2017	2016	2015
CUTTING, SHAPING AND FINISHING OF STONE	289	289	286
MANUFACTURE OF READY-MIXED CONCRETE	204	213	215
MANUFACTURE OF OTHER NON-METALLIC MINERAL PRODUCTS N.E.C.	159	171	194
MANUFACTURE OF CONCRETE PRODUCTS FOR CONSTRUCTION PURPOSES	137	133	147
MANUFACTURE OF OTHER CERAMIC PRODUCTS	96	99	92
MANUFACTURE OF OTHER ARTICLES OF CONCRETE, PLASTER AND CEMENT	77	87	89
SHAPING AND PROCESSING OF FLAT GLASS	60	64	67
MANUFACTURE OF CERAMIC HOUSEHOLD AND ORNAMENTAL ARTICLES	49	50	42
MANUFACTURE AND PROCESSING OF OTHER GLASS, INCLUDING TECHNICAL GLASSWARE	47	42	46
MANUFACTURE OF LIME AND PLASTER	43	44	51
MANUFACTURE OF MORTARS	26	23	24
MANUFACTURE OF BRICKS, TILES AND CONSTRUCTION PRODUCTS, IN BAKED CLAY	21	31	35
PRODUCTION OF ABRASIVE PRODUCTS	16	17	16
MANUFACTURE OF HOLLOW GLASS	14	13	14
MANUFACTURE OF REFRACTORY PRODUCTS	12	12	11
MANUFACTURE OF OTHER TECHNICAL CERAMIC PRODUCTS	7	6	4
MANUFACTURE OF CERAMIC SANITARY FIXTURES	7	9	7
MANUFACTURE OF CERAMIC INSULATORS AND INSULATING FITTINGS	6	5	9
MANUFACTURE OF PLASTER PRODUCTS FOR CONSTRUCTION PURPOSES	5	3	4
MANUFACTURE OF CERAMIC TILES AND FLAGS	4	7	7
MANUFACTURE OF CEMENT	4	5	5
MANUFACTURE OF GLASS FIBRES	2	2	3
MANUFACTURE OF FLAT GLASS	1	2	2

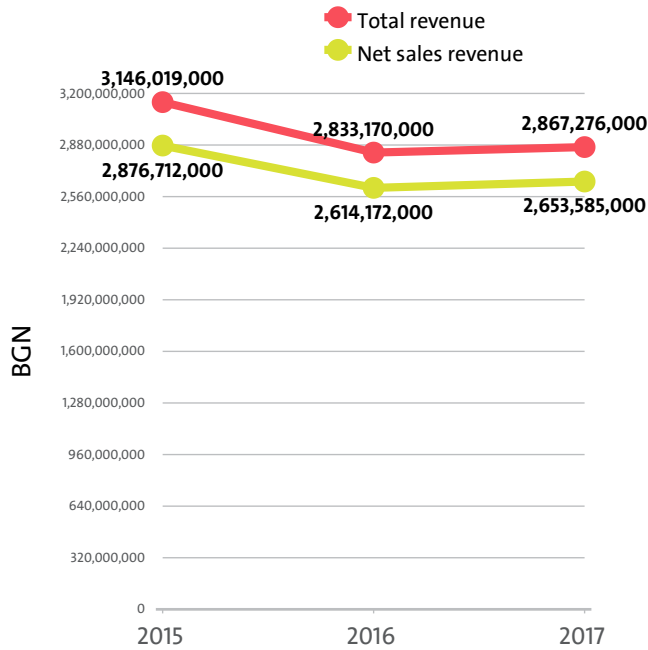
INDUSTRY STRUCTURE BY SECTORS AND NUMBER OF COMPANIES



In 2016 there were a total of 1,328 companies operating in

## III. REVENUES

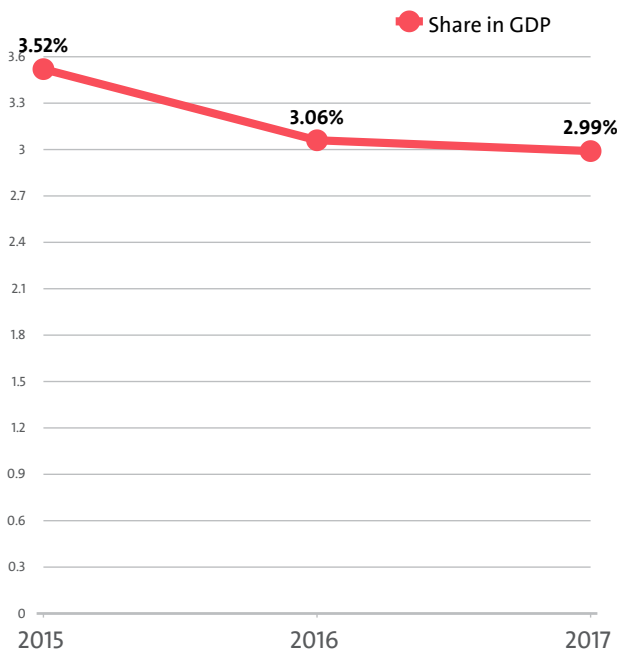
The total revenue in the industry was BGN 2,867,276,000 in 2017, BGN 2,833,170,000 in 2016 and 3,146,019,000 in 2015.



The companies in the Manufacture of other non-metallic mineral products market of Bulgaria earned combined net sales revenues of BGN 2,653,585,000 in 2017.

In annual terms, sales marked a growth of 1.51% compared to 2016. In comparison to 2015 they decreased by 7.76%. In 2016 sales went down by 9.13% year-on-year.

The Manufacture of other non-metallic mineral products industry total revenue make up 2.99% to the country's GDP in 2017, compared to 3.06% for 2016 and 3.52% in 2015.



In 2017 the Manufacture of other non-metallic mineral products industry contributed to GDP BGN 2,567,026,000 in Gross value added (GVA) accounting for 1.51% of the total for the country's economy.

In the previous year, the industry's GVA amounted BGN 2,508,288,000, accounting for 1.64% of the total for the

country in 2016. In 2015 the GVA of the Manufacture of other non-metallic mineral products was BGN 2,725,367,000, or 1.76% of the GVA for the country's economy.

#### GVA BY SECTORS

RANK	SECTOR	BGN	SHARE OF THE COUNTRY'S GVA (%)
1	MANUFACTURE OF HOLLOW GLASS	500,648,000	0.29
2	MANUFACTURE OF READY-MIXED CONCRETE	313,551,000	0.18
3	MANUFACTURE OF CEMENT	311,788,000	0.18
4	MANUFACTURE OF CERAMIC TILES AND FLAGS	223,075,000	0.13
5	MANUFACTURE OF FLAT GLASS	222,062,000	0.13
6	SHAPING AND PROCESSING OF FLAT GLASS	182,399,000	0.11
7	MANUFACTURE OF OTHER NON-METALLIC MINERAL PRODUCTS N.E.C.	142,304,000	0.08
8	MANUFACTURE OF CONCRETE PRODUCTS FOR CONSTRUCTION PURPOSES	130,836,000	0.08
9	MANUFACTURE OF PLASTER PRODUCTS FOR CONSTRUCTION PURPOSES	89,985,000	0.05
10	CUTTING, SHAPING AND FINISHING OF STONE	84,850,000	0.05
11	MANUFACTURE OF LIME AND PLASTER	63,771,000	0.04
12	MANUFACTURE OF CERAMIC SANITARY FIXTURES	56,027,000	0.03
13	MANUFACTURE OF OTHER ARTICLES OF CONCRETE, PLASTER AND CEMENT	51,819,000	0.03
14	MANUFACTURE OF BRICKS, TILES AND CONSTRUCTION PRODUCTS, IN BAKED CLAY	38,164,000	0.02
15	PRODUCTION OF ABRASIVE PRODUCTS	37,639,000	0.02
16	MANUFACTURE OF OTHER TECHNICAL CERAMIC PRODUCTS	36,871,000	0.02
17	MANUFACTURE OF MORTARS	29,533,000	0.02
18	MANUFACTURE OF REFRACTORY PRODUCTS	26,735,000	0.02
19	MANUFACTURE AND PROCESSING OF OTHER GLASS, INCLUDING TECHNICAL GLASSWARE	17,909,000	0.01
20	MANUFACTURE OF OTHER CERAMIC PRODUCTS	3,807,000	0.00
21	MANUFACTURE OF CERAMIC HOUSEHOLD AND ORNAMENTAL ARTICLES	1,989,000	0.00
22	MANUFACTURE OF GLASS FIBRES	1,011,000	0.00
23	MANUFACTURE OF CERAMIC INSULATORS AND INSULATING FITTINGS	253,000	0.00

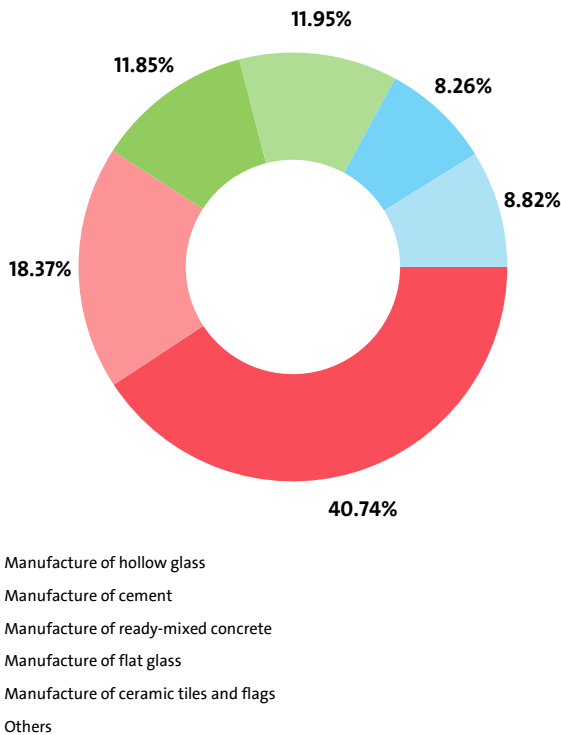
We expect, based on the trend in the last three years, the total revenue of the Manufacture of other non-metallic mineral products industry to change at a compound annual growth rate (CAGR) of -4.53% in 2018.

#### NET SALES REVENUE BY SECTORS

RANK	SECTOR	NET SALES REVENUE (BGN)
1	MANUFACTURE OF HOLLOW GLASS	487,567,000
2	MANUFACTURE OF CEMENT	317,221,000
3	MANUFACTURE OF READY-MIXED CONCRETE	314,420,000
4	MANUFACTURE OF FLAT GLASS	234,055,000
5	MANUFACTURE OF CERAMIC TILES AND FLAGS	219,157,000
6	SHAPING AND PROCESSING OF FLAT GLASS	194,620,000
7	MANUFACTURE OF OTHER NON-METALLIC MINERAL PRODUCTS N.E.C.	151,848,000
8	MANUFACTURE OF CONCRETE PRODUCTS FOR CONSTRUCTION PURPOSES	137,286,000
9	MANUFACTURE OF PLASTER PRODUCTS FOR CONSTRUCTION PURPOSES	104,641,000
10	CUTTING, SHAPING AND FINISHING OF STONE	92,652,000
11	MANUFACTURE OF CERAMIC SANITARY FIXTURES	67,354,000
12	MANUFACTURE OF OTHER ARTICLES OF CONCRETE, PLASTER AND CEMENT	63,244,000

13	MANUFACTURE OF LIME AND PLASTER	60,763,000
14	MANUFACTURE OF BRICKS, TILES AND CONSTRUCTION PRODUCTS, IN BAKED CLAY	41,275,000
15	PRODUCTION OF ABRASIVE PRODUCTS	39,323,000
16	MANUFACTURE OF OTHER TECHNICAL CERAMIC PRODUCTS	37,661,000
17	MANUFACTURE OF MORTARS	37,168,000
18	MANUFACTURE OF REFRACTORY PRODUCTS	28,299,000
19	MANUFACTURE AND PROCESSING OF OTHER GLASS, INCLUDING TECHNICAL GLASSWARE	18,140,000
20	MANUFACTURE OF OTHER CERAMIC PRODUCTS	3,779,000
21	MANUFACTURE OF CERAMIC HOUSEHOLD AND ORNAMENTAL ARTICLES	1,991,000
22	MANUFACTURE OF GLASS FIBRES	735,000
23	MANUFACTURE OF CERAMIC INSULATORS AND INSULATING FITTINGS	386,000

INDUSTRY'S NET SALES REVENUE STRUCTURE BY SECTORS



The highest growth, of 77.11%, was recorded by Manufacture of glass fibres, while Manufacture of mortars registered the sharpest decline, of 17.13%.

## TOP COMPANIES' REVENUE BY SECTORS

SEGMENT	COMPANY	TOTAL REVENUE (BGN)	NET SALES REVENUE (BGN)
MANUFACTURE OF OTHER TECHNICAL CERAMIC PRODUCTS			
	KAST FUTURA - BG EOOD	37,374,000	37,066,000
	KERAMOSILIKAT OOD	379,000	360,000
	IZDTELSTVO BULGARI OOD	150,000	149,000
MANUFACTURE OF REFRACTORY PRODUCTS			
	SIGMAREF EOOD	8,225,000	8,209,000
	TECHCERAMIK-M AD	6,956,000	6,726,000
	TRUD AD	5,176,000	4,856,000
MANUFACTURE OF CERAMIC HOUSEHOLD AND ORNAMENTAL ARTICLES			
	KOVACHEVI KERAMIKA EOOD	239,000	190,000
	AXISHOLD OOD	237,000	36,000
	CERAMICA IOVCHEVSKI EOOD	196,000	193,000
MANUFACTURE OF CERAMIC INSULATORS AND INSULATING FITTINGS			
	ELPO AD	791,000	1,000

NEVEN OOD	228,000	215,000
ARMIRANI POLIMERNI IZOLATSII OOD	112,000	101,000
MANUFACTURE OF CERAMIC SANITARY FIXTURES		
ROCA BULGARIA AD	43,529,000	41,121,000
BULSAN EOOD	19,380,000	18,923,000
FAT EOOD	5,063,000	4,635,000
MANUFACTURE OF OTHER CERAMIC PRODUCTS		
STARS CERAMICS EOOD	391,000	282,000
DECORADO EOOD	297,000	297,000
CERATECH GROUP EOOD	261,000	235,000
MANUFACTURE OF OTHER ARTICLES OF CONCRETE, PLASTER AND CEMENT		
BAUMIT BULGARIA EOOD	47,677,000	47,535,000
MATHIOS AD	4,246,000	4,154,000
BAU CENTER EOOD	3,722,000	3,338,000
MANUFACTURE OF MORTARS		
ROEFIX EOOD	19,170,000	19,103,000
MAPEI BULGARIA EOOD	16,494,000	16,208,000
ARES 08 EOOD	903,000	891,000
MANUFACTURE OF READY-MIXED CONCRETE		
HYDROBETON OOD	44,937,000	43,902,000
ATMIX OOD	27,252,000	21,190,000
KERAMIKA BURGAS AD	16,750,000	15,921,000
MANUFACTURE OF PLASTER PRODUCTS FOR CONSTRUCTION PURPOSES		
KNAUF BULGARIA EOOD	80,422,000	80,301,000
INDUSTRIAL SOLUTIONS BULGARIA EOOD	24,474,000	24,331,000
MARIYA HRISTOVA 2012 ET	5,000	5,000
MANUFACTURE OF CONCRETE PRODUCTS FOR CONSTRUCTION PURPOSES		
XELLA BULGARIA EOOD	22,628,000	21,215,000
BRAMAK COVERING SYSTEMS EOOD	16,886,000	16,239,000
ZSK STOMANOBETON EAD	13,379,000	11,837,000
MANUFACTURE OF CERAMIC TILES AND FLAGS		
KHAN ASPARUH AD	119,715,000	111,907,000
KHAN OMURTAG AD	74,593,000	67,858,000
KEROS BULGARIA EAD	34,986,000	33,058,000
MANUFACTURE OF BRICKS, TILES AND CONSTRUCTION PRODUCTS, IN BAKED CLAY		
WIENERBERGER EOOD	33,625,000	33,588,000
TAYFUN BG OOD	2,278,000	2,210,000
KERAMAT AD	1,723,000	1,515,000
MANUFACTURE AND PROCESSING OF OTHER GLASS, INCLUDING TECHNICAL GLASSWARE		
TREND BULGARIA EAD	8,889,000	7,697,000
THE GLASS CO. EOOD	3,372,000	3,128,000
VID GLASS 1 OOD	1,604,000	1,593,000
MANUFACTURE OF GLASS FIBRES		
BULGARSKI BERGMAN AD	1,005,000	714,000
SIMAT AD	64,000	21,000
SHAPING AND PROCESSING OF FLAT GLASS		
SISECAM AUTOMOTIVE BULGARIA EAD	112,981,000	102,989,000
GLASSPROEKT EOOD	16,511,000	15,980,000
STAKLOPAKET TA EOOD	10,234,000	9,423,000
MANUFACTURE OF HOLLOW GLASS		
BA GLASS BULGARIA AD	233,593,000	221,268,000
PASABAHCE BULGARIA EAD	183,134,000	171,914,000
RUBIN TRADING AD EAD	55,608,000	44,091,000
MANUFACTURE OF FLAT GLASS		
TRAKYA GLASS BULGARIA EAD	243,697,000	234,055,000
PRODUCTION OF ABRASIVE PRODUCTS		
SUPERABRASIVE EOOD	22,124,000	20,238,000
ZAI AD	5,429,000	4,816,000
DAYMAND TUUL SAPLAY BG EOOD	5,180,000	4,662,000
MANUFACTURE OF LIME AND PLASTER		
OGNYANOVO-K AD	29,131,000	26,496,000
GIPS AD	21,708,000	8,057,000
CALCIT AD	16,664,000	15,442,000

MANUFACTURE OF CEMENT			
	DEVNYA CEMENT AD	131,500,000	126,512,000
	ZLATNA PANEGA CEMENT AD	87,721,000	84,165,000
	HOLCIM BULGARIA AD	85,144,000	80,186,000
CUTTING, SHAPING AND FINISHING OF STONE			
	MONOLIT 1994 EOOD	9,937,000	8,494,000
	HB MINERALS OOD	7,332,000	6,751,000
	HEMUS - M AD	4,032,000	3,746,000
MANUFACTURE OF OTHER NON-METALLIC MINERAL PRODUCTS N.E.C.			
	IMERYS MINERALS BULGARIA AD	23,369,000	18,207,000
	BORO TERACOL OOD	16,003,000	15,941,000
	TERAZID EOOD	13,919,000	13,045,000

The top 10 companies in terms of total revenue in Manufacture of other non-metallic mineral products accounted for 47.17% of the industry's total in 2017, 47.52% in 2016 and 48.76% in 2015.

#### TOP 10 COMPANIES BY TOTAL AND NET SALES REVENUE IN THE INDUSTRY

RANK	COMPANY	TOTAL REVENUE (BGN)	NET SALE REVENUE (BGN)
1	TRAKYA GLASS BULGARIA EAD	243,697,000	234,055,000
2	BA GLASS BULGARIA AD	233,593,000	221,268,000
3	PASABAHCE BULGARIA EAD	183,134,000	171,914,000
4	DEVNYA CEMENT AD	131,500,000	126,512,000
5	KHAN ASPARUH AD	119,715,000	111,907,000
6	SISECAM AUTOMOTIVE BULGARIA EAD	112,981,000	102,989,000
7	ZLATNA PANEGA CEMENT AD	87,721,000	84,165,000
8	HOLCIM BULGARIA AD	85,144,000	80,186,000
9	KNAUF BULGARIA EOOD	80,422,000	80,301,000
10	KHAN OMURTAG AD	74,593,000	67,858,000

The total revenues of the top 10 companies in the Manufacture of other non-metallic mineral products were 1.41% of GDP in 2017, compared to 1.45% for 2016 and 1.72% in 2015.

The top 10 by assets in the Manufacture of other non-metallic mineral products market made up BGN 1,281,155,000, or 48.28% of the total net sales revenue.

#### TOP 10 BY TOTAL ASSETS IN THE INDUSTRY

RANK	COMPANY	BGN
1	DEVNYA CEMENT AD	446,276,000
2	TRAKYA GLASS BULGARIA EAD	380,263,000
3	PASABAHCE BULGARIA EAD	293,500,000
4	BA GLASS BULGARIA AD	264,994,000
5	HOLCIM BULGARIA AD	196,566,000
6	ZLATNA PANEGA CEMENT AD	174,200,000
7	SISECAM AUTOMOTIVE BULGARIA EAD	160,293,000
8	KNAUF BULGARIA EOOD	109,272,000
9	KHAN ASPARUH AD	99,770,000
10	KHAN OMURTAG AD	91,583,000

#### TOP 10 COMPANIES WITH HIGHEST ANNUAL GROWTH IN OPERATING REVENUE IN MANUFACTURE OF OTHER NON-METALLIC MINERAL PRODUCTS

RANK	COMPANY	Y/Y GROWTH
1	METALTRANS EOOD	12233.33%
2	GLASS TRADING OOD	11450.00%
3	STROYKERAMIKA OOD	3100.00%
4	MRAMOR - BERKSTONE B EOOD	2479.59%
5	CHAKMAK TASH OOD	2450.00%

6	VYARA - 2006 EOOD	1930.00%
7	BELLA BETON EOOD	1730.77%
8	HRISI - DIMITRINKA PETROVA ET	1700.00%
9	PLASTFORM OOD	1622.22%
10	EA04 EOOD	1612.00%

#### TOP COMPANIES BY TOTAL REVENUE IN THE SECTOR MANUFACTURE OF OTHER TECHNICAL CERAMIC PRODUCTS WERE:

COMPANY	BGN
KAST FUTURA - BG EOOD	37,374,000
KERAMOSILIKAT OOD	379,000
IZDATELSTVO BULGARI OOD	150,000
TEHNICHESKA KERAMIKA OOD	58,000
CERAMICA DIAS EOOD	13,000

The largest companies in terms of total revenue in sector Manufacture of other technical ceramic products earned total revenue of BGN 37,974,000 and accounted for 1.32% of the industry's total revenue.

#### TOP 10 COMPANIES BY TOTAL REVENUE IN THE SECTOR MANUFACTURE OF REFRACTORY PRODUCTS WERE:

COMPANY	BGN
SIGMAREF EOOD	8,225,000
TECHCERAMIK-M AD	6,956,000
TRUD AD	5,176,000
REFRAN EOOD	2,162,000
SHAMOT EL PE 2007 OOD	2,017,000
LASKOV STEFAN DIMITROV 2 EOOD	1,812,000
LICATA BULGARIA OOD	1,706,000
RIMPEX OOD	774,000
KAMINI ACCORD EOOD	183,000
BALKANSERVICE EOOD	135,000

The 10 largest companies in terms of total revenue in sector Manufacture of refractory products earned total revenue of BGN 29,146,000 and accounted for 1.02% of the industry's total revenue.

#### TOP 10 COMPANIES BY TOTAL REVENUE IN THE MARKET MANUFACTURE OF CERAMIC HOUSEHOLD AND ORNAMENTAL ARTICLES WERE:

COMPANY	BGN
KOVACHEVI KERAMIKA EOOD	239,000
AXISHOLD OOD	237,000
CERAMICA IOVCHEVSKI EOOD	196,000
TRONI ART 2006 EOOD	114,000
KERAMIKA 2012 OOD	114,000
TROYANSKA KERAMIKA KOOP.	114,000
ELIT KOMERS ART OOD	108,000
NIA-ETN EOOD	95,000
BOLGAR KERAMIK TROYAN EOOD	86,000
ILIEV EOOD	73,000

The 10 largest companies in terms of total revenue in sector Manufacture of ceramic household and ornamental articles earned total revenue of BGN 1,376,000 and accounted for 0.05% of the industry's total revenue.

**TOP COMPANIES BY TOTAL REVENUE IN THE INDUSTRY  
MANUFACTURE OF CERAMIC INSULATORS AND INSULATING  
FITTINGS WERE:**

COMPANY	BGN
ELPO AD	791,000
NEVEN OOD	228,000
ARMIRANI POLIMERNI IZOLATSII OOD	112,000
ELEKTROKERAMIKA-VASIL TOTEV ET	88,000
KATYA-KRASIMIRA DIMOVA - IVAN NIKOLOV ET	9,000

The largest companies in terms of total revenue in sector Manufacture of ceramic insulators and insulating fittings earned total revenue of BGN 1,228,000 and accounted for 0.04% of the industry's total revenue.

**TOP COMPANIES BY TOTAL REVENUE IN THE FIELD  
MANUFACTURE OF CERAMIC SANITARY FIXTURES WERE:**

COMPANY	BGN
ROCA BULGARIA AD	43,529,000
BULSAN EOOD	19,380,000
FAT EOOD	5,063,000
INTERNATIONAL COMPOSIT BG AD	2,654,000
NEOS EOOD	152,000

The largest companies in terms of total revenue in sector Manufacture of ceramic sanitary fixtures earned total revenue of BGN 70,778,000 and accounted for 2.47% of the industry's total revenue.

**TOP 10 COMPANIES BY TOTAL REVENUE IN THE FIELD  
MANUFACTURE OF OTHER CERAMIC PRODUCTS WERE:**

COMPANY	BGN
STARS CERAMICS EOOD	391,000
DECORADO EOOD	297,000
CERATECH GROUP EOOD	261,000
PLAMEN DANCHEV KERAMIKA EOOD	259,000
DANCO OOD	219,000
TCOCHEV CERAMICS EOOD	163,000
TATI ART OOD	146,000
SPEKTAR KERAMIK OOD	135,000
POP ART - 27 EOOD	128,000
GEANIG OOD	103,000

The 10 largest companies in terms of total revenue in sector Manufacture of other ceramic products earned total revenue of BGN 2,102,000 and accounted for 0.07% of the industry's total revenue.

**TOP 10 COMPANIES BY TOTAL REVENUE IN THE SECTOR  
MANUFACTURE OF OTHER ARTICLES OF CONCRETE, PLASTER AND  
CEMENT WERE:**

COMPANY	BGN
BAUMIT BULGARIA EOOD	47,677,000
MATHIOS AD	4,246,000
BAU CENTER EOOD	3,722,000
ENCHO ENCHEV-ETE EOOD	1,678,000
SBKI AD	1,517,000
RUBOLT AD	1,388,000
TECHNOKOREKT EOOD	1,040,000
VELKONI EOOD	529,000

NEW LITIC OOD	321,000
GALAKTIKA 03 EOOD	308,000

The 10 largest companies in terms of total revenue in sector Manufacture of other articles of concrete, plaster and cement earned total revenue of BGN 62,426,000 and accounted for 2.18% of the industry's total revenue.

**TOP 10 COMPANIES BY TOTAL REVENUE IN THE INDUSTRY  
MANUFACTURE OF MORTARS WERE:**

COMPANY	BGN
ROEFIX EOOD	19,170,000
MAPEI BULGARIA EOOD	16,494,000
ARES 08 EOOD	903,000
BIKSTON GEORGIEV EOOD	208,000
BORIS PECHEV ET	186,000
TANEM-77 - TANER YUMER ET	163,000
EKOAGROSTROY AD	155,000
STREMON 95 OOD	141,000
SMK-STROYCEM OOD	87,000
MAK EOOD	78,000

The 10 largest companies in terms of total revenue in sector Manufacture of mortars earned total revenue of BGN 37,585,000 and accounted for 1.31% of the industry's total revenue.

**TOP 10 COMPANIES BY TOTAL REVENUE IN THE FIELD  
MANUFACTURE OF READY-MIXED CONCRETE WERE:**

COMPANY	BGN
HYDROBETON OOD	44,937,000
ATMIX OOD	27,252,000
KERAMIKA BURGAS AD	16,750,000
COOL OOD	11,432,000
BG BETON OOD	11,133,000
TRANSPORT STROY AD	9,524,000
DK - DOMOSTROENE AD	6,746,000
USTRA - BETON OOD	6,380,000
ATMIX BETON EOOD	6,150,000
TEMPO 2 OOD	5,560,000

The 10 largest companies in terms of total revenue in sector Manufacture of ready-mixed concrete earned total revenue of BGN 145,864,000 and accounted for 5.09% of the industry's total revenue.

**TOP COMPANIES BY TOTAL REVENUE IN THE SECTOR  
MANUFACTURE OF PLASTER PRODUCTS FOR CONSTRUCTION  
PURPOSES WERE:**

COMPANY	BGN
KNAUF BULGARIA EOOD	80,422,000
INDUSTRIAL SOLUTIONS BULGARIA EOOD	24,474,000
MARIYA HRISTOVA 2012 ET	5,000
3D ART DEKOR BURGAS EOOD	4,000

The largest companies in terms of total revenue in sector Manufacture of plaster products for construction purposes earned total revenue of BGN 104,905,000 and accounted for 3.66% of the industry's total revenue.

**TOP 10 COMPANIES BY TOTAL REVENUE IN THE SECTOR  
MANUFACTURE OF CONCRETE PRODUCTS FOR CONSTRUCTION  
PURPOSES WERE:**

COMPANY	BGN
XELLA BULGARIA EOOD	22,628,000
BRAMAK COVERING SYSTEMS EOOD	16,886,000
ZSK STOMANOBETON EAD	13,379,000
SEMMELOCK STEIN UND DESIGN EOOD	10,047,000
RELIKS VIBRO AD	8,004,000
ZSK LOZOVO AD	7,598,000
BULGARIAN CONCRETE ELEMENTS EOOD	7,160,000
TECHNOCIM EAD	6,465,000
LEO BETON PRODUCTS EOOD	5,665,000
GENERAL GANETSKI AD	4,248,000

The 10 largest companies in terms of total revenue in sector Manufacture of concrete products for construction purposes earned total revenue of BGN 102,080,000 and accounted for 3.56% of the industry's total revenue.

**TOP COMPANIES BY TOTAL REVENUE IN THE SECTOR  
MANUFACTURE OF CERAMIC TILES AND FLAGS WERE:**

COMPANY	BGN
KHAN ASPARUH AD	119,715,000
KHAN OMURTAG AD	74,593,000
KEROS BULGARIA EAD	34,986,000
DURA-TILES BG AD	13,339,000

The largest companies in terms of total revenue in sector Manufacture of ceramic tiles and flags earned total revenue of BGN 242,633,000 and accounted for 8.46% of the industry's total revenue.

**TOP 10 COMPANIES BY TOTAL REVENUE IN THE SECTOR  
MANUFACTURE OF BRICKS, TILES AND CONSTRUCTION  
PRODUCTS, IN BAKED CLAY WERE:**

COMPANY	BGN
WIENERBERGER EOOD	33,625,000
TAYFUN BG OOD	2,278,000
KERAMAT AD	1,723,000
KERAM INVEST AD	1,187,000
NIKOM - 97 AD	1,039,000
RODNA INDUSTRIA 91 EOOD	719,000
BADESHTE BUTOVO AD	514,000
KERAMIK - GT AD	500,000
TERRA 2010 EOOD	459,000
HARMANLIYSKA KERAMIKA AD	176,000

The 10 largest companies in terms of total revenue in sector Manufacture of bricks, tiles and construction products, in baked clay earned total revenue of BGN 42,220,000 and accounted for 1.47% of the industry's total revenue.

**TOP 10 COMPANIES BY TOTAL REVENUE IN THE INDUSTRY  
MANUFACTURE AND PROCESSING OF OTHER GLASS, INCLUDING  
TECHNICAL GLASSWARE WERE:**

COMPANY	BGN
TREND BULGARIA EAD	8,889,000
THE GLASS CO. EOOD	3,372,000
VID GLASS 1 OOD	1,604,000
KUBRAT SAN EOOD	1,369,000
NIAGLAS EOOD	1,218,000
MINIGLASS EOOD	1,059,000

DUERRE ENGINEERING OOD	680,000
BULGLASS EOOD	438,000
DIONIS OOD	424,000
MORANO OOD	325,000

The 10 largest companies in terms of total revenue in sector Manufacture and processing of other glass, including technical glassware earned total revenue of BGN 19,378,000 and accounted for 0.68% of the industry's total revenue.

**TOP COMPANIES BY TOTAL REVENUE IN THE MARKET  
MANUFACTURE OF GLASS FIBRES WERE:**

COMPANY	BGN
BULGARSKI BERGMAN AD	1,005,000
SIMAT AD	64,000

The largest companies in terms of total revenue in sector Manufacture of glass fibres earned total revenue of BGN 1,069,000 and accounted for 0.04% of the industry's total revenue.

**TOP 10 COMPANIES BY TOTAL REVENUE IN THE MARKET SHAPING  
AND PROCESSING OF FLAT GLASS WERE:**

COMPANY	BGN
SISECAM AUTOMOTIVE BULGARIA EAD	112,981,000
GLASSPROEKT EOOD	16,511,000
STAKLOPAKET TA EOOD	10,234,000
KRYSTAL GLASS EOOD	8,119,000
GLASSCO OOD	7,261,000
MT PLAST EOOD	6,835,000
BUL IT GLASS OOD	5,645,000
KEM GLASS EOOD	5,566,000
KLER-D EOOD	4,705,000
DAKS 96 OOD	4,371,000

The 10 largest companies in terms of total revenue in sector Shaping and processing of flat glass earned total revenue of BGN 182,228,000 and accounted for 6.36% of the industry's total revenue.

**TOP 10 COMPANIES BY TOTAL REVENUE IN THE SECTOR  
MANUFACTURE OF HOLLOW GLASS WERE:**

COMPANY	BGN
BA GLASS BULGARIA AD	233,593,000
PASABAHCE BULGARIA EAD	183,134,000
RUBIN TRADING AD EAD	55,608,000
NEW GLASS EAD	44,768,000
ECOPRINT GLASS OOD	8,117,000
OPAKOVACHNO STAKLO EOOD	832,000
INHOM OOD	694,000
ATMAR GRUP OOD	691,000
GLAS-KOMERS OOD	687,000
SINEKS OOD	63,000

The 10 largest companies in terms of total revenue in sector Manufacture of hollow glass earned total revenue of BGN 528,187,000 and accounted for 18.42% of the industry's total revenue.



**TOP COMPANIES BY TOTAL REVENUE IN THE INDUSTRY  
MANUFACTURE OF FLAT GLASS WERE:**

COMPANY	BGN
TRAKYA GLASS BULGARIA EAD	243,697,000

The largest companies in terms of total revenue in sector Manufacture of flat glass earned total revenue of BGN 243,697,000 and accounted for 8.50% of the industry's total revenue.

**TOP 10 COMPANIES BY TOTAL REVENUE IN THE INDUSTRY  
PRODUCTION OF ABRASIVE PRODUCTS WERE:**

COMPANY	BGN
SUPERABRASIVE EOOD	22,124,000
ZAI AD	5,429,000
DAYMAND TULJ SAPLAY BG EOOD	5,180,000
BULFLEX & CO OOD	1,914,000
ABRAX EOOD	1,647,000
IMN ABRASIVE OOD	1,632,000
ABRASIVI BULGARIA OOD	1,461,000
T BLOK EOOD	1,364,000
ABRAFLAP EOOD	1,043,000
ABRAZIV BULGARIA EOOD	269,000

The 10 largest companies in terms of total revenue in sector Production of abrasive products earned total revenue of BGN 42,063,000 and accounted for 1.47% of the industry's total revenue.

**TOP 10 COMPANIES BY TOTAL REVENUE IN THE INDUSTRY  
MANUFACTURE OF LIME AND PLASTER WERE:**

COMPANY	BGN
OGNYANOVO-K AD	29,131,000
GIPS AD	21,708,000
CALCIT AD	16,664,000
SMA MINERAL BURGAS VAR EOOD	3,747,000
KARIERI I VARODOBIV AD	2,041,000
KALCIT EOOD	1,959,000
ECO GIPS EOOD	1,308,000
NOVA VAROVA KOMPANIA EOOD	570,000
RELATION PROPERTIES BULGARIA EOOD	403,000
TAMARA 2009 OOD	351,000

The 10 largest companies in terms of total revenue in sector Manufacture of lime and plaster earned total revenue of BGN 77,882,000 and accounted for 2.72% of the industry's total revenue.

**TOP COMPANIES BY TOTAL REVENUE IN THE FIELD  
MANUFACTURE OF CEMENT WERE:**

COMPANY	BGN
DEVNYA CEMENT AD	131,500,000
ZLATNA PANEGA CEMENT AD	87,721,000
HOLCIM BULGARIA AD	85,144,000
VULKAN CEMENT AD	26,655,000

The largest companies in terms of total revenue in sector Manufacture of cement earned total revenue of BGN 331,020,000 and accounted for 11.54% of the industry's total revenue.

**TOP 10 COMPANIES BY TOTAL REVENUE IN THE MARKET  
CUTTING, SHAPING AND FINISHING OF STONE WERE:**

COMPANY	BGN
MONOLIT 1994 EOOD	9,937,000
HB MINERALS OOD	7,332,000
HEMUS - M AD	4,032,000
POPCHEV STONE DESIGN EOOD	3,301,000
TZERKEZOV OOD	3,168,000
TRAHIT BP OOD	3,091,000
PREDSEDNIK OOD	3,071,000
GRANITEX IV EOOD	2,892,000
YOTOV STOUN EOOD	2,710,000
STONE CENTER GROUP OOD	2,548,000

The 10 largest companies in terms of total revenue in sector Cutting, shaping and finishing of stone earned total revenue of BGN 42,082,000 and accounted for 1.47% of the industry's total revenue.

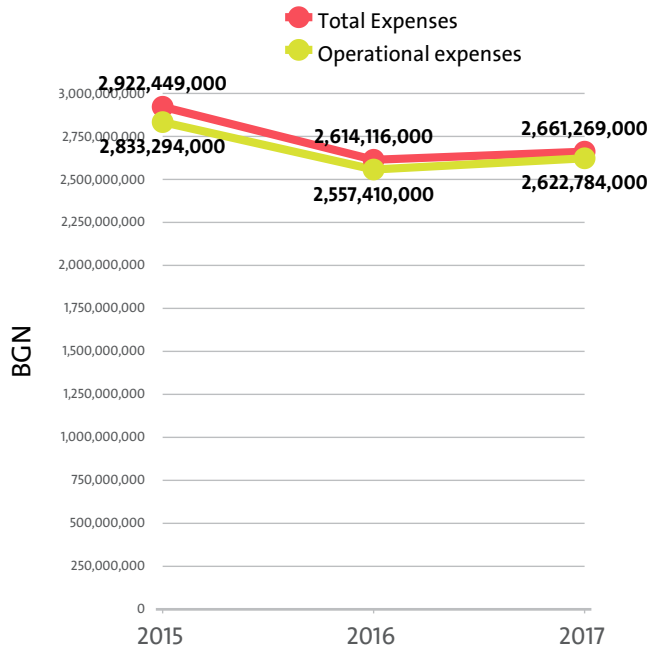
**TOP 10 COMPANIES BY TOTAL REVENUE IN THE MARKET  
MANUFACTURE OF OTHER NON-METALLIC MINERAL PRODUCTS  
N.E.C. WERE:**

COMPANY	BGN
IMERYS MINERALS BULGARIA AD	23,369,000
BORO TERACOL OOD	16,003,000
TERAZID EOOD	13,919,000
AGROMAH PRODUCTION EOOD	10,671,000
ISOLA PETROV EOOD	9,263,000
EVROPAT 2005LTD OOD	6,856,000
PERSENK INVEST OOD	6,013,000
CHEMICAL PRODUCTS OOD	5,767,000
BUILD RENT BG AD	5,553,000
ROADS AND BRIDGES PRO OOD	4,729,000

The 10 largest companies in terms of total revenue in sector Manufacture of other non-metallic mineral products n.e.c. earned total revenue of BGN 102,143,000 and accounted for 3.56% of the industry's total revenue.

## IV. EXPENSES

The combined costs of the companies in the Manufacture of other non-metallic mineral products industry reached BGN 2,661,269,000 in 2017.



In annual terms, total expenses increased by 1.80% compared to 2016 and fell by 8.94% in comparison to 2015.

The total operating expenses of the companies in the Manufacture of other non-metallic mineral products industry were BGN 2,622,784,000 in 2017.

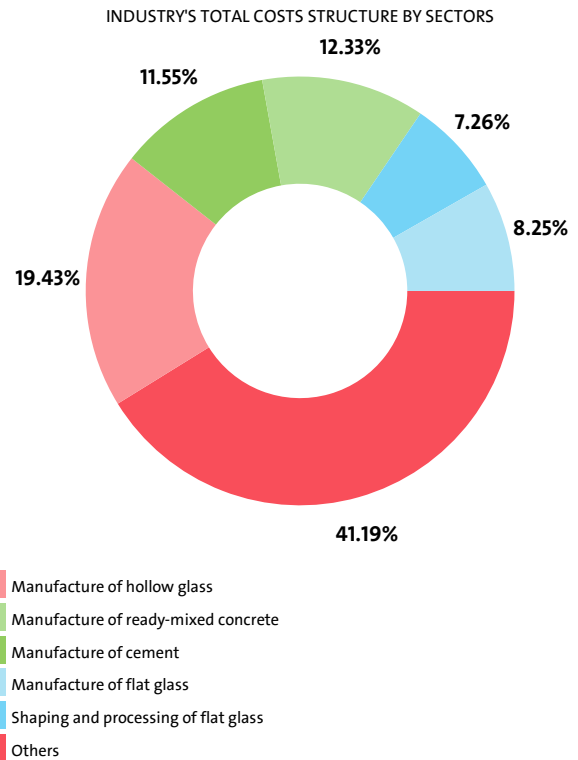
Operating costs rose by 2.56% compared with the previous year and fell by 7.43% when compared to 2015.

We expect, based on the trend in the last three years, the total costs of the Manufacture of other non-metallic mineral products industry to change at a compound annual growth rate (CAGR) of -4.57% in 2018.

#### TOTAL COSTS BY SECTORS

RANK	SECTOR	TOTAL COSTS (BGN)
1	MANUFACTURE OF HOLLOW GLASS	516,994,000
2	MANUFACTURE OF READY-MIXED CONCRETE	328,064,000
3	MANUFACTURE OF CEMENT	307,502,000
4	MANUFACTURE OF FLAT GLASS	219,440,000
5	SHAPING AND PROCESSING OF FLAT GLASS	193,169,000
6	MANUFACTURE OF CERAMIC TILES AND FLAGS	192,188,000
7	MANUFACTURE OF OTHER NON-METALLIC MINERAL PRODUCTS N.E.C.	157,018,000
8	MANUFACTURE OF CONCRETE PRODUCTS FOR CONSTRUCTION PURPOSES	145,922,000
9	MANUFACTURE OF PLASTER PRODUCTS FOR CONSTRUCTION PURPOSES	98,777,000
10	CUTTING, SHAPING AND FINISHING OF STONE	95,157,000
11	MANUFACTURE OF LIME AND PLASTER	74,928,000
12	MANUFACTURE OF CERAMIC SANITARY FIXTURES	72,470,000
13	MANUFACTURE OF OTHER ARTICLES OF CONCRETE, PLASTER AND CEMENT	59,908,000
14	MANUFACTURE OF MORTARS	37,376,000
15	MANUFACTURE OF OTHER TECHNICAL CERAMIC PRODUCTS	37,249,000
16	PRODUCTION OF ABRASIVE PRODUCTS	36,737,000
17	MANUFACTURE OF BRICKS, TILES AND CONSTRUCTION PRODUCTS, IN BAKED CLAY	33,192,000
18	MANUFACTURE OF REFRACTORY PRODUCTS	25,923,000
19	MANUFACTURE AND PROCESSING OF OTHER GLASS, INCLUDING TECHNICAL GLASSWARE	20,739,000

20	MANUFACTURE OF OTHER CERAMIC PRODUCTS	3,874,000
21	MANUFACTURE OF CERAMIC HOUSEHOLD AND ORNAMENTAL ARTICLES	2,165,000
22	MANUFACTURE OF CERAMIC INSULATORS AND INSULATING FITTINGS	1,423,000
23	MANUFACTURE OF GLASS FIBRES	1,054,000

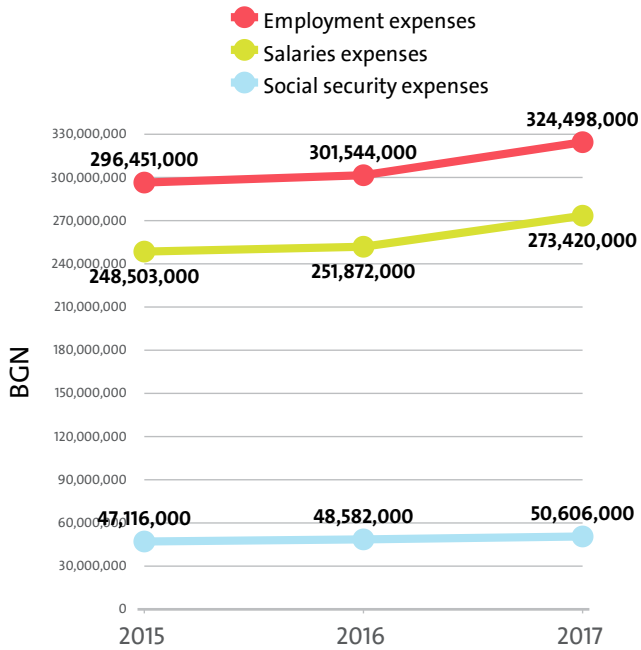


Manufacture of ceramic insulators and insulating fittings marked the highest annual growth in total expenses, of 250.49%, while total expenses fell the most, by 18.07%, for Manufacture of mortars.

In terms of operating expenses, the highest growth, of 253.23%, was recorded by the Manufacture of ceramic insulators and insulating fittings sector. The sharpest fall was posted by Manufacture of mortars - 17.92%.

The biggest spenders in the industry, with costs of over 10% of industry's costs, numbered 21, including ATMIX OOD, BAUMIT BULGARIA EOOD, RUBIN TRADING AD EAD, NEW GLASS EAD, HOLCIM BULGARIA AD. The medium spenders, or those in the 5% and 10% range count 16 and include MAPEI BULGARIA EOOD, ROEFIX EOOD, TERAZID EOOD, KERAMIKA BURGAS AD, CALCIT AD. Below 5% threshold are 1,249 companies, including NEC GROUP EOOD, ART GLAS STUDIO SVETLANA OOD, BEEP KOMM OOD, MERTTRANS METIN KENAN ET, DUNAV BETON EOOD.

Employment expenses in the Manufacture of other non-metallic mineral products industry increased by 7.61% on the year to BGN 324,498,000 in 2017.



The highest growth in labour costs, of 31.67%, was registered by Manufacture of ceramic insulators and insulating fittings, while Manufacture and processing of other glass, including technical glassware marked the sharpest fall, of 24.08%.

The monthly costs per employee in the Manufacture of other non-metallic mineral products industry averaged BGN 1,409 in 2017, BGN 1,210 in 2016 and BGN 1,059 in 2015.

The monthly social security costs per employee in the industry averaged BGN 220 in 2017, versus BGN 195 in 2016 and BGN 168 in 2015.

#### EMPLOYMENT EXPENSES IN MANUFACTURE OF OTHER NON-METALLIC MINERAL PRODUCTS BY SECTORS IN 2017

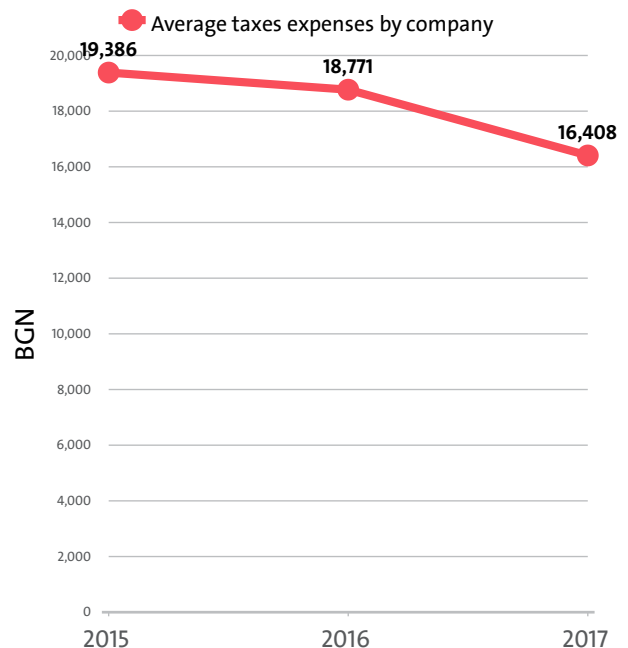
RANK	SECTOR	EMPLOYMENT EXPENSES (BGN)	AVERAGE EXPENSES PER EMPLOYEE (BGN)
1	MANUFACTURE OF HOLLOW GLASS	66,862,000	26,262
2	MANUFACTURE OF READY-MIXED CONCRETE	29,245,000	10,508
3	MANUFACTURE OF CERAMIC TILES AND FLAGS	27,430,000	15,665
4	MANUFACTURE OF CEMENT	25,660,000	43,863
5	MANUFACTURE OF CONCRETE PRODUCTS FOR CONSTRUCTION PURPOSES	25,181,000	15,978
6	MANUFACTURE OF OTHER NON-METALLIC MINERAL PRODUCTS N.E.C.	23,556,000	15,579
7	SHAPING AND PROCESSING OF FLAT GLASS	19,493,000	13,670
8	CUTTING, SHAPING AND FINISHING OF STONE	17,497,000	9,993
9	MANUFACTURE OF CERAMIC SANITARY FIXTURES	13,794,000	15,837
10	MANUFACTURE OF FLAT GLASS	12,237,000	22,290
11	MANUFACTURE OF LIME AND PLASTER	10,188,000	20,095
12	PRODUCTION OF ABRASIVE PRODUCTS	9,099,000	18,917
13	MANUFACTURE OF PLASTER PRODUCTS FOR CONSTRUCTION PURPOSES	9,082,000	32,206
14	MANUFACTURE OF OTHER ARTICLES OF CONCRETE, PLASTER AND CEMENT	7,571,000	16,352
15	MANUFACTURE OF OTHER TECHNICAL CERAMIC PRODUCTS	6,179,000	13,288
16	MANUFACTURE OF REFRACTORY PRODUCTS	6,125,000	14,080
17	MANUFACTURE OF BRICKS, TILES AND CONSTRUCTION PRODUCTS, IN BAKED CLAY	5,676,000	13,109

18	MANUFACTURE OF MORTARS	4,566,000	19,939
19	MANUFACTURE AND PROCESSING OF OTHER GLASS, INCLUDING TECHNICAL GLASSWARE	2,396,000	12,224
20	MANUFACTURE OF OTHER CERAMIC PRODUCTS	1,278,000	7,061
21	MANUFACTURE OF CERAMIC HOUSEHOLD AND ORNAMENTAL ARTICLES	706,000	7,060
22	MANUFACTURE OF GLASS FIBRES	519,000	9,792
23	MANUFACTURE OF CERAMIC INSULATORS AND INSULATING FITTINGS	158,000	8,778

#### THE TOP 10 COMPANIES BY AVERAGE MONTHLY COSTS PER EMPLOYEE IN THE INDUSTRY

RANK	COMPANY	BGN
1	HOLCIM BULGARIA AD	30,888
2	BA GLASS BULGARIA AD	9,499
3	SMA MINERAL BURGAS VAR EOOD	9,115
4	XELLA BULGARIA EOOD	7,667
5	ECOPRINT GLASS OOD	6,130
6	TBM 2000 EOOD	4,783
7	OGNYANOVO-K AD	4,482
8	BUILD RENT BG AD	4,400
9	BINETA EN DZHI EOOD	4,000
10	ISOMAX - BAYCHEV EOOD	3,994

The industry's tax expenses stood at BGN 21,101,000 in 2017. In 2016 it paid taxes of BGN 24,928,000. In 2015 the industry paid BGN 26,598,000 in taxes.



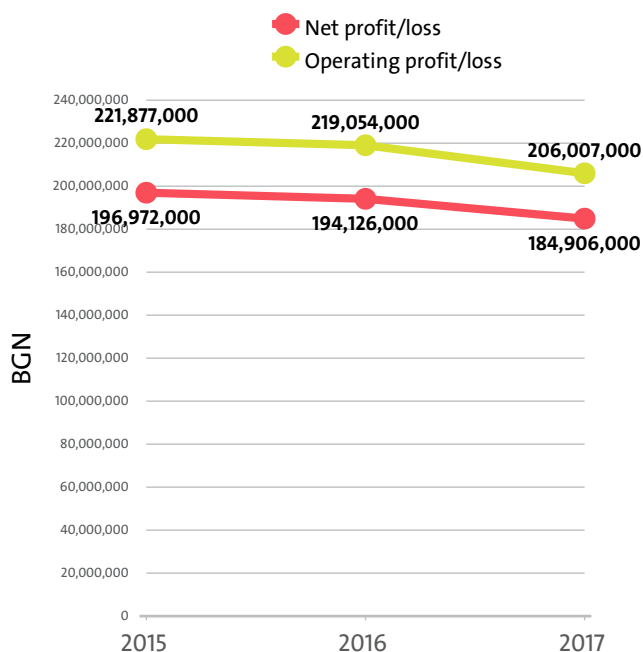
#### EXPENSES ON TAXES BY SECTORS

RANK	SECTOR	BGN	Y/Y CHANGE
1	MANUFACTURE OF CEMENT	3,003,000	-1458.82%
2	MANUFACTURE OF FLAT GLASS	2,918,000	-21.66%
3	MANUFACTURE OF READY-MIXED CONCRETE	2,177,000	19.09%
4	MANUFACTURE OF CERAMIC TILES AND FLAGS	1,935,000	-67.18%
5	MANUFACTURE OF HOLLOW GLASS	1,855,000	-53.18%
6	MANUFACTURE OF OTHER NON-METALLIC MINERAL PRODUCTS N.E.C.	1,683,000	47.89%
7	SHAPING AND PROCESSING OF FLAT GLASS	1,522,000	-24.13%
8	MANUFACTURE OF BRICKS, TILES AND CONSTRUCTION PRODUCTS, IN BAKED CLAY	1,171,000	24.57%

9	CUTTING, SHAPING AND FINISHING OF STONE	1,005,000	36.55%
10	MANUFACTURE OF CONCRETE PRODUCTS FOR CONSTRUCTION PURPOSES	671,000	22.89%
11	MANUFACTURE OF PLASTER PRODUCTS FOR CONSTRUCTION PURPOSES	666,000	-23.54%
12	MANUFACTURE OF OTHER ARTICLES OF CONCRETE, PLASTER AND CEMENT	658,000	-31.74%
13	PRODUCTION OF ABRASIVE PRODUCTS	617,000	-23.26%
14	MANUFACTURE OF LIME AND PLASTER	490,000	-2.97%
15	MANUFACTURE OF REFRACTORY PRODUCTS	351,000	-44.02%
16	MANUFACTURE OF CERAMIC SANITARY FIXTURES	144,000	-28.00%
17	MANUFACTURE AND PROCESSING OF OTHER GLASS, INCLUDING TECHNICAL GLASSWARE	115,000	-28.57%
18	MANUFACTURE OF OTHER TECHNICAL CERAMIC PRODUCTS	58,000	-47.75%
19	MANUFACTURE OF OTHER CERAMIC PRODUCTS	30,000	-18.92%
20	MANUFACTURE OF CERAMIC HOUSEHOLD AND ORNAMENTAL ARTICLES	21,000	-4.55%
21	MANUFACTURE OF MORTARS	12,000	-82.35%
22	MANUFACTURE OF CERAMIC INSULATORS AND INSULATING FITTINGS	1,000	-50.00%
23	MANUFACTURE OF GLASS FIBRES	-2,000	N/A

## V. PROFITABILITY

The industry's net profit amounted to BGN 184,906,000 in 2017, compared to a net profit of BGN 194,126,000 in 2016 and a net profit of BGN 196,972,000 in 2015.



### TOP 10 COMPANIES BY HIGHEST NET PROFIT IN MANUFACTURE OF OTHER NON-METALLIC MINERAL PRODUCTS

RANK	COMPANY	BGN
1	KHAN ASPARUH AD	33,013,000
2	TRAKYA GLASS BULGARIA EAD	21,339,000
3	DEVNYA CEMENT AD	15,485,000
4	HOLCIM BULGARIA AD	13,585,000
5	KHAN OMURTAG AD	13,555,000
6	WIENERBERGER EOOD	10,481,000
7	PASABAHCE BULGARIA EAD	9,365,000

8	SISECAM AUTOMOTIVE BULGARIA EAD	8,221,000
9	BAUMIT BULGARIA EOOD	5,027,000
10	KNAUF BULGARIA EOOD	4,776,000

### TOP COMPANIES BY HIGHEST NET LOSS IN MANUFACTURE OF OTHER NON-METALLIC MINERAL PRODUCTS

RANK	COMPANY	BGN
1	ZLATNA PANEGA CEMENT AD	6,799,000
2	BA GLASS BULGARIA AD	6,255,000
3	TECHNOCIM EAD	3,209,000
4	ROCA BULGARIA AD	2,632,000
5	VULKAN CEMENT AD	1,756,000

The combined operating earnings of the companies in the Manufacture of other non-metallic mineral products industry fell by 5.96% y/y to BGN 206,007,000 in 2017.

### OPERATING PROFIT/LOSS BY SECTORS (BGN)

SECTOR	2017	2016	2015
MANUFACTURE OF CERAMIC TILES AND FLAGS	50,445,000	54,367,000	43,915,000
MANUFACTURE OF FLAT GLASS	24,257,000	37,035,000	23,670,000
MANUFACTURE OF CEMENT	23,518,000	-6,523,000	46,930,000
MANUFACTURE OF READY-MIXED CONCRETE	18,228,000	9,757,000	15,491,000
MANUFACTURE OF OTHER NON-METALLIC MINERAL PRODUCTS N.E.C.	15,258,000	21,692,000	74,310,000
SHAPING AND PROCESSING OF FLAT GLASS	14,972,000	19,564,000	3,456,000
MANUFACTURE OF HOLLOW GLASS	11,240,000	30,884,000	-21,494,000
MANUFACTURE OF BRICKS, TILES AND CONSTRUCTION PRODUCTS, IN BAKED CLAY	9,920,000	6,882,000	2,305,000
CUTTING, SHAPING AND FINISHING OF STONE	8,482,000	5,996,000	7,040,000
MANUFACTURE OF OTHER ARTICLES OF CONCRETE, PLASTER AND CEMENT	6,417,000	8,211,000	3,212,000
MANUFACTURE OF PLASTER PRODUCTS FOR CONSTRUCTION PURPOSES	6,128,000	8,300,000	-459,000
PRODUCTION OF ABRASIVE PRODUCTS	6,014,000	7,869,000	9,601,000
MANUFACTURE OF LIME AND PLASTER	4,561,000	4,340,000	-616,000
MANUFACTURE OF REFRACTORY PRODUCTS	3,238,000	5,946,000	4,944,000
MANUFACTURE OF CONCRETE PRODUCTS FOR CONSTRUCTION PURPOSES	2,034,000	2,676,000	9,463,000
MANUFACTURE AND PROCESSING OF OTHER GLASS, INCLUDING TECHNICAL GLASSWARE	1,448,000	916,000	1,588,000
MANUFACTURE OF OTHER TECHNICAL CERAMIC PRODUCTS	740,000	1,227,000	957,000
MANUFACTURE OF MORTARS	496,000	127,000	-10,000
MANUFACTURE OF OTHER CERAMIC PRODUCTS	259,000	196,000	-1,047,000
MANUFACTURE OF CERAMIC HOUSEHOLD AND ORNAMENTAL ARTICLES	185,000	214,000	107,000
MANUFACTURE OF GLASS FIBRES	15,000	-123,000	-5,000
MANUFACTURE OF CERAMIC INSULATORS AND INSULATING FITTINGS	-195,000	16,000	-3,000
MANUFACTURE OF CERAMIC SANITARY FIXTURES	-1,653,000	-515,000	-1,479,000

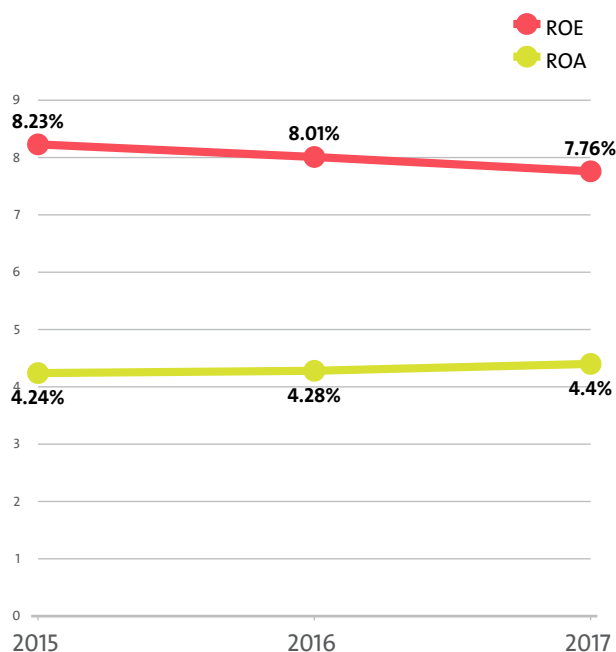
The profit margin for the Manufacture of other non-metallic mineral products industry stood at 7.21% in 2017, while in 2016 it amounted to 7.82% and 7.16% in 2015.

## PROFIT MARGIN BY SECTORS

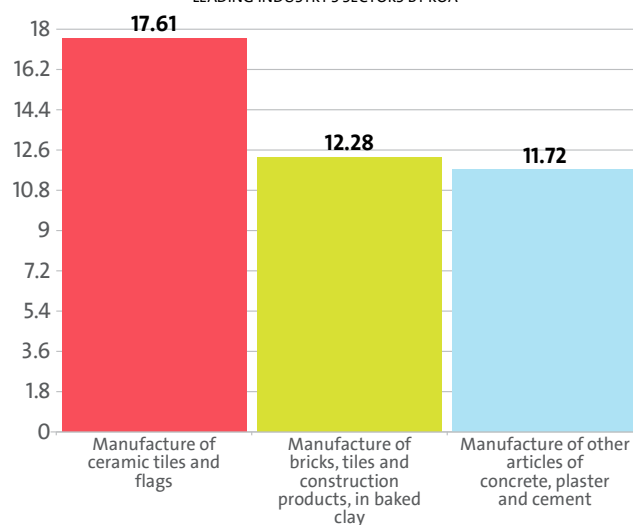
RANK	SECTOR	PROFIT MARGIN
1	MANUFACTURE OF BRICKS, TILES AND CONSTRUCTION PRODUCTS, IN BAKED CLAY	23.18%
2	MANUFACTURE OF CERAMIC TILES AND FLAGS	20.90%
3	PRODUCTION OF ABRASIVE PRODUCTS	14.22%
4	MANUFACTURE OF REFRACTORY PRODUCTS	11.12%
5	MANUFACTURE OF FLAT GLASS	9.96%
6	MANUFACTURE OF OTHER ARTICLES OF CONCRETE, PLASTER AND CEMENT	9.68%
7	MANUFACTURE OF OTHER NON-METALLIC MINERAL PRODUCTS N.E.C.	8.88%
8	CUTTING, SHAPING AND FINISHING OF STONE	8.21%
9	MANUFACTURE OF CERAMIC HOUSEHOLD AND ORNAMENTAL ARTICLES	7.87%
10	SHAPING AND PROCESSING OF FLAT GLASS	7.20%
11	MANUFACTURE OF CEMENT	7.13%
12	MANUFACTURE AND PROCESSING OF OTHER GLASS, INCLUDING TECHNICAL GLASSWARE	6.66%
13	MANUFACTURE OF OTHER CERAMIC PRODUCTS	6.27%
14	MANUFACTURE OF PLASTER PRODUCTS FOR CONSTRUCTION PURPOSES	5.84%
15	MANUFACTURE OF LIME AND PLASTER	5.83%
16	MANUFACTURE OF READY-MIXED CONCRETE	5.27%
17	MANUFACTURE OF HOLLOW GLASS	2.13%
18	MANUFACTURE OF OTHER TECHNICAL CERAMIC PRODUCTS	1.95%
19	MANUFACTURE OF GLASS FIBRES	1.42%
20	MANUFACTURE OF CONCRETE PRODUCTS FOR CONSTRUCTION PURPOSES	1.38%
21	MANUFACTURE OF MORTARS	1.31%
22	MANUFACTURE OF CERAMIC SANITARY FIXTURES	-2.34%
23	MANUFACTURE OF CERAMIC INSULATORS AND INSULATING FITTINGS	-15.88%

The Manufacture of other non-metallic mineral products industry's return on equity (ROE) is 7.76% compared to 8.01% in 2016 and 8.23% in 2015.

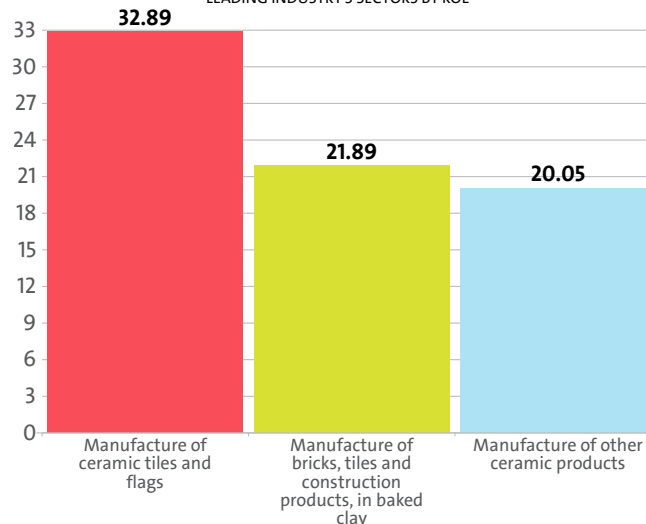
The Manufacture of other non-metallic mineral products's return on assets (ROA) was 4.40%, while in 2016 it amounted to 4.28% and 4.24% in 2015.



LEADING INDUSTRY'S SECTORS BY ROA



LEADING INDUSTRY'S SECTORS BY ROE



## TOP 10 COMPANIES BY HIGHEST AVERAGE NET PROFIT PER EMPLOYEE IN MANUFACTURE OF OTHER NON-METALLIC MINERAL PRODUCTS

RANK	COMPANY	BGN	COMPANY HEADQUARTERS (CITY)
1	HOLCIM BULGARIA AD	679,250	BELI IZVOR
2	KUBRAT SAN EOOD	353,000	PLISKA
3	DIMEKS OOD	307,000	VARNA
4	PATISHTA I KO OOD	214,000	SEMCHINOVO
5	MSD - 99 AD	158,091	VELIKO TARNOVO
6	ECOPRINT GLASS OOD	120,222	OSENOVO
7	WIENERBERGER EOOD	119,102	SOFIA
8	ATMIX BETON EOOD	114,111	SOFIA
9	ROCKWALL STONE OOD	108,000	PLOVDIV
10	GRAPHITE COMPLETE SOLUTIONS OOD	107,667	SANDANSKI

About 20.00% of the 10 leading companies in terms of net profit per employee are located in SOFIA, while 10.00% are SANDANSKI-based and 10.00% are headquartered in SEMCHINOVO.

The average net sales revenue per employee in the Manufacture of other non-metallic mineral products industry amounted to BGN 138,258 in 2017, up by 9.86% compared to 2016 and up by 12.08% compared to 2015.

The industry's average operating revenue per employee rose by 10.45% year-on-year in 2017 to BGN 148,948. It rose by 12.02% compared to 2015.

The Manufacture of other non-metallic mineral products field generated an average BGN 149,392 in total revenue per employee. In 2016 and 2015 the figure was BGN 136,394 and BGN 134,906, respectively.

The average total revenue per company in the Manufacture of other non-metallic mineral products industry grew to BGN 2,229,608 in 2017 from BGN 2,133,411 in 2016. The 2015 value was BGN 2,293,017.

A company in the Manufacture of other non-metallic mineral products industry made on average a net sales revenue of BGN 2,063,441 in 2017, compared to BGN 1,968,503 in 2016 and BGN 2,096,729 in 2015.

The Manufacture of other non-metallic mineral products industry made 0.98% of the overall sales country-wide, reducing its market share by 0.08 pp.

Operating profit per employee for the industry as a whole was BGN 10,733 in 2017. For comparison in 2016 it amounted to BGN 10,546 and BGN 10,546 in 2015.

#### THE TOP BY OPERATIONAL PROFIT PER EMPLOYEE IN MANUFACTURE OF OTHER NON-METALLIC MINERAL PRODUCTS

RANK	COMPANY	BGN
1	HOLCIM BULGARIA AD	753,450
2	KUBRAT SAN EOOD	362,000
3	DIMEKS OOD	341,000
4	PATISHTA I KO OOD	227,500
5	MSD - 99 AD	167,636

#### TOP 10 COMPANIES WITH HIGHEST CORRELATION OPERATING REVENUE - NUMBER OF EMPLOYEES - EMPLOYMENT EXPENSES\*

RANK	COMPANY NAME	CORRELATION (BGN)
1	HOLCIM BULGARIA AD	3,869,050
2	DIMEKS OOD	1,585,000
3	KUBRAT SAN EOOD	1,362,000
4	BUILD RENT BG AD	1,056,800
5	BA GLASS BULGARIA AD	998,171
6	ECOPRINT GLASS OOD	826,111
7	ATMIX BETON EOOD	657,667
8	STOUN BILDING OOD	644,000
9	NIAGLAS EOOD	603,000
10	BEEP KOMM OOD	548,000

\*The correlation is calculated by subtracting the quotient of the operating profit, and the employment expenses to the number of employees.

#### AVERAGE REVENUES PER EMPLOYEE IN MANUFACTURE OF OTHER NON-METALLIC MINERAL PRODUCTS IN 2017

SECTOR	AVERAGE NET SALES REVENUE (BGN)	AVERAGE OPERATING REVENUE (BGN)	AVERAGE TOTAL REVENUE (BGN)	NUMBER OF EMPLOYEES
MANUFACTURE OF OTHER TECHNICAL CERAMIC PRODUCTS	80,991	81,695	81,697	465
MANUFACTURE OF REFRACTORY PRODUCTS	65,055	66,922	67,037	435
MANUFACTURE OF CERAMIC HOUSEHOLD AND ORNAMENTAL ARTICLES	19,910	23,500	23,500	100

MANUFACTURE OF CERAMIC INSULATORS AND INSULATING FITTINGS	21,444	68,222	68,222	18
MANUFACTURE OF CERAMIC SANITARY FIXTURES	77,330	81,251	81,305	871
MANUFACTURE OF OTHER CERAMIC PRODUCTS	20,878	22,829	22,834	181
MANUFACTURE OF OTHER ARTICLES OF CONCRETE, PLASTER AND CEMENT	136,596	143,225	143,251	463
MANUFACTURE OF MORTARS	162,306	165,349	165,380	229
MANUFACTURE OF READY-MIXED CONCRETE	112,979	124,223	124,431	2,783
MANUFACTURE OF PLASTER PRODUCTS FOR CONSTRUCTION PURPOSES	371,067	371,957	372,004	282
MANUFACTURE OF CONCRETE PRODUCTS FOR CONSTRUCTION PURPOSES	87,110	93,509	93,881	1,576
MANUFACTURE OF CERAMIC TILES AND FLAGS	125,161	137,816	138,568	1,751
MANUFACTURE OF BRICKS, TILES AND CONSTRUCTION PRODUCTS, IN BAKED CLAY	95,323	98,834	99,566	433
MANUFACTURE AND PROCESSING OF OTHER GLASS, INCLUDING TECHNICAL GLASSWARE	92,551	110,929	113,199	196
MANUFACTURE OF GLASS FIBRES	13,868	20,000	20,170	53
SHAPING AND PROCESSING OF FLAT GLASS	136,480	145,902	145,961	1,426
MANUFACTURE OF HOLLOW GLASS	191,503	206,976	207,476	2,546
MANUFACTURE OF FLAT GLASS	426,330	443,703	443,893	549
PRODUCTION OF ABRASIVE PRODUCTS	81,753	87,900	88,879	481
MANUFACTURE OF LIME AND PLASTER	119,848	154,381	156,783	507
MANUFACTURE OF CEMENT	542,258	563,855	565,846	585
CUTTING, SHAPING AND FINISHING OF STONE	52,914	58,971	59,188	1,751
MANUFACTURE OF OTHER NON-METALLIC MINERAL PRODUCTS N.E.C.	100,429	113,647	113,939	1,512

#### AVERAGE REVENUE PER COMPANY IN MANUFACTURE OF OTHER NON-METALLIC MINERAL PRODUCTS IN 2017

SECTOR	AVERAGE NET SALES REVENUE (BGN)	AVERAGE OPERATING REVENUE (BGN)	AVERAGE TOTAL REVENUE (BGN)	NUMBER OF COMPANIES
MANUFACTURE OF FLAT GLASS	234,055,000	243,593,000	243,697,000	1
MANUFACTURE OF CEMENT	79,305,250	82,463,750	82,755,000	4
MANUFACTURE OF CERAMIC TILES AND FLAGS	54,789,250	60,329,000	60,658,250	4
MANUFACTURE OF HOLLOW GLASS	34,826,214	37,640,143	37,731,000	14
MANUFACTURE OF PLASTER PRODUCTS FOR CONSTRUCTION PURPOSES	20,928,200	20,978,400	20,981,000	5
MANUFACTURE OF CERAMIC SANITARY FIXTURES	9,622,000	10,110,000	10,116,714	7
MANUFACTURE OF OTHER TECHNICAL CERAMIC PRODUCTS	5,380,143	5,426,857	5,427,000	7
SHAPING AND PROCESSING OF FLAT GLASS	3,243,667	3,467,600	3,469,017	60
PRODUCTION OF ABRASIVE PRODUCTS	2,457,688	2,642,500	2,671,938	16
MANUFACTURE OF REFRACTORY PRODUCTS	2,358,250	2,425,917	2,430,083	12
MANUFACTURE OF BRICKS, TILES AND CONSTRUCTION PRODUCTS, IN BAKED CLAY	1,965,476	2,037,857	2,052,952	21
MANUFACTURE OF LIME AND PLASTER	1,413,093	1,820,256	1,848,581	43

MANUFACTURE OF READY-MIXED CONCRETE	1,541,275	1,694,672	1,697,510	204
MANUFACTURE OF MORTARS	1,429,538	1,456,346	1,456,615	26
MANUFACTURE OF OTHER NON-METALLIC MINERAL PRODUCTS N.E.C.	955,019	1,080,723	1,083,497	159
MANUFACTURE OF CONCRETE PRODUCTS FOR CONSTRUCTION PURPOSES	1,002,088	1,075,693	1,079,971	137
MANUFACTURE OF OTHER ARTICLES OF CONCRETE, PLASTER AND CEMENT	821,351	861,208	861,364	77
MANUFACTURE OF GLASS FIBRES	367,500	530,000	534,500	2
MANUFACTURE AND PROCESSING OF OTHER GLASS, INCLUDING TECHNICAL GLASSWARE	385,957	462,596	472,064	47
CUTTING, SHAPING AND FINISHING OF STONE	320,595	357,298	358,612	289
MANUFACTURE OF CERAMIC INSULATORS AND INSULATING FITTINGS	64,333	204,667	204,667	6
MANUFACTURE OF CERAMIC HOUSEHOLD AND ORNAMENTAL ARTICLES	40,633	47,959	47,959	49
MANUFACTURE OF OTHER CERAMIC PRODUCTS	39,365	43,042	43,052	96

The total indebtedness of the companies in the Manufacture of other non-metallic mineral products industry was BGN 1,720,610,000 versus BGN 2,006,044,000 a year ago. In 2015 the industry's indebtedness totalled BGN 2,131,235,000.

#### INDUSTRY'S INDEBTEDNESS BY SECTORS (BGN)

SECTOR	2017	2016	2015
MANUFACTURE OF HOLLOW GLASS	409,533,000	486,284,000	496,075,000
MANUFACTURE OF FLAT GLASS	184,279,000	186,584,000	242,368,000
MANUFACTURE OF READY-MIXED CONCRETE	137,607,000	169,819,000	165,282,000
SHAPING AND PROCESSING OF FLAT GLASS	135,373,000	136,277,000	119,952,000
MANUFACTURE OF CEMENT	127,737,000	137,526,000	153,600,000
MANUFACTURE OF CERAMIC TILES AND FLAGS	120,775,000	85,006,000	75,218,000
MANUFACTURE OF CONCRETE PRODUCTS FOR CONSTRUCTION PURPOSES	116,759,000	116,979,000	128,287,000
MANUFACTURE OF LIME AND PLASTER	105,140,000	109,775,000	108,971,000
MANUFACTURE OF OTHER NON-METALLIC MINERAL PRODUCTS N.E.C.	101,108,000	247,563,000	297,228,000
CUTTING, SHAPING AND FINISHING OF STONE	85,725,000	81,141,000	88,290,000
MANUFACTURE OF CERAMIC SANITARY FIXTURES	38,932,000	52,849,000	38,933,000
MANUFACTURE OF PLASTER PRODUCTS FOR CONSTRUCTION PURPOSES	36,454,000	52,842,000	73,742,000
MANUFACTURE OF BRICKS, TILES AND CONSTRUCTION PRODUCTS, IN BAKED CLAY	27,301,000	40,796,000	48,201,000
MANUFACTURE AND PROCESSING OF OTHER GLASS, INCLUDING TECHNICAL GLASSWARE	19,338,000	25,233,000	17,602,000
MANUFACTURE OF MORTARS	18,332,000	18,634,000	20,645,000
MANUFACTURE OF REFRACTORY PRODUCTS	13,926,000	14,717,000	15,131,000
MANUFACTURE OF OTHER ARTICLES OF CONCRETE, PLASTER AND CEMENT	12,806,000	20,537,000	15,358,000
MANUFACTURE OF OTHER TECHNICAL CERAMIC PRODUCTS	12,143,000	10,057,000	11,205,000
PRODUCTION OF ABRASIVE PRODUCTS	9,761,000	6,207,000	7,922,000

MANUFACTURE OF OTHER CERAMIC PRODUCTS	3,243,000	3,621,000	3,566,000
MANUFACTURE OF GLASS FIBRES	2,267,000	1,423,000	1,027,000
MANUFACTURE OF CERAMIC HOUSEHOLD AND ORNAMENTAL ARTICLES	1,899,000	2,126,000	1,329,000
MANUFACTURE OF CERAMIC INSULATORS AND INSULATING FITTINGS	172,000	42,000	1,017,000

Debt-to-assets ratio of the companies in the industry is 0.41 in 2017. It was 0.44 in 2016 and 0.46 in 2015.

According to market experts, the greatest impact on the development of the Manufacture of other non-metallic mineral products industry has expenses for raw materials and external services. In 2017 it stood at BGN 1,699,877,000, according to the financial statements of the companies in the industry. In 2016 the figure was BGN 1,625,979,000 and BGN 1,836,693,000 in 2015.

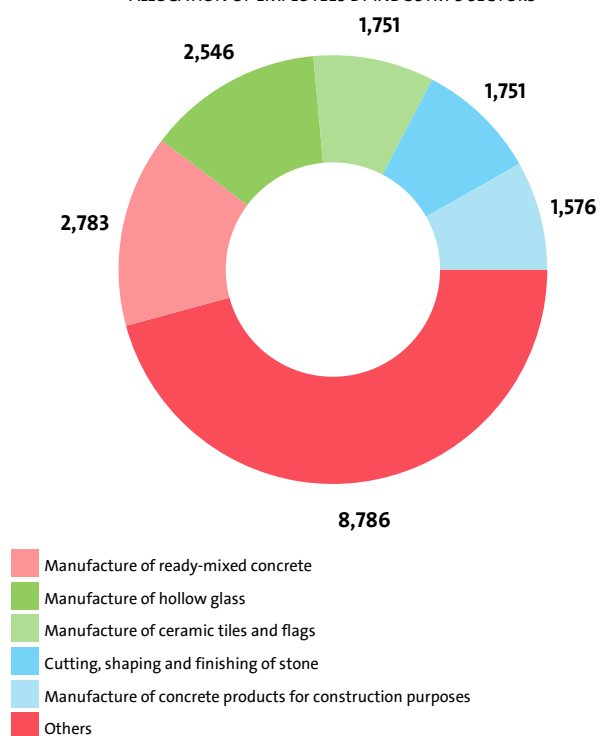
## VI. EMPLOYMENT

A total of 19,193 people were employed in the Manufacture of other non-metallic mineral products sector at the end of 2017, compared to 20,772 in 2016 and 23,320 in 2015.

#### NUMBER OF EMPLOYEES BY INDUSTRY SECTORS

SECTOR	NUMBER	SHARE OF INDUSTRY TOTAL
MANUFACTURE OF READY-MIXED CONCRETE	2,783	14.50%
MANUFACTURE OF HOLLOW GLASS	2,546	13.27%
MANUFACTURE OF CERAMIC TILES AND FLAGS	1,751	9.12%
CUTTING, SHAPING AND FINISHING OF STONE	1,751	9.12%
MANUFACTURE OF CONCRETE PRODUCTS FOR CONSTRUCTION PURPOSES	1,576	8.21%
MANUFACTURE OF OTHER NON-METALLIC MINERAL PRODUCTS N.E.C.	1,512	7.88%
SHAPING AND PROCESSING OF FLAT GLASS	1,426	7.43%
MANUFACTURE OF CERAMIC SANITARY FIXTURES	871	4.54%
MANUFACTURE OF CEMENT	585	3.05%
MANUFACTURE OF FLAT GLASS	549	2.86%
MANUFACTURE OF LIME AND PLASTER	507	2.64%
PRODUCTION OF ABRASIVE PRODUCTS	481	2.51%
MANUFACTURE OF OTHER TECHNICAL CERAMIC PRODUCTS	465	2.42%
MANUFACTURE OF OTHER ARTICLES OF CONCRETE, PLASTER AND CEMENT	463	2.41%
MANUFACTURE OF REFRACTORY PRODUCTS	435	2.27%
MANUFACTURE OF BRICKS, TILES AND CONSTRUCTION PRODUCTS, IN BAKED CLAY	433	2.26%
MANUFACTURE OF PLASTER PRODUCTS FOR CONSTRUCTION PURPOSES	282	1.47%
MANUFACTURE OF MORTARS	229	1.19%
MANUFACTURE AND PROCESSING OF OTHER GLASS, INCLUDING TECHNICAL GLASSWARE	196	1.02%
MANUFACTURE OF OTHER CERAMIC PRODUCTS	181	0.94%
MANUFACTURE OF CERAMIC HOUSEHOLD AND ORNAMENTAL ARTICLES	100	0.52%
MANUFACTURE OF GLASS FIBRES	53	0.28%
MANUFACTURE OF CERAMIC INSULATORS AND INSULATING FITTINGS	18	0.09%

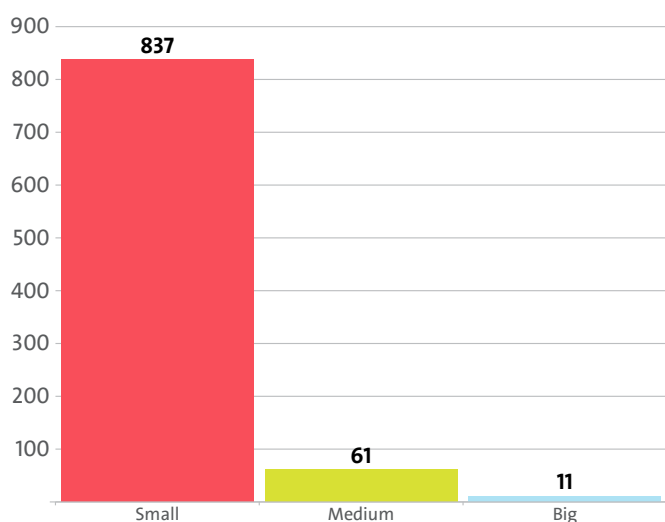
ALLOCATION OF EMPLOYEES BY INDUSTRY'S SECTORS



The analysis on companies' sizes by the number of employees, shows that 837 firms have less than 50 employees\*, 61 have between 50 and 250 employees\* and 11 companies employ more than 250\*.

\* Companies without data in the number of employees at end of the year are not taken into consideration.

COMPANIES IN THE INDUSTRY BY SIZE IN TERMS OF NUMBER OF EMPLOYEES



The employees of the leading 10 companies in terms of numbers make up 30.81% of the workforce in the industry in 2017.

TOP 10 COMPANIES BY SHARE IN INDUSTRY'S TOTAL NUMBER OF EMPLOYEES

RANK	COMPANY	NUMBER OF EMPLOYEES	SHARE
1	PASABAHCE BULGARIA EAD	1,249	6.51%
2	KHAN ASPARUH AD	876	4.56%
3	KHAN OMURTAG AD	575	3.00%
4	TRAKYA GLASS BULGARIA EAD	549	2.86%
5	RUBIN TRADING AD EAD	522	2.72%
6	NEW GLASS EAD	488	2.54%
7	SISECAM AUTOMOTIVE BULGARIA EAD	469	2.44%
8	KAST FUTURA - BG EOOD	452	2.36%
9	ROCA BULGARIA AD	415	2.16%
10	BULSAN EOOD	319	1.66%

The Manufacture of other non-metallic mineral products industry is the 27th largest employer in the country with 19,193 employees with the largest employer being Retail trade, except of motor vehicles and motorcycles with 200,534 and Extraction of crude petroleum and natural gas at the bottom with 27 employees.

The Manufacture of other non-metallic mineral products's share in the country's total employment was 0.83% in 2017, 1.08% in 2016 and 1.17% in 2015.

We expect, based on the trend in the last three years, the number of employees of the Manufacture of other non-metallic mineral products industry to change at a compound annual growth rate (CAGR) of -9.28% in 2018.



# The industry is represented by the following companies

NEC GROUP EOOD	GALENKOV OOD	PAULA - M 2009 EOOD	GRANIT MAR - 2008 EOOD
ART GLAS STUDIO SVETLANA OOD	STOYCHO STOYCHEV - GR. KASPICHAN ET	HRIST-VELINGRAD OOD	IVAN RALEV ET
BEEP KOMM OOD	BULGARSKA KERAMIKA OOD	STUDIO-LD OOD	COOL OOD
MERTTRANS METIN KENAN ET	HELCOMARM I EOOD	DRAGAZHNA KOMPANIA TIMOK OOD	BOZUR-72 EOOD
DUNAV BETON EOOD	BULMEKS EOOD	INERTPRODUKT ABG OOD	RASTER-YUG-2010 OOD
IRIN-MRAMOR AD	ROK 2005 OOD	TSOLERIDIS-STONE OOD	FOKER - LIDIYA SIMEONOVA ET
ZI BETON EOOD	LYUBOMIR OPRENOV 59 EOOD	EMIL VARBANOV - MURA 74 ET	ISOLA PETROV EOOD
BETO BG EOOD	HELI ARAGONIT OOD	BM TREYDING SMOLYAN EOOD	SUPER SEGMENT EOOD
KENDALOV I SIN -KENDALOV I S-IE SD	GRIND LAB EOOD	VAR KOMERS - IVAN TONEV ET	ZSK OOD
KROSFIT OOD	BORO - BOGOMIL DACHEV ET	EFTOL EOOD	IVAN IVANOV - SVINKS ET
SUMATOHA - DIMITAR LAKOV ET	STAKLEN STIL EOOD	ELIT PLASTICKS EOOD	PREMIUM STONE OOD
TANEM-77-MT OOD	ROEFIX EOOD	KAMAK MRAMOR I GRANIT EOOD	PLAMEN GALEV VENCHAR EOOD EOOD
IZOMA EOOD	STROYKERAMIKA OOD	FIKS 2015 EOOD	BULGLAS OOD
PETROSTIL OOD	EM STROY 88 EOOD	EVROPAN AD AD	NEPEKS OOD
TREND BULGARIA EAD	RAL 202 EOOD	GLAS DIZAYN - VERZHINIYA VELCHEVA ET	MEMORIAL M EOOD
ORAMA LITOS OOD	SUVENIR - STOYAN STOYANOV ET	CERAMIC TOYS EOOD	OPAKOVACHNO STAKLO EOOD
LYUBO INS - ILIYA BOLGUROV ET	NAIDEN ILIEV ET	PRIMEX ENGINEERING EOOD	PETRA VEST OOD
ROSTEH OOD	RUSENSKA STROITELNA KOMPANIYA AD	HADZHIEVI 5588 EOOD	SPEKTAR-IPT-46 - IGNAT PETROV ET
MARSHAL MM AD	SEKASTA - KRASIMIR YORDANOV ET	BULGARSKI BERGMAN AD	MINERALS MARBLE EOOD
KOLOR 93 MS OOD	RENI - GEORGI CHITANOV ET	BARSD EOOD	EVRODEKORT - 2008 EOOD
KEMI KREMENA DIMITROVA ET	VIPLES 2010 EOOD	IMN ABRASIVE OOD	ROSIMO EOOD
INSITO EOOD	BKS - NADEZHDA AD	CHAKMAK TASH OOD	ILIEV EOOD
CERAMICA DIAS EOOD	TAMARA 2009 OOD	BIRTAN HARUN - BON SHANS ET	BETON CHEPELARE EOOD
UNIGLAS EOOD	KARUZO GRUP EOOD EOOD	PAPADOPULOS STONE OOD	TRAURNA AGENTSIA BEKO S BEYHAN EFRAIMOV ET
MAPEI BULGARIA EOOD	CERAM COMMERCE OOD	CREATIVE STUDIO - LD EOOD	KRASIMIR SIMOV RILSKI ET
ELITSTROY OOD	COMETECH OOD	DIEM MRAMOR I GRANIT EOOD	8 YUNI 1500 - PREVREN EOOD
ATMIX OOD	STABIL - HRISTO HRISTOV ET	BETONOVI IZDELIA - 97 OOD	SITI BETON EOOD
BULGRANIT 2013 OOD	VULKAN EAD	PATISHTA I KO OOD	LESKO 57 EOOD
VASANI EOOD	DANIVES 3 EOOD	DEN DIZAYN- E EOOD	ISKAR 2 EOOD
JELEZNI BETONI 2014 EOOD	ATANASIS EOOD	UNIBETONI EOOD	GEOTON BETONOVI IZDELIA OOD
VERGINA STOUN EOOD	LEO BETON PRODUCTS EOOD	MARMODOM OOD	SKALGRAN EOOD
TRIMICH OOD	IVETA M EOOD	RATEC OOD	DIANABETON OOD
GNAYS INTERNATSIONAL EOOD	STIL MRAMOR I GRANIT OOD	BLAGOUSTROYSTVENI STROEZHI OOD	BETONIK OOD
S G M NAYDEN MITKOV EOOD	KUNTS TN OOD	TAKS KONSULT OOD	STAKLOPLASTIK AD
INIMA MITKA TODOROVA ET	KERT & KO OOD	KOTOV KERAMIK EOOD	VALER 66 EOOD
ALBA BETON OOD	MONOLIT 1994 EOOD	HOROSAN 95 OOD	KART-INVEST-GEORGI KARTALOV ET
KAMAK DIZAIN EOOD	BUKI-57-ANGEL MANDZHUKOV ET	NEDYALKO DELCHEV - MRAMOR RAY - GEORGI DELCEV ET	PAPADOPULOV- J G EOOD
DONA STOYANOVA EOOD	VIZHAN 2011 OOD	HIDRO DEVIN AD	ALLA PRIMA EOOD
ROADS AND BRIDGES PRO OOD	PLAMEN KOLCHEV ET	DUERRE ENGINEERING OOD	ILINDENSKI MRAMOR OOD
PRESBETONEL EOOD	ONIKS 57 EOOD	INTERNATIONAL COMPOSIT BG AD	UNIVERSALSTROY-INZHENERING - EMIL MLADENOV ET
RIDVAN AHMEDOV-62 EOOD	PERFEKT KERAMIK EOOD	VITA FARM EOOD	HERMES-70 EOOD
BETON DZHO - DZHO EOOD	BOEV M S EOOD	BOLGAR KERAMIK TROYAN EOOD	DM2C EOOD
ART STOUN OOD	DZHAM 66 EOOD	INTERMERS EOOD	GETSOVI 91 EOOD
STEFAN DRAGANOVSKI ET	SYANIE 90 OOD	FORMTREYDING OOD	BOTEVA - 96 EOOD
EKO GUMIRON OOD	KUL BETON EOOD	VIVA ART 8 EOOD	KERAMIT CREATIVE EOOD
RING OOD	RMA STRIMON EOOD	TERASTONE OOD	DANCHO TERZIEV - 69 ET
SILMES EOOD	STONE M DIZAIN EOOD	AIDALES 21 AD	DELYU SLAVOV ET
USTRA - BETON OOD	YELI IZET RASIMOV ET	VIRTUS TEHNOLODZHI GRUP OOD	YORK YORDAN KMETSKI ET
TROYANSKA KERAMIKA 98 EOOD	EISENTRAUM OOD	VAL KERAMIK EOOD	KERAMIK BARAMOV EOOD
ARES 08 EOOD	GLASTEK BG EOOD	GRAPHITE COMPLETE SOLUTIONS OOD	STONE FILLS OOD
TROYAMIKA OOD	KERAMAT AD	STROYPERFEKT EOOD	SIMAT AD
ENCHO ENCHEV-ETE EOOD	KOTRAG EOOD	ZPSV EOOD	PLAMEN PETROV - 777 ET ET
MULTIKOLAR EOOD	BELLA BETON EOOD	BULTERRA S OOD	DYUNI YULIANA STANEVA ET
O& N GLASS OOD	GLINENI FANTAZII EOOD	CASTELLO PRECAST CONSTRUCTIONS EOOD	STIGESS EOOD
VESELIN AYRENSKI ET	HIDRIYA 60 EOOD EOOD	TRONI ART 2006 EOOD	VMV TIM EOOD
TRANSPORT STROY AD	ANTICHEN STIL EOOD	DIMEKS OOD	BAUMIT BULGARIA EOOD
PIRIN STONE OOD	GERSAM STOUN EOOD	BETON ARME EOOD	LICATA BULGARIA OOD
ECOSTROY COMPLECT EOOD	KIRIL CHORBADZHIYSKI - ARIEL-K ET	STROITELNO MONTAZHEN KOMBINAT AYTOS OOD	
OBJECT EOOD	RPLAN EOOD		

MRAMOR RK 92 RACHO KOSTOV ET	KEMI - D EOOD	AGROMAH PRODUCTION EOOD	MECHO-TVET EOOD
TACTICAL EXPORTS EOOD	DIMANKOV EOOD	DEBI MINKO PEYKOVSKI ET	KRASI-90 - KRASIMIR DRAGANOV ET
GRANITEX IV EOOD	ART NOVA EOOD	KHAN ASPARUH AD	INDUSTRIALEN TSENTAR TRAKIA AD
VESKA KOLEVA ET	GLASSCO OOD	OBLITSOVACHNI KAMANI EOOD	GED - P EOOD
VEMI PRO OOD	G V S FIBRO-GLASS EOOD	CHEMICAL PRODUCTS OOD	EKATERINA LACHOVA EOOD
IVIS - 2012 EOOD	MT PLAST EOOD	KAST FUTURA - BG EOOD	GAMA - VALYU VALEV ET
EVROPAT 2005LTD OOD	GLASS SOLUTION EOOD	KANEVSTROY OOD	MEYA - 99 EOOD
YOTOV STOUN EOOD	SMA MINERAL BURGAS VAR EOOD	NOVA VAROVA KOMPANIA EOOD	STROYMAT2002 EOOD
STIVAL OOD	TETRABETON OOD	METALIKA 2000 EOOD	LEO STROY OOD
KRYSTAL GLASS EOOD	PAVITAL OOD	VODSTROY AD	UNIBET OOD
VEDA VESELIN DAMYANOV ET	YUSEIN AMEDOV - DZHANI ET	VIK - ILIYA RAYKOV ET	FORUM 22 MARONOV EOOD
BI SO EOOD	NEONIKA OOD	HRIS-2000 - ANTOANETA HRISTOVA ET	BETON POLIGON OOD
RUBIN TRADING AD EAD	SMK-STROYCEM OOD	NAYDENA-NEVYANA SOMLEVA ET	BULKAM DEKOR OOD
TERSA 73 EOOD	DEK V2 EOOD	PAVLOVI OOD	TMSI EOOD
MINIRAL GRUP OOD	BRIZ 95 OOD	BULMRAMOR OOD	STONIKI 99 - STOYAN MIRCHEV ET
NEVEN OOD	INHOM OOD	STEFAN STOYCHEV ET	INTERSTATE OOD
DEVINA EOOD	IVAN PESHLOV ET	ANONS AVS EOOD	REFRACTORY EOOD
BVS - 15 OOD	A GRUP 2015 EOOD	BISA-4 STOYANOV I MECHKOV GP	SOLAROV 1 EOOD
MERCOMMERCE EOOD	INTIS-TRUD OOD	BETON 2 EOOD	PENOBETON OOD
G-2 RUSEV EOOD	VIBRANKO BORYANA CHULINA ET	FIONA EVENTS OOD	STIV 2010 EOOD
KAMASHIT KERAMIK BULGARIA EOOD	BIBETON EOOD	BETONZID EOOD	KEDAR - 74 OOD
ORHIDEYA SDT OOD	SPRINT HRISTO DOBREV ET	GLASES.BG EOOD	VS PLAST OOD
YANEV 23 EOOD	BUKOVETS EOOD	KALINIA EOOD	PAVLOV EOOD
TOMSON EOOD	BG OPTIC EOOD	DENIS - VALYO MIRCHEV ET	ARMAKOMPOZIT EOOD
VIBRO EOOD	M - LUKS 2007 EOOD	ART STOUN BG - SLIVEN EOOD	VMK - ELMARK SLTD EOOD
GLASMEN OOD	ZAI AD	KERAMIK - GT AD	IV 2000 IVAN I IVAN EOOD
INTERBETONI OOD	RAIMAR EOOD	TECHKERAMIK-M AD	LUCKYROAD EOOD
MARIAN MANDZHUKOV ET	HOLCIM BULGARIA AD	DIANATAK EOOD	BI TI PI EOOD
VALYAINVEST EOOD	ART STONE EOOD	BALKANSERVICE EOOD	MASTERKON EOOD
M P N OOD	SANIK 17 EOOD EOOD	SOLID CONSULT DDD OOD	STOUN BILDING OOD
EM DZHI DIZAYN EOOD	TIBT EOOD	ART SALYUSHAN EOOD EOOD	THE GLASS CO. EOOD
ROSTET 2016 OOD	MANPOWER PERSON EOOD	ART KERAMIK ZANKOVA EOOD	MAIANIS 2 OOD
AMBELINO EOOD	BIKSTON GEORGIEV EOOD	GENERAL GANETSKI AD	YAN - 46- YANCHO GENOV ET
ABRAX EOOD	BLISHEND EOOD	UNI MIX VT OOD	STIVAL BETON EOOD
DESIGN ART STUDIO - EKATERINA LACHOVA EOOD	POP ART DIZAIN - METODI POPOV ET	KIDAT GRUP-F EOOD	TRANSMETAL EOOD
ABRAFLAP EOOD	TEMENUGA - LYUBEN VUCHKOV ET	CERATECH GROUP EOOD	AXISHOLD OOD
BALKANSTROI INVEST OOD	ECOPRINT GLASS OOD	EKO INGENERING EOOD	KEROS BULGARIA EAD
STROY BET 2 EOOD	NIRA - RANGEL MARKOV ET	TANCHEV - 79 EOOD	GRAMOVSKI - ANGEL EVTIMOV ET
EA04 EOOD	ANT - MITKO MITEV ET	OGOSTA AD	TURISTSTROY EOOD
KOREKTBETON EOOD	KNAUF BULGARIA EOOD	BET MART EOOD	BRIAST - PETAR GEORGIEV ET
TREMEKS-BETON EOOD	TODOR PETKOV-TIP 24 ET	HILSTAR EOOD	INTERMAR - 90 EOOD
MORENA ART 2 EOOD	PMG STONE EOOD	RUSSE MRAMOR OOD	ABS-STROY OOD
ALINA-90 - ARSO ASENOV ET	GLASS EOOD	ELZA YURUKOVA ET	DEKART-SBH EOOD
ART ROK EOOD	MEGALIT - NIKOLAI BACHEV EOOD	MATHIOS AD	ELPO AD
NEW LITIC OOD	AB KOZIROG AD	MARITSA BILDING MATRIALS AD	KASHTA NA KAMAKA EOOD
KING STOUN 5 OOD	TONCHEV I TONCHEV OOD	ILIJAN ILIEV - 79 ET	ABRIS OOD
DEKOR I STIL EOOD	LUBISOL EOOD	ANTEYA 73 OOD	STROIKOMERS - KATCAROV EOOD
MD-NIKOLAY YANEV - ELEKTRIK ET	RELACION PROPERTIES BULGARIA EOOD	BELL STON EOOD	TERAZID EOOD
KIRIL PETROV ET	TRAFIK BETONI OOD	BETON 05 OOD	KAMINI STIL - KAMI EOOD
DICHO - DIMITAR HRISTOV ET	DEKOR OOD	TONA BONA OOD	AYSHE SHUKRIEVA YUGOSTROY 73 ET
MINERALIOM OOD	VENUS - B CORP EAD	BULCORP OOD	BG BETON OOD
STARS CERAMICS EOOD	BETHOR EOOD	ALEKS GRANIT EOOD	ATILA STROI INVEST EOOD
NEW GLASS EAD	REFRAN EOOD	BG GRUP BETON 13 OOD	KLIMENA MM EOOD
ANGEL PANEV - SOFI ET	PAMET 88 EOOD	PLAM - STEL EOOD	MAVROVI I SIE BETON OOD
TAMARA 91 IVAN NIKOLCHEV ET	TOLBI ART EOOD	MARIN BATUROV EOOD	PLAMEN DAMYANOV ET
ECOMIX OOD	RUBIN INVEST AD	ZHELYAZKO STOYANOV - RUPETSA ET	SIGMAREF EOOD
TSVETOMIR ENEV ET	CMK OOD	IVA 2015 DZZD	SPEKTAR KERAMIK OOD
KAMINI ACCORD EOOD	SINIT-52 - MLADEN YURUKOV ET	TOMOVSTROY EOOD	BADESHTHE BUTOVO AD
PREDSEDNIK OOD	DOMOSTROENE OOD	DANTCHO-M ET	BAUMIKS-BG AD
MRAMOR EOOD	SHAMOT EL PE 2007 OOD	NATURAL STONE EOOD	STAMBO 6 EOOD
ARTKERAMIKA NADEZHDA BORISOVA ET	UNISTROIEMAT OOD	KRISTON - D EOOD	POP ART - 27 EOOD
VID GLASS 1 OOD	DEKOR BETON 91 EOOD EOOD	ILIA SPIROV DIVEN ET	VASSILEVA STONE EOOD
WOLFF & MUELLER MINERALS BULGARIA OOD	MAGMA EOOD	AKVA BG OOD	UNIVERSAL DESIGN IMPEX OOD
JANAKIEV 09 OOD	VOLODIA VELIKOV OOD	BORYANA LYUBEN BARBANAKOV ET	VILI-STIL 2005 OOD
M KERAMIK EOOD EOOD	NOVAKO BUILDING EOOD	TANQ-JASI OOD	KERAM INVEST AD

SAHARA OOD  
 RUMEN MINDROVSKI ET  
 VOMAD 06 EOOD  
 NIKOLAY PETROV - 2005 ET  
 EKO BETON LOM EOOD  
 POLIVEST EOOD  
 KOVACHEVI KERAMIKA EOOD  
 AGROSTROY 07 OOD  
 PROFI OOD  
 ZSK DEVNYA AD  
 KRISI-05 EOOD  
 OBSIDIAN - YORDAN GRIGOROV ET  
 TOSHEVSKI EOOD  
 GRANITZONE EOOD  
 MINERAL ENGINEERING 2013 EOOD  
 RODOPASTROY OOD  
 IZOFIL SISTEMS OOD  
 BALKANKERAMIK AD  
 PI EM SI VI EOOD  
 KERAMIKA BURGAS AD  
 MRAMOR RIOLIT - B AD  
 TEHMI RENESANS 21 OOD  
 BULSTONE 12 EOOD  
 VRACHANSKI KAMAK OOD  
 NIK INDASTRI OOD  
 IVCHO-IVAYLO AFENDOV ET  
 KALCHO MINKOV ET  
 HASKOVO ALUMINIY OOD  
 EMONA CERAMICS OOD  
 ARMIRANI POLIMERNI IZOLATSII OOD  
 GEORGI PETROV SIENIT ET  
 GRANIT - SIYKA HADZHIEVA ET  
 MEMORIAL ART DIZAYN EOOD  
 ELEKTROKERAMIKA-VASIL TOTEV ET  
 STONE LUX EOOD  
 BRADARS BETON EOOD  
 GUGULANOVI OOD  
 FONKACHPO EOOD  
 NMT TRADING EOOD  
 STROYTEKS EOOD  
 VAR PROM OOD  
 PETKO PETKOV 0101 EOOD  
 PETRURGIA AD  
 GALAKTIKA 03 EOOD  
 SLIVEN BETON EOOD  
 SHAREN PETLYO EOOD  
 VENKO STOICHEV ET  
 GUSHTERSKI I SIN EOOD  
 BETON TSV OOD  
 IBIS ART GLASS OOD  
 KOLYO EOOD  
 GEORGI SHUKALOV ET  
 POLIFORMETAL EOOD  
 DG STORY OOD  
 STELA KERESHKA ET  
 ANTANI STROI GMBH EOOD  
 MEGA SHANS-7 EOOD  
 GAPPA ART EOOD  
 MEGATER OOD  
 BETECO S R L EOOD  
 IVANCHO IVANOV ET  
 ATMAR GRUP OOD  
 ARMACOMPOSITE BG EOOD  
 DAKS 96 OOD  
 HELIOS BETONI EOOD

SOFURBAN EOOD  
 BALKANSKAL - 2016 EOOD  
 STRATESH- STROITEL- 99 AD  
 STRECHSTON OOD OOD  
 BETTRAN AD  
 SHAVARNA 97 OOD  
 ZID EOOD  
 T BLOK EOOD  
 XEROS STROY EOOD  
 RAYMAND EOOD  
 BLAGOVSTROISTVENI STROEJI EOOD  
 RAST OOD  
 DIAMANT - KO EOOD  
 KERAMIKA 2012 OOD  
 ROCKWALL STONE OOD  
 FM-IPZ SMLTD EOOD  
 ELI NEDEV STIL TROITSA NEDEVA ET  
 TECHNOKOREKT EOOD  
 INTERPOLIS TRANS EOOD  
 ELSHITSA-99 EAD  
 GEORESURS EOOD  
 ROCA BULGARIA AD  
 INERT - GRUP OOD  
 KERAMIK OOD  
 ART ORNAMENT EOOD  
 OZIRIS - RUSE 2 EOOD  
 ATANAS YORDANOV PAMIDOVA LOZA ET  
 MI - PET OOD  
 KIMI 07 EOOD  
 EVROSTROY V TARNOVO EOOD  
 KAVLADANA BT RALCHEVSKI I S IE SD  
 AM KONSULT EOOD  
 YONCHEV EOOD  
 ELIS BULGARIA EOOD  
 DIVI ES 9 OOD  
 LUKETI EOOD  
 CALCIT AD  
 ARTESKOS 98 AD  
 ALEX PLANT EOOD  
 TSOCHO TSONEVSKI ET  
 DETIVA EOOD  
 EDI CERAMIK OOD  
 KATYA-KRASIMIRA DIMOVA - IVAN NIKOLOV ET  
 STROYVAZHOD OOD  
 ECO GIPS EOOD  
 KISOV TRANS MIKS EOOD  
 TRAKYA GLASS BULGARIA EAD  
 LIM RADZHOV EOOD  
 MITKO ZHEKOV-D ET  
 GREYS PLAMEN DZHAMBZOV ET  
 GARANT-PP -  
 PRODANOV,PETROV,PRODANOV,PETROV SIE GP  
 ISA BG AD  
 MORANO OOD  
 KERAMIK TSENTAR EOOD  
 BEDROK IN IVAN NENKOV ET  
 GRIYN DZHUNIAR EOOD  
 SI DIZAYN INZHENERING EOOD  
 ISOMAX - BAYCHEV EOOD  
 BETON PROJECT OOD EOOD  
 JVOR NIKOLOV EOOD  
 RIO BETON OOD  
 SILEKS 2001 EOOD  
 KAMENNI IZDELIIYA EOOD  
 METAVAK EOOD  
 OLIS-P.S. EOOD

PERSENK INVEST OOD  
 3D ART DEKOR BURGAS EOOD  
 TEMVES EOOD  
 SIMAT AD  
 MLADEN GUSHTEROV-62 ET  
 GLAS-KOMERS OOD  
 VAL MARG STOUN 99 EOOD  
 DZZD EKO I RAY  
 VYARA - 2006 EOOD  
 NORTH EAST DEVELOPMENT OOD  
 NADGROBNI PAMETNITSI EOOD  
 BOZE-GLASS EOOD  
 STREMON 95 OOD  
 BKS - STROITEL EOOD  
 MICHEL STONE GROUP L TD EOOD  
 OMGA I SESEA EOOD  
 STONES RUMO EOOD  
 EVROBET 1 AD  
 PHTOCERAMICA-BG OOD  
 KAEN GRANITI OOD  
 YORDAN SOKOLOV YULIANA ET  
 PLAMEN DANCHEV KERAMIKA EOOD  
 BAU CENTER EOOD  
 OPTOINZHENERING VALKOV I SIE EOOD  
 TELEMAT EOOD  
 STEFAN KAVALOV ET  
 ZENITSTROY INZHENERING EOOD  
 DEVON - DONKA RAEVA ET  
 UNIPAVE BG EOOD  
 DEVINCI OOD  
 STROYINGENERING OOD  
 STONE MARKET EOOD  
 BKS EOOD  
 PLAZMA OOD  
 ZORA OOD  
 BISK OOD  
 HABAG EOOD  
 GOLEM DIZAYN STUDIO EOOD  
 STEKAR EOOD  
 RUDANA-2005 OOD  
 PRIMO GRANIT EOOD  
 IVANKA NAKOVA ET  
 STONE STYLE OOD  
 GRAMAKS - ADEM HALIL ET  
 TRIGRUP SDK EOOD  
 MONOLIT 2001 EOOD  
 EF - ES 16 EOOD  
 ILUM EOOD  
 KAZDRA-91 - ZDRAVKO PASHOV ET  
 TSVETANOV - 2015 EOOD  
 GAMA M&G OOD  
 VALEKSA 73 EOOD  
 VALENTE-99-VALENTINA DEREDZHIEVA ET  
 ELMAZ OOD  
 ENIMER EOOD  
 VACHA 77 EOOD  
 YOTOV-80 EOOD  
 MEGA SHANS-11 EOOD  
 RAYKO STOYANOV ET  
 START - 96 EOOD  
 STIL ME PE EOOD  
 AGROSTROY - PRO EOOD  
 MEMORIAL OOD  
 STOUN KVARTS EOOD  
 STONE ZONA EOOD

ALKIRA EOOD  
 MIKRON - VELIKO GEORGIEV ET  
 TANYA STOEVA - 2000 ET  
 NIKOS TIHOMIR TODOROV ET  
 HARMANLIYSKA KERAMIKA AD  
 SKAT IVAN KOLEV ET  
 PA - MA EOOD  
 LALOV HRISTO LALOV ET  
 TBM 2000 EOOD  
 TCOCHEV CERAMICS EOOD  
 MAYA - MAYA KAZAKOVA ET  
 ORAMA STOUN EOOD  
 MARMO-SM OOD  
 GLASS DESIGN OOD  
 PLAM 8787 EOOD  
 USTRA - KOMPLEKT OOD  
 BNSS OOD  
 KOCHO-STROYMARKET OOD  
 EUROKOLD OOD  
 VALEROS MARKONI VALERI MARKOV ET  
 BETONOVI IZDELIIYA EOOD  
 IFB - ITALO-FRANCO-BULGARE EOOD  
 LMF EOOD  
 TOTEM G2 EOOD  
 ESPEHO OOD  
 TAKSI RONI EOOD  
 SHANS-2002 OOD  
 OTSVETENI BETONOVI KEREMIDI EOOD  
 PAULA - M - PAVLINA GEORGIEVA ET  
 ALIDA-62 EOOD  
 NENOV-51 - IVAN NENOV ET  
 DRAGOITSA - 57 EOOD  
 TEMPO 2 OOD  
 FINKER EOOD  
 VRABCHEV EOOD  
 T.F.INVEST OOD  
 SD STROYPROEKT OOD  
 AVALEVI OOD  
 MURA 2012 EOOD  
 TERADENT OOD  
 NEDZHAHET ASANOV ET  
 ANTONIO GEMS EOOD  
 BRAND M EOOD  
 KERAMIKA BG EOOD  
 GID-METAL EOOD  
 BUL IT GLASS OOD  
 MEMORIAL-95 - STANCHO UCHKOV ET  
 KHAN OMURTAG AD  
 OGNYANOVO-K AD  
 SIA GROUP OOD  
 KERAMIK OOD  
 ML KONSULT 2009 EOOD  
 DANILA - YORDAN IVANOV ET  
 PRIMA KERAMIKS TOP EOOD  
 AREAL - SASHKO ANGELOV ET  
 VITOPLAM EOOD  
 NETSOVI OOD  
 CERAMICA IOVCHEVSKI EOOD  
 MORION EOOD  
 KOREKT-2000 EOOD  
 TERA 2000 IVAN DIMITROV ET  
 KAPCHE OOD  
 BETON - STROY - SK EOOD  
 ZSK LOZOVO AD  
 DIONIS OOD

NINA VLADINOVA NESHEVA  
NOVADOM 76 OOD  
INTER - GLASS EOOD  
VALENTIN GOCHEV ET  
DAMEV OOD  
TODOR TRIFONOV 73 ET  
ETE EOOD  
EVROKVARTS - MV OOD  
VALEMI TN OOD  
IMPRESSIA EOOD  
ADI COMMERCE EOOD  
ATER EOOD  
DIAMANT 90 R RAYKO DINCHEV ET  
INTERBAU OOD  
TERRIKA EOOD  
CVARC TOP EOOD  
VELKONI EOOD  
MINTECH-NBM OOD  
GLOBAL – MRAMOR GRANIT OOD  
BETON BG EOOD  
TATI ART OOD  
DISPIAN STROY OOD  
HERMES 91 EOOD  
EM PAK OOD  
HYDROBETON OOD  
VARSTROY EOOD  
RAYCHO PLUGCHIEV ET  
MAK SILICA OOD  
ELIT KOMERS ART OOD  
PAMIRA - RADKA HRISTOVA ET  
VOR - VALERI HRISTOV ET  
BUILD RENT BG AD  
SBKI AD  
TEHMI NATURAL OOD  
IRINPRO EOOD  
SOKOLOV OOD  
YOYKA DIMITROVA VASILEVA ET  
TRASINGENERING OOD  
KARIERI I VARODOBIV AD  
RELIKS VIBRO AD  
TODOROV 22 EOOD  
KTK GRUP OOD  
SASHO-69 - SASHO ZAIMOV ET  
BONONIA AD  
ERKER 16 OOD  
BORO TERACOL OOD  
MINIGLASS EOOD  
MEMORIAL - VLM - VELKO MARCHEV ET  
KIDEX TRADE EOOD  
DJI EM GRANITI EOOD  
VARNAGLAS EOOD  
KERAMIKA ANIKA EOOD  
ATLANT 2013 EOOD  
PANTEON MONTANA OOD  
PLASTFORM OOD  
TERRA 2010 EOOD  
MAK EOOD  
STROYKOM EOOD  
TINA 2 OOD  
KIKO-71 OOD  
BALKAN MINOAN CERAMIK EOOD  
KRASI I KRASI DIZAYN EOOD  
MITKO MARINOV - DRAGOITSA-57 ET  
TOP STONE OOD  
TONZOS AD

BULGARSKI AVTOSTAKLA OOD  
BUMAR AD  
TROYAN BETON EOOD  
HEBARSTROY OOD  
KERAMAKS EOOD  
PETAR UZUNOV ET  
GLAS KO OOD  
CHAR BOYAN BORISLAVOV ET  
AST BETON EOOD  
SELENA EOOD  
GNAYS MOZAYK EOOD  
PLAM 2010 ILINA IVANOVA ET  
VULKAN CEMENT AD  
MEMORIAL MRAMOR GRANIT EOOD  
RADILINA PLAMEN ILIEV ET  
VLADIMIR GEGOV STELA ET  
KERAMIK STIL BG EOOD  
STELMAN OOD  
TRI USHI 72 EOOD  
STIVAN KERAMIK EOOD  
NMS DESIGN LTDSOLE OWNED EOOD  
VESELIN STOYANOV KOVACHEV ET  
KSK FAST ASET MENIDZHMAN  
BULGLASS EOOD  
STOITSOV I SIN DZZD  
LAZUR 60 EOOD  
RIM - ROCK BULGARIA EOOD  
GLASS STROY EOOD  
KUSIGIN ASEN ATANASOV ET  
DA POYNT STONE OOD  
GRANCHAR - KOSTADIN ILIEV ET  
STAKLOPAKET TA EOOD  
PGS M OOD  
DELTA PAT EOOD  
DOBRI RADEV - 2 ET  
AYA MRAMOR OOD  
STIL BETON OOD  
VITIN V OOD  
GRANIT LUKS - IVAN IVANOV ET  
BGS GROUP AD  
STEPHY 0603 EOOD  
PANELSTONE EOOD  
BEST BILDING EOOD  
BETON-2 OOD  
KRASTEVI DEMIRA EOOD  
IVAN DRUMCHIYSKI ET  
MONUMENTALIS-P I G-GEORGI DONCHEV ET  
NESTANDART 2008 EOOD  
BRANKO EOOD  
KO KONSULT EOOD  
VENERA-N - NIKOLAY MANCHEV ET  
KATANI - STANIMIR DOCHEV ET  
VASKO ARABSKI 1 EOOD  
STROIARION TRANS EOOD  
TSVETANOV BOGOMIL NIKOLOV TSVETANOV ET  
KATERINA GEORGI EVDENOV ET  
STARA ZAGORA PROJECT EOOD  
RUBIKON BETON EOOD  
BONCHEVI EOOD  
STEFANI 43 OOD  
STATEH & KO EOOD EOOD  
VIPEX 09 EOOD  
HIMIPRO EOOD  
TANEM-77 - TANER YUMER ET  
SOFTKONSULT 2001 OOD  
DIMO DIMOV ET

INDUSTRIAL SOLUTIONS BULGARIA EOOD  
METALTRANS EOOD  
AVA TERVEL EOOD  
BULFLEX & CO OOD  
ETSI V OOD  
TEHNICHESKA KERAMIKA OOD  
KTG ILIEVI OOD  
ABRASIVI BULGARIA OOD  
BRIKO OOD  
GEROV KOREKT - VASILY GEROV ET  
MSD - 99 AD  
ABRAZIV BULGARIA EOOD  
TZERKEZOV OOD  
VIA ANTIKA EOOD  
BORI EOOD  
DONYO GEORGIEV ET  
PATNO PODDARZHANE GOTSE DELCHEV EOOD  
VALIZA M OOD  
SK CARTEX EOOD  
STONE HOME EOOD  
PATISHTA AD  
SI GI GROUP EOOD  
SYUM - STOYAN MLADENOV ET  
KEDI KOMERS EOOD  
YUGOSTROY OOD  
DANG EOOD  
RUMBOR 63 EOOD  
MOLLOVI - 2009 OOD  
ORLOVSKI GALIN TRIFONOV ET  
KATI EDAET AYVAZ ET  
GARDEN - MARKET EOOD  
EKOAGROSTROY AD  
SOTIR SOTIROV ET  
KAMDIZAYN EOOD  
CHERVEN KAMAK ANTONOVA EOOD  
EVROKVARTS - IVANKA VATOVA ET  
SKALA 62 EOOD  
THREE SESTERS 2017 OOD  
KA-STELA STONES EOOD  
YURALEKS OOD  
BEDROK OOD  
ZHEYA OOD  
DAYMAND TUUL SAPLAY BG EOOD  
ORLITSA 6 OOD  
MRAMOR TABAKOVI OOD  
BULSTOUN 07 EOOD  
VIDENITSA 2004 EOOD  
ZLATNA PANEGA CEMENT AD  
ALABASTRO OOD  
PRIMA BET EOOD  
GLASSPROEKT EOOD  
BETMAX EOOD  
GEANIG OOD  
ALFA MIKS OOD  
ANTIKA NOVE PETKO STANCHEV ET  
DN BLOK EOOD  
EVROPLOT EOOD  
KIRYAEVSKA VAR OOD  
KAMENITSA - KAMEN BORISOV ET  
GRADEZH 2007 EOOD  
BULSTONE OOD  
STEMI MINKO KERESHKI ET  
VIDOFORM - VIDOL VIDOLOV ET  
D A DIMITAR ATANASOV EOOD  
GLOBUS GROUP EOOD

HARKOV PLAST ING OOD  
DEKORYUM OOD  
BULGARIAN CONCRETE ELEMENTS EOOD  
TROYANSKA KERAMIKA KOOP.  
FENIKS - ART EOOD  
RAMADA EOOD  
OZIRIS - RUSE EOOD  
IVA - PETROVI I S-IE GP  
HEMUS - M AD  
BETON MONTANA EOOD  
DAVIT EK BETON STROY EOOD  
VASKO SPASOV OOD  
DUNAVSKI DRAGAZHEN FLOT VIDIN AD  
KATSEVICH EOOD EOOD  
EKOSTROY EOOD  
KERAMOSILIKAT OOD  
VESELIN ENCHEV - 2000 ET  
NIA-ETN EOOD  
TUENS EOOD  
STOUN - IT EOOD  
PASABAHCE BULGARIA EAD  
GRANTPROEKTSTROY - DIMITAR GEORGIEV KUZMANOV ET  
MM STIL OOD  
XELLA BULGARIA EOOD  
TUFER - EOOD EOOD  
FAVORIT-TODOROVI - DOCHO TODOROV ET  
PIREA - PETRANCA MARCOVA ET  
BULGRANIT TRADE EOOD  
ARMID EOOD  
DZHI END AY - BRIKS EOOD  
MEMORI 91 EOOD  
ATMIX BETON EOOD  
M LUKS MARTIN ATANASOV ET  
ELMARK OOD  
ASSET BILD OOD  
AKVA DAR 111 EOOD  
KRISSTOUNS EOOD EOOD  
SEDIMENT PRIVAT EAD  
ROZALIYA - RZ OOD  
GRAVELITA OOD  
LYUBENOV 2011 - S. BABYAK EOOD  
VIP-04 EOOD  
PETAR HADZHIYSKI ET  
BETONOVI IZDELIYA PLEVEN EOOD  
TOPLIVO KOMERS 2010 EOOD  
SEMMELOCK STEIN UND DESIGN EOOD  
ATS MURDZHOV TSVETANKA MURDZHOVA ET  
PROGRES STROY EOOD  
INEX DIZAIN EOOD  
SIVA BET STRUMA EOOD  
PATNI STROEJI EOOD  
STROITELNI IZDELIA AD  
DK - DOMOSTROENE AD  
VLADEKS-MS EOOD  
VECHEN SYN - GEORGI KAVALDZHIEV ET  
IVAN IVANOV ZHOKEY 95 ET  
HALDEYA ART EOOD  
DOGRAMA I SHTORI KURTEV EOOD  
GENIDI - GEORGI DIMITROV ET  
CATALEY ART EOOD  
POPCHEV STONE DESIGN EOOD  
HELIOS-99 EOOD  
VALYO LYUBENOV ET  
RUBOLT AD  
DESISLAVA STEFANOVA VLADOVSKA

CHUPI-KUPI-2 000 - TEODORA MLADENOVA ET  
BORIS PECHEV ET  
WIENERBERGER EOOD  
STANISLAVA - DK EOOD  
BULSHAM GRUP EOOD  
KRASIMIR GANEV 75 EOOD  
ELENA MARKOVA - EL MARK - PERNIK ET  
GRIVAS ART OOD  
GI LIME PRODUCTS OOD  
SAMOSTOYATELNA MEDIKO-TEHNICHESKA  
LABORATORIYA MANDIBULA EOOD  
MRAMOR - BERKSTONE B EOOD  
TRAHIT BP OOD  
DIMAS ASFALT EOOD  
BRADAR - 2009- ISLYAM ALI ET  
NEOS EOOD  
KIMI - NIKOLAY IKIMOV ET  
STILI ROAD EOOD  
TAYFUN BG OOD  
BRIGADA EOOD  
DENIN EOOD  
SINEKS OOD  
BULMAR OOD  
IVA 2013 DZZD  
SATELIT GLAS EOOD  
SISECAM AUTOMOTIVE BULGARIA EAD  
DIKAV INVEST AD  
BLOKFOR EOOD  
PETAR PETROV - 96 ET  
AS PRODUKT OOD  
KORT EOOD  
DOBROTICA BCK AD  
SILIKATHIM - LYUBEN LAKOV ET  
KOLOR - GEORGI MOLLOV ET  
BULSAN EOOD  
BA GLASS BULGARIA AD  
MRAMOR I GRANIT OOD  
MONUMENT ART EOOD  
TECHNIKO COMPANY EOOD  
GIPS AD  
KRISMAR EOOD  
GRATSKI MRAMOR EOOD  
INTREYDING OOD  
STOUN SALYUSHANS BG EOOD  
TECHNOCIM EAD  
KOLORIT STRONG EOOD  
GRANITE HOME EOOD  
ALDIMA - 96 EOOD  
HB MINERALS OOD  
MASTERGLAS EOOD  
"ROK INSULEYSHAN" EOOD  
KALCIT EOOD  
IZO - GARD OOD  
AKORD - 009 EOOD  
VENTSISLAV PETROV ELADA 90 GEORGI RAYKOV  
ET  
ODORA EOOD  
IZDATELSTVO BULGARI OOD  
HAN - 1453 EOOD  
EUROBENT EOOD  
ANGEL KRASTEV ET  
GLASS TRADING OOD  
KOTEV-2010 EOOD  
ALEKSANDRA 04 EOOD  
MIHAYLOV STOUN EOOD  
NOEL 1 OOD

MAIN PROJECT OOD  
STONE CENTER GROUP OOD  
EUROGLASS SOFIA EOOD  
I G MEMORIALS OOD  
POLI - PAVLINKA ZAHARIEVA ET  
SIMSTROY TRANS EOOD  
STANEV TEKS OOD  
OKTOPOD - 731 - RUMEN DINEV ET  
CHANCE-DS EOOD  
VIKI 1006 OOD  
ARGOPAK EOOD  
MAREAS - NIKOLAY MAREV ET  
SIDRO-07 EOOD  
HRISI - DIMITRINKA PETROVA ET  
SMARTDECOR EOOD  
REOLIT 2000 EOOD  
GRANITE - LINK OOD  
KUBRAT SAN EOOD  
OLYA TSOLOVA ET  
IVA-2003 EOOD  
SAMELI OOD  
AVTOLUKS EOOD  
NIK - DETELINA KOLEVA ET  
SHONI MRAMOR STEFAN VALKOV ET  
TOROTAH EOOD  
APA S ART EOOD  
IVAN VASILEV VIBROSTROY 99 ET  
MODEL 2000 EOOD  
INTERBETON EOOD  
TRUD AD  
DURA-TILES BG AD  
SUPERABRASIVE EOOD  
IVAN ANDREEV ET  
VASMAK 2014 EOOD  
HSA STOUN EOOD EOOD  
CHAR-1993 EOOD  
NIAGLAS EOOD  
SHUMENSKA KREPOST AD  
NEGAMS - STEFAN KYURKCHIEV ET  
EKOTEHNOLODZHI OOD  
PETROVI 15 OOD  
STOUN BILD GRUP EOOD  
KONSTRUKTIV 1 EOOD  
S BETON EOOD  
PRILEP 2 OOD  
MI CONCRETE OOD  
BALKANKA EOOD  
DIMITAR LAZAROV ET  
STOYANOV - 2009 EOOD  
IVELINA DUNDEVA ET  
DI - JO - 2010 EOOD  
MINIGLAS TREYDING EOOD EOOD  
IVGARANT 89 EOOD  
VILLI MISHEL 2 ANTONIY CHOBANOV ET  
DANCO OOD  
GIPS I GLINA EOOD  
KRALTREIS OOD  
KAPRIS NATYURAL STOUN OOD  
STONE IDEA EOOD  
KLER-D EOOD  
MRAMORIS EOOD  
VRANIA-93 OOD  
MECHTI OOD  
SPEKTAR KERAMIK G EOOD  
DIMPEKS 82 EOOD  
RANI MRAMOR EOOD

PHOENIX STONE WORKS OOD  
RIGS-93 EOOD EOOD  
COLOR GLASS OOD  
RILA PATISHTA OOD  
BRADARSSTROY EOOD  
ATELIE ART E EOOD  
EMIEM 2011 EOOD  
KRASIMIR STOYCHEV EOOD  
SVETI SPIRIDON 2003 IVAN NESHEV ET  
VALENTIN PETROV VAROVIK ET  
BRAMAK COVERING SYSTEMS EOOD  
ZAVOD ZA BETONOVI ELEMENTI OOD  
BETA CERAMIC EOOD  
DECORADO EOOD  
GEORGI AVKOV 32 ET  
KUKURAKIS - ANGEL ATANASOV ET  
SPLAV 6 EOOD  
HADZHO 26 EOOD  
PROJECT & FACILITI MANAGEMENT EOOD  
BETONSTIL OOD  
TSELEV STROY OOD  
TRANS-PORT 2009 EOOD  
BURGAS - GLAS TRADING OOD  
GARIS RUSKO STOYANOV ET  
TICHA SHUMEN OOD  
PRIMABILD OOD  
STROISTART 91 EOOD  
CHIRPANSTROY OOD  
POLIBET OOD  
NANOSINTEZ OOD  
STROYKOM 2014DA OOD  
PRIMA BLOK OOD  
BETIM EOOD  
STONE TRADE 2000 OOD  
BULGNAIS OOD  
DEKOR GARDEN EOOD  
STOUN 2002 OOD  
BINETA EN DZHI EOOD  
HARPAN MAYNING EOOD  
OBETSANOVI OOD  
RUZHKO OOD  
NA VI OOD  
GENIDI OOD  
ISKO 2000 EOOD  
TIRON 1961 EOOD  
INJSTROI EOOD  
NIK-DAR 2008 EOOD  
MAK 5 TSILOV S IE SD  
EVROSENOKOS EOOD  
KERAMIT OOD  
EVROKAMEN OOD  
PIVIA EOOD  
ZSK STOMANOBEON EAD  
ELEGANT DEANMIST DRAGANOV CHONEV I S IE  
SD  
BRI STOUN EOOD  
GARANTPROEKTSTROY OOD  
MARTI BET EOOD  
BULSTROY SMK AD  
NOVI GRANITI OOD  
DESKRET EOOD  
VELKO KISOV - 2000 ET  
ANKI-IMEKS - VALENTIN TODOROV ET  
HABITART EOOD  
GRAPHIC KV EOOD  
POSLEDEN DAR-ANTON NAKEV ET

TROYANSKA KERAMIKA - 2001 EOOD  
NIKOM - 97 AD  
DENI STOUN 09 EOOD  
SAM-NEYKOV EOOD  
KEM GLASS EOOD  
GILDIA STROY OOD  
FAKTOR EOOD  
MAZALAT EOOD  
ASHKIN EOOD  
IVES STROY EOOD  
VIBROBETON 2010 OOD  
GRANIT LINK 2000 EOOD  
RIMPEX OOD  
MINERVA 2016 EOOD  
EVROSTIL - AZH EOOD  
PAPADOPULOS I SIN OOD  
RASHO 97 - IVAYLO METODIEV ET  
STROIKOM - 2001 OOD  
IZOGARD 2 EOOD  
ART STOUN SLIVEN EOOD  
VIBROBETONSTROY EOOD  
BOZE EOOD  
RALITSA-B-DIMITAR BANOB ET  
AREK BG EOOD  
MULTIROK KAMPANI EOOD  
RADINA RADINA TARAKCHIEVA ET  
SAYBRYO OOD  
ARTFORUM EOOD  
MOMKA"S GLASS EOOD  
STOYCHO STOYCHEV 35 - IVAN IVANOV ET  
ENERGY - KUBRAT GLAS OOD  
ZS - TRITON EOOD  
VODNO STROITELSTVO AD  
CHEFO ART MINKOV I SIE SD  
DURAKOL BULGARIA EOOD  
LASKOV STEFAN DIMITROV 2 EOOD  
FEERIYA-BM EOOD  
DJOKONDA-ZLATEN TELEC 2012 EOOD  
VACHA LES EOOD  
SKAY FORMS OOD OOD  
STOUN IVAYLO SIMEONOV ET  
GEO-KAR SOFIYA EOOD  
STROY KERAMIK EOOD  
FAT EOOD  
PI EN EN EOOD  
RODNA INDUSTRIA 91 EOOD  
SKV ENGINEERING EOOD  
MARINOV GAZ EOOD  
BETONSTROY DK EOOD  
DECCON 25 EOOD  
STROYKERAMIKA AD  
STEFANI - 43 - STEFAN KRASTEV ET  
SUVENIRI - POMORIE EOOD  
DARSI 73 MARIA STOYANOVA ET  
MRAMOR - 555 - SAVOV EOOD  
KAMENA OOD  
PROM OFERTI EOOD  
IVIL OOD  
STOMA MARIA STOYANOVA ET  
VILMAR 63 EOOD  
VALL EOOD  
IMERYS MINERALS BULGARIA AD  
ZAVODSKI STROEZHI PS YAMBOL AD  
BETONMIX 2017 EOOD  
DEVNYA CEMENT AD

---

MANCHEV-99 EOOD

---

DEKRA GLASS EOOD

---

GLINENI KRACHETA EOOD

---

MIST 2004 OOD

---

MARIYA HRISTOVA 2012 ET

---

SPORT BENDITS EOOD

---

RUMBA OOD

---

PLAM STIL - SASHA IGNATOVA ET

---

BORYANA DANKOVA ET

---

GLAS CHIM EOOD

---

STOUNTEH VI EOOD

---

# Do not hesitate to contact us

We'd be glad to discuss our services or your project in detail and help you come up with a solution.

Email us at [consulting@seenews.com](mailto:consulting@seenews.com)

Call us on **+359 2 80 12 630**

Live chat available at SeeNews.com

## Disclaimer

Whilst the information contained in this industry report has been given in good faith and every effort has been made to ensure its accuracy, SeeNews cannot guarantee the accuracy of this information and hereby expressly disclaims any responsibility for error, mis-interpretation and any and all loss, disappointment, negligence or damage caused by reliance on the information contained in the industry report or any failure or alleged failure in the delivery of the Service referred to herein, or in the event of bankruptcy, liquidation or cessation of trade in any company, individual or firm referred to herein. Confirmation of the information accuracy should be sought from the establishments concerned. Unless otherwise stated, the copyrights and any other rights in all material on this site are owned by SeeNews. Use of this industry report is provided by SeeNews subject to the following Terms and Conditions:

1. Use of this industry report constitutes your acceptance of these Terms and Conditions which take effect when you first use this industry report. SeeNews reserves the right to change these terms and conditions at any time by posting changes online. You are responsible for reviewing regularly information posted online to obtain timely notice of such changes. Your continued use of the industry report after changes are posted constitutes your acceptance of this agreement.

2. Neither SeeNews nor other related parties, whilst endeavouring to provide 24/7 availability, will be held liable if for any reason the industry report is unavailable at any time.

3. Access to this industry report may be suspended temporarily or permanently and without notice.

4. Whilst SeeNews endeavours to ensure that the information on this site is correct and up-to-date, no warranty, express or implied, is given as to its accuracy and SeeNews does not accept any liability for error or omission.

5. Part of this industry report contains materials submitted to SeeNews by third parties. Third parties are responsible for ensuring that materials submitted for inclusion on this industry report complies with national and relevant international law. SeeNews can not guarantee the accuracy of this material and hereby expressly disclaims any responsibility for error, omission or inaccuracy in the

material, misinterpretation and any all loss, disappointment, negligence or damage caused by reliance on the information contained in the industry report or any failure or alleged failure in the delivery of the services referred to herein, or in the event of bankruptcy, liquidation or cessation of trade of any company, individual or firm referred to herein. Confirmation of the information accuracy should be sought from the establishments concerned or from SeeNews upon explicit request.

6. SeeNews shall not be liable for any damages (including, without limitation, damages for loss of business or loss of profits) arising in contract, tort or otherwise from the use of or inability to use this industry report, or any data contained in it, or from any action or decision taken as a result of using this industry report or any such information.

7. SeeNews accepts no responsibility for the content of any site to which a hypertext link from this industry report exists. Such links are provided for your convenience on an "as is" and "as available" basis with no warranty, express or implied, for the information provided within them.

8. If any of these terms should be determined to be illegal, invalid or otherwise unenforceable by reason of the laws of any state or country in which these terms are intended to be effective, then to the extent and within the jurisdiction in which that term is illegal, invalid or enforceable, it shall be severed and deleted from the clause concerned and the remaining terms and conditions shall remain in full force and effect and continue to be binding and enforceable.

9. By accessing and reading any part of this industry report, you should have accepted these Terms in full.

All rights reserved. Downloads and print extracts of SeeNews are allowed for personal and non-commercial use only. Re-publication or redistribution of content, including by framing, is strictly prohibited without the prior written consent of SeeNews Ltd., Sofia, Bulgaria.