

SeeNews

Business Intelligence
for Southeast Europe



Industry Report

Manufacture of other transport
equipment
2017
BULGARIA

seenews.com/reports

CONTENTS

I. KEY INDICATORS

II. INTRODUCTION

III. REVENUES

IV. EXPENSES

V. PROFITABILITY

VI. EMPLOYMENT

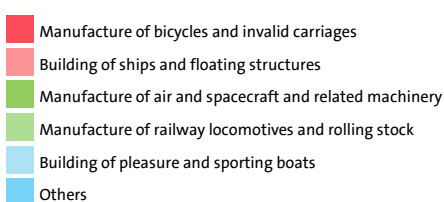
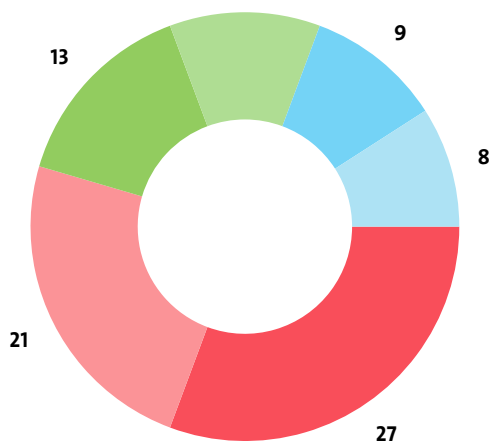
I. KEY INDICATORS

- The Manufacture of other transport equipment industry in Bulgaria was represented by 88 companies at the end of 2017, compared to 87 in the previous year and 76 in 2015.
- The industry's net profit amounted to BGN 38,348,000 in 2017.
- The industry's total revenue was BGN 632,084,000 in 2017, up by 3.72% compared to the previous year.
- The combined costs of the companies in the Manufacture of other transport equipment industry reached BGN 589,501,000 in 2017, up by 4.31% year-on-year.
- The industry's total revenue makes up 0.66% to the country's Gross domestic product (GDP) in 2017, compared to 0.66% for 2016 and 0.69% in 2015.
- A total of 4,636 people were employed in the Manufacture of other transport equipment industry in 2017, compared to 4,844 in 2016 and 4,837 in 2015.
- Most of the companies in the industry are based in Sofia, followed by Varna and Plovdiv.

II. INTRODUCTION

In 2017 the companies in the Manufacture of other transport equipment industry numbered 88, distributed in 7 sectors.

INDUSTRY STRUCTURE BY SECTORS AND NUMBER OF COMPANIES



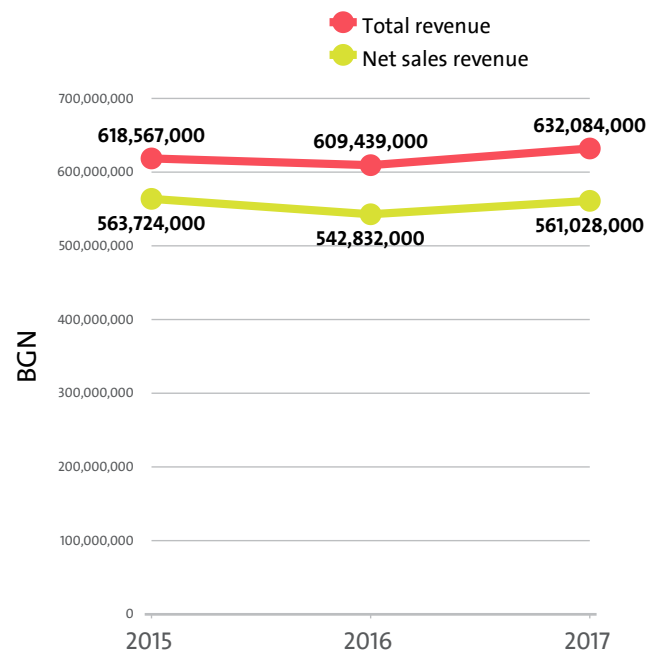
In 2016 there were a total of 87 companies operating in the industry. In 2015 their number totalled 76.

NUMBER OF COMPANIES IN MANUFACTURE OF OTHER TRANSPORT EQUIPMENT INDUSTRY BY SECTORS

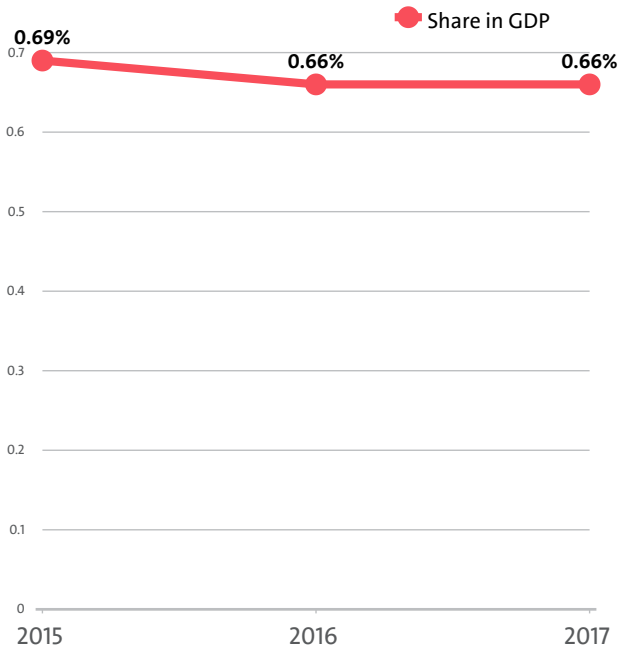
SECTOR	2017	2016	2015
MANUFACTURE OF BICYCLES AND INVALID CARRIAGES	27	26	21
BUILDING OF SHIPS AND FLOATING STRUCTURES	21	22	17
MANUFACTURE OF AIR AND SPACECRAFT AND RELATED MACHINERY	13	14	9
MANUFACTURE OF RAILWAY LOCOMOTIVES AND ROLLING STOCK	10	12	13
BUILDING OF PLEASURE AND SPORTING BOATS	8	9	12
MANUFACTURE OF OTHER TRANSPORT EQUIPMENT N.E.C.	8	4	4
MANUFACTURE OF MOTORCYCLES	1		

III. REVENUES

The total revenue in the industry was BGN 632,084,000 in 2017, BGN 609,439,000 in 2016 and 618,567,000 in 2015.



The Manufacture of other transport equipment industry total revenue make up 0.66% to the country's GDP in 2017, compared to 0.66% for 2016 and 0.69% in 2015.



In 2017 the Manufacture of other transport equipment industry contributed to GDP BGN 598,678,000 in Gross value added (GVA) accounting for 0.35% of the total for the country's economy.

In the previous year, the industry's GVA amounted BGN 561,134,000, accounting for 0.37% of the total for the country in 2016. In 2015 the GVA of the Manufacture of other transport equipment was BGN 565,332,000, or 0.37% of the GVA for the country's economy.

GVA BY SECTORS

RANK	SECTOR	BGN	SHARE OF THE COUNTRY'S GVA (%)
1	MANUFACTURE OF BICYCLES AND INVALID CARRIAGES	347,226,000	0.20
2	MANUFACTURE OF RAILWAY LOCOMOTIVES AND ROLLING STOCK	162,182,000	0.10
3	BUILDING OF SHIPS AND FLOATING STRUCTURES	48,245,000	0.03
4	MANUFACTURE OF OTHER TRANSPORT EQUIPMENT N.E.C.	32,130,000	0.02
5	BUILDING OF PLEASURE AND SPORTING BOATS	6,053,000	0.00
6	MANUFACTURE OF AIR AND SPACECRAFT AND RELATED MACHINERY	2,604,000	0.00
7	MANUFACTURE OF MOTORCYCLES	238,000	0.00

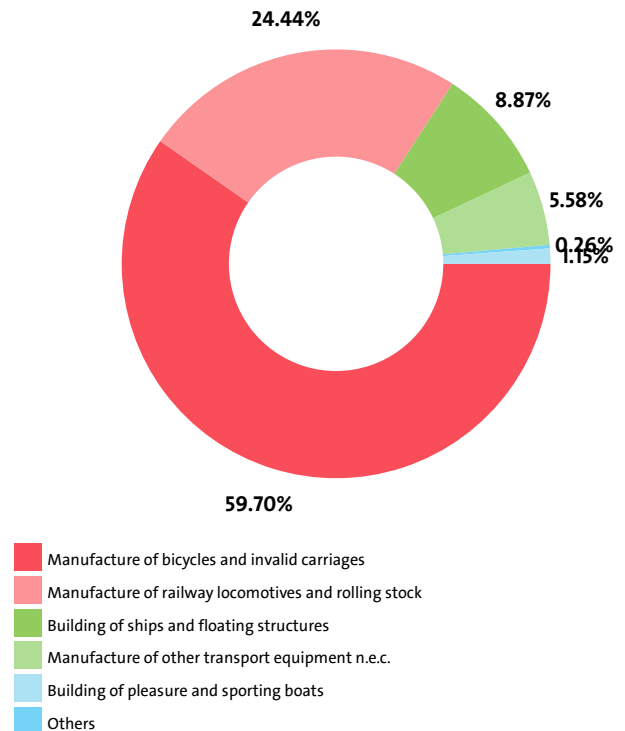
We expect, based on the trend in the last three years, the total revenue of the Manufacture of other transport equipment industry to change at a compound annual growth rate (CAGR) of 1.09% in 2018.

NET SALES REVENUE BY SECTORS

RANK	SECTOR	NET SALES REVENUE (BGN)
1	MANUFACTURE OF BICYCLES AND INVALID CARRIAGES	334,939,000
2	MANUFACTURE OF RAILWAY LOCOMOTIVES AND ROLLING STOCK	137,101,000
3	BUILDING OF SHIPS AND FLOATING STRUCTURES	49,763,000
4	MANUFACTURE OF OTHER TRANSPORT EQUIPMENT N.E.C.	31,315,000
5	BUILDING OF PLEASURE AND SPORTING BOATS	6,474,000

6	MANUFACTURE OF AIR AND SPACECRAFT AND RELATED MACHINERY	1,284,000
7	MANUFACTURE OF MOTORCYCLES	152,000

INDUSTRY'S NET SALES REVENUE STRUCTURE BY SECTORS



The highest growth, of 276.83%, was recorded by Building of pleasure and sporting boats, while Manufacture of air and spacecraft and related machinery registered the sharpest decline, of 35.64%.

TOP COMPANIES' REVENUE BY SECTORS

SEGMENT	COMPANY	TOTAL REVENUE (BGN)	NET SALES REVENUE (BGN)
BUILDING OF PLEASURE AND SPORTING BOATS	CUSTOM YACHT ACCESSORIES EOOD	5,614,000	5,614,000
	STAKLOPLAST DIMOV DIMOVA S IE SD	620,000	620,000
	LODKOSTROITEL K OOD	194,000	175,000
BUILDING OF SHIPS AND FLOATING STRUCTURES	ULA OOD	28,074,000	26,617,000
	ULBEX OOD	12,201,000	12,201,000
	DZZD MTG-LOMINI	6,067,000	6,067,000
MANUFACTURE OF AIR AND SPACECRAFT AND RELATED MACHINERY	LATECOERE BULGARIA EOOD	896,000	0
	TELESYS OOD	717,000	624,000
	DRONAMIKS OOD	504,000	0
MANUFACTURE OF RAILWAY LOCOMOTIVES AND ROLLING STOCK	KOLOWAG AD	94,766,000	69,568,000
	TRANSWAGON AD	45,666,000	40,522,000
	TRAKTSIA AD	14,476,000	14,233,000
MANUFACTURE OF BICYCLES AND INVALID CARRIAGES	CROSS OOD	155,922,000	144,086,000
	MAXCOM EOOD	81,371,000	76,760,000
	LEADER 96 EOOD	64,287,000	53,626,000
MANUFACTURE OF MOTORCYCLES	ELJOY OOD	262,000	152,000
	MANUFACTURE OF OTHER TRANSPORT EQUIPMENT N.E.C.		
	BKK 95 OOD	33,634,000	31,122,000

ROGRES AD	79,000	79,000
MARGAL TRAYK EOOD	62,000	62,000

The top 10 companies in terms of total revenue in Manufacture of other transport equipment accounted for 86.65% of the industry's total in 2017, 86.90% in 2016 and 84.42% in 2015.

TOP 10 COMPANIES BY TOTAL AND NET SALES REVENUE IN THE INDUSTRY

RANK	COMPANY	TOTAL REVENUE (BGN)	NET SALE REVENUE (BGN)
1	CROSS OOD	155,922,000	144,086,000
2	KOLOWAG AD	94,766,000	69,568,000
3	MAXCOM EOOD	81,371,000	76,760,000
4	LEADER 96 EOOD	64,287,000	53,626,000
5	TRANSWAGON AD	45,666,000	40,522,000
6	BKK 95 OOD	33,634,000	31,122,000
7	ULA OOD	28,074,000	26,617,000
8	SPRINTER OOD	17,327,000	17,245,000
9	TRAKTSIA AD	14,476,000	14,233,000
10	ULBEX OOD	12,201,000	12,201,000

The total revenues of the top 10 companies in the Manufacture of other transport equipment were 0.57% of GDP in 2017, compared to 0.57% for 2016 and 0.58% in 2015.

The top 10 by assets in the Manufacture of other transport equipment sector made up BGN 453,780,000, or 80.88% of the total net sales revenue.

TOP 10 BY TOTAL ASSETS IN THE INDUSTRY

RANK	COMPANY	BGN
1	MAXCOM EOOD	97,705,000
2	CROSS OOD	80,385,000
3	LEADER 96 EOOD	63,848,000
4	KOLOWAG AD	56,790,000
5	TRANSWAGON AD	31,705,000
6	BKK 95 OOD	27,623,000
7	TRAKTSIA AD	19,819,000
8	SPRINTER OOD	16,008,000
9	VAGONEN ZAVOD - INTERKOM CORP AD	12,902,000
10	EXPRESS SERVICE OOD	10,916,000

TOP 10 COMPANIES WITH HIGHEST ANNUAL GROWTH IN OPERATING REVENUE IN MANUFACTURE OF OTHER TRANSPORT EQUIPMENT

RANK	COMPANY	Y/Y GROWTH
1	DRONAMIKS OOD	7100.00%
2	SUSA - R OOD	2633.33%
3	RAM BIKES OOD	2484.31%
4	DZHENRAL PAYNTING YAHT END SHIPS EOOD	1769.09%
5	AIRKOM OOD	1300.00%
6	CUSTOM YACHT ACCESSORIES EOOD	824.88%
7	GEPARD CYCLE OOD	597.56%
8	ZHS CHITAK EOOD	342.59%
9	PLOVDIVAIR UL EOOD	330.77%
10	VEKA NAV EOOD	330.56%

TOP COMPANIES BY TOTAL REVENUE IN THE SECTOR BUILDING OF PLEASURE AND SPORTING BOATS WERE:

COMPANY	BGN
CUSTOM YACHT ACCESSORIES EOOD	5,614,000
STAKLOPLAST DIMOV DIMOVA S IE SD	620,000
LODKOSTROITEL K OOD	194,000
MARINA YAHTING EOOD	86,000
TERITA EOOD	46,000

The largest companies in terms of total revenue in sector Building of pleasure and sporting boats earned total revenue of BGN 6,560,000 and accounted for 1.04% of the industry's total revenue.

TOP 10 COMPANIES BY TOTAL REVENUE IN THE INDUSTRY BUILDING OF SHIPS AND FLOATING STRUCTURES WERE:

COMPANY	BGN
ULA OOD	28,074,000
ULBEX OOD	12,201,000
DZZD MTG-LOMINI	6,067,000
VEKA NAV EOOD	2,325,000
DZHENRAL PAYNTING YAHT END SHIPS EOOD	1,028,000
TEVA MARINE EOOD	817,000
SUSA - R OOD	328,000
BURGAS SHIP EOOD	306,000
ZHS CHITAK EOOD	239,000
NEXT VISION YACHTS EOOD	136,000

The 10 largest companies in terms of total revenue in sector Building of ships and floating structures earned total revenue of BGN 51,521,000 and accounted for 8.15% of the industry's total revenue.

TOP 10 COMPANIES BY TOTAL REVENUE IN THE INDUSTRY MANUFACTURE OF AIR AND SPACECRAFT AND RELATED MACHINERY WERE:

COMPANY	BGN
LATECOERE BULGARIA EOOD	896,000
TELESYS OOD	717,000
DRONAMIKS OOD	504,000
NIKI ROTOR AVIATION OOD	414,000
AVIO DESIGN OOD	116,000
AEROPLANI DAR EOOD	113,000
UNMANNED INQUIRIES EOOD	75,000
PLOVDIVAIR UL EOOD	56,000
R& D AERONAUTICS EOOD	46,000
HEKSAGON AEROSPEYS EOOD	16,000

The 10 largest companies in terms of total revenue in sector Manufacture of air and spacecraft and related machinery earned total revenue of BGN 2,953,000 and accounted for 0.47% of the industry's total revenue.

TOP COMPANIES BY TOTAL REVENUE IN THE INDUSTRY MANUFACTURE OF RAILWAY LOCOMOTIVES AND ROLLING STOCK WERE:

COMPANY	BGN
KOLOWAG AD	94,766,000
TRANSWAGON AD	45,666,000
TRAKTSIA AD	14,476,000

EXPRESS SERVICE OOD	6,901,000
EVROTRANS BURGAS OOD	4,495,000

The largest companies in terms of total revenue in sector Manufacture of railway locomotives and rolling stock earned total revenue of BGN 166,304,000 and accounted for 26.31% of the industry's total revenue.

TOP 10 COMPANIES BY TOTAL REVENUE IN THE INDUSTRY MANUFACTURE OF BICYCLES AND INVALID CARRIAGES WERE:

COMPANY	BGN
CROSS OOD	155,922,000
MAXCOM EOOD	81,371,000
LEADER 96 EOOD	64,287,000
SPRINTER OOD	17,327,000
VELOTEC EOOD	11,773,000
VELOMANIA EOOD	10,219,000
CROSS-VIDIN OOD	5,994,000
BALKANVELO AD	5,778,000
ONE AD	2,641,000
MAXTEC EOOD	2,275,000

The 10 largest companies in terms of total revenue in sector Manufacture of bicycles and invalid carriages earned total revenue of BGN 357,587,000 and accounted for 56.57% of the industry's total revenue.

TOP COMPANIES BY TOTAL REVENUE IN THE INDUSTRY MANUFACTURE OF MOTORCYCLES WERE:

COMPANY	BGN
EJOY OOD	262,000

The largest companies in terms of total revenue in sector Manufacture of motorcycles earned total revenue of BGN 262,000 and accounted for 0.04% of the industry's total revenue.

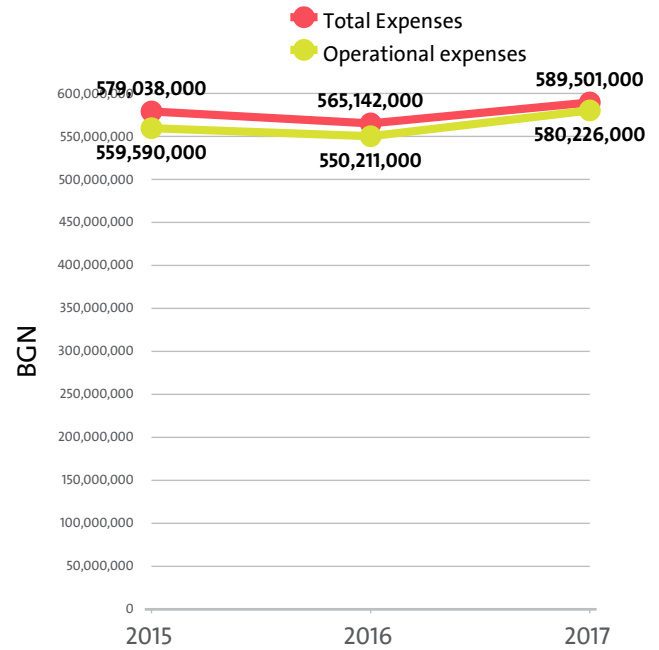
TOP COMPANIES BY TOTAL REVENUE IN THE INDUSTRY MANUFACTURE OF OTHER TRANSPORT EQUIPMENT N.E.C. WERE:

COMPANY	BGN
BKK 95 OOD	33,634,000
ROGRES AD	79,000
MARGAL TRAYK EOOD	62,000
EURO.PLAST 2 EOOD	45,000
PI EM GRIL I PITSA OOD OOD	4,000

The largest companies in terms of total revenue in sector Manufacture of other transport equipment n.e.c. earned total revenue of BGN 33,824,000 and accounted for 5.35% of the industry's total revenue.

IV. EXPENSES

The combined costs of the companies in the Manufacture of other transport equipment industry reached BGN 589,501,000 in 2017.



In annual terms, total expenses increased by 4.31% compared to 2016 and went up by 1.81% in comparison to 2015.

The total operating expenses of the companies in the Manufacture of other transport equipment industry were BGN 580,226,000 in 2017.

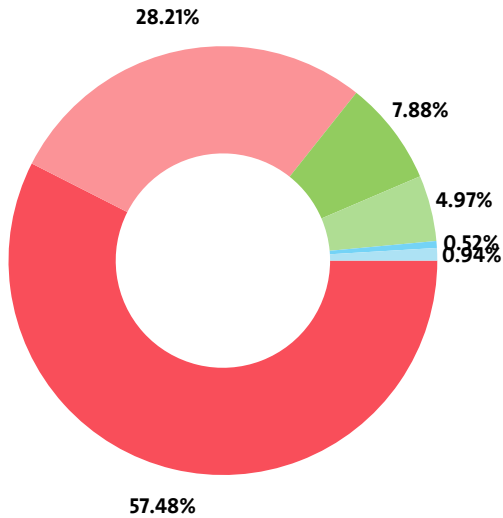
Operating costs increased by 5.46% compared with the previous year and went up by 3.69% when compared to 2015.

We expect, based on the trend in the last three years, the total costs of the Manufacture of other transport equipment industry to change at a compound annual growth rate (CAGR) of 0.90% in 2018.

TOTAL COSTS BY SECTORS

RANK	SECTOR	TOTAL COSTS (BGN)
1	MANUFACTURE OF BICYCLES AND INVALID CARRIAGES	338,819,000
2	MANUFACTURE OF RAILWAY LOCOMOTIVES AND ROLLING STOCK	166,323,000
3	BUILDING OF SHIPS AND FLOATING STRUCTURES	46,463,000
4	MANUFACTURE OF OTHER TRANSPORT EQUIPMENT N.E.C.	29,289,000
5	BUILDING OF PLEASURE AND SPORTING BOATS	5,534,000
6	MANUFACTURE OF AIR AND SPACECRAFT AND RELATED MACHINERY	2,845,000
7	MANUFACTURE OF MOTORCYCLES	228,000

INDUSTRY'S TOTAL COSTS STRUCTURE BY SECTORS



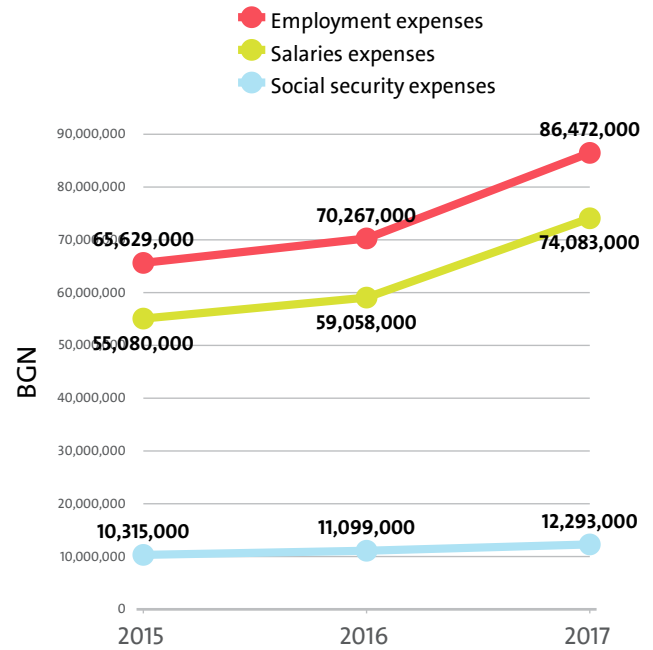
- Manufacture of bicycles and invalid carriages
- Manufacture of railway locomotives and rolling stock
- Building of ships and floating structures
- Manufacture of other transport equipment n.e.c.
- Building of pleasure and sporting boats
- Others

Building of pleasure and sporting boats marked the highest annual growth in total expenses, of 192.49%.

In terms of operating expenses, the highest growth, of 198.79%, was recorded by the Building of pleasure and sporting boats sector.

The biggest spenders in the industry, with costs of over 10% of industry's costs, numbered 9, including CROSS OOD, TRAKTSIA AD, MAXCOM EOOD, ULA OOD, SPRINTER OOD. The medium spenders, or those in the 5% and 10% range count 3 and include ULBEX OOD, VELOTEC EOOD, VELOMANIA EOOD. Below 5% threshold are 76 companies, including AIRKOM OOD, ADLERVERKE OOD, LODKOSTROITEL K OOD, SOTIRA EOOD, ITK ILIEV OOD.

Employment expenses in the Manufacture of other transport equipment industry went up by 23.06% on the year to BGN 86,472,000 in 2017.



The highest growth in labour costs, of 232.45%, was registered by Building of pleasure and sporting boats, while Manufacture of other transport equipment n.e.c. marked the sharpest fall, of 0.39%.

The monthly costs per employee in the Manufacture of other transport equipment industry averaged BGN 1,554 in 2017, BGN 1,209 in 2016 and BGN 1,131 in 2015.

The monthly social security costs per employee in the industry averaged BGN 221 in 2017, versus BGN 191 in 2016 and BGN 178 in 2015.

EMPLOYMENT EXPENSES IN MANUFACTURE OF OTHER TRANSPORT EQUIPMENT BY SECTORS IN 2017

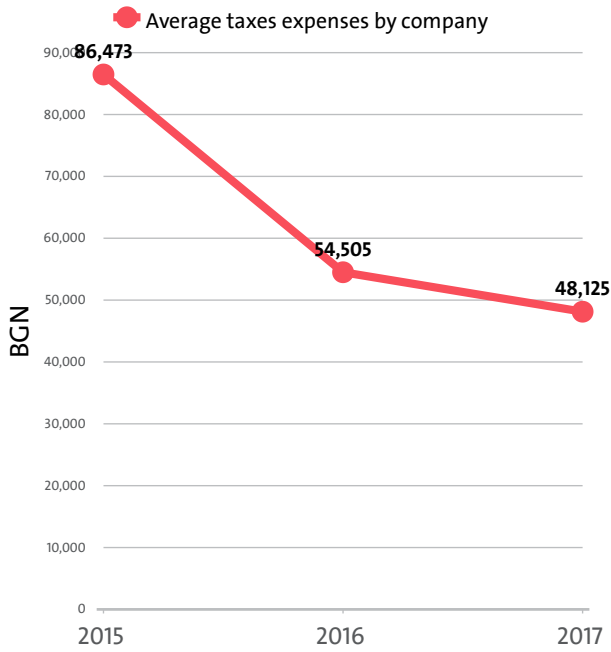
RANK	SECTOR	EMPLOYMENT EXPENSES (BGN)	AVERAGE EXPENSES PER EMPLOYEE (BGN)
1	MANUFACTURE OF RAILWAY LOCOMOTIVES AND ROLLING STOCK	34,496,000	17,892
2	MANUFACTURE OF BICYCLES AND INVALID CARRIAGES	29,922,000	16,053
3	BUILDING OF SHIPS AND FLOATING STRUCTURES	17,505,000	33,406
4	MANUFACTURE OF OTHER TRANSPORT EQUIPMENT N.E.C.	3,091,000	12,364
5	MANUFACTURE OF AIR AND SPACECRAFT AND RELATED MACHINERY	809,000	20,744
6	BUILDING OF PLEASURE AND SPORTING BOATS	625,000	21,552
7	MANUFACTURE OF MOTORCYCLES	24,000	12,000

THE TOP 10 COMPANIES BY AVERAGE MONTHLY COSTS PER EMPLOYEE IN THE INDUSTRY

RANK	COMPANY	BGN
1	CUSTOM YACHT ACCESSORIES EOOD	7,167
2	LATECOERE BULGARIA EOOD	7,000
3	ULBEX OOD	6,111
4	KOLELINIA OOD	3,514
5	ULA OOD	2,975
6	DRONAMIKS OOD	2,800
7	ZHS CHITAK EOOD	2,750
8	UAN AUTDORS EOOD	1,917

9	RAM BIKES OOD	1,910
10	VELOTEC EOOD	1,793

The industry's tax expenses stood at BGN 4,235,000 in 2017. In 2016 it paid taxes of BGN 4,742,000. In 2015 the industry paid BGN 6,572,000 in taxes.

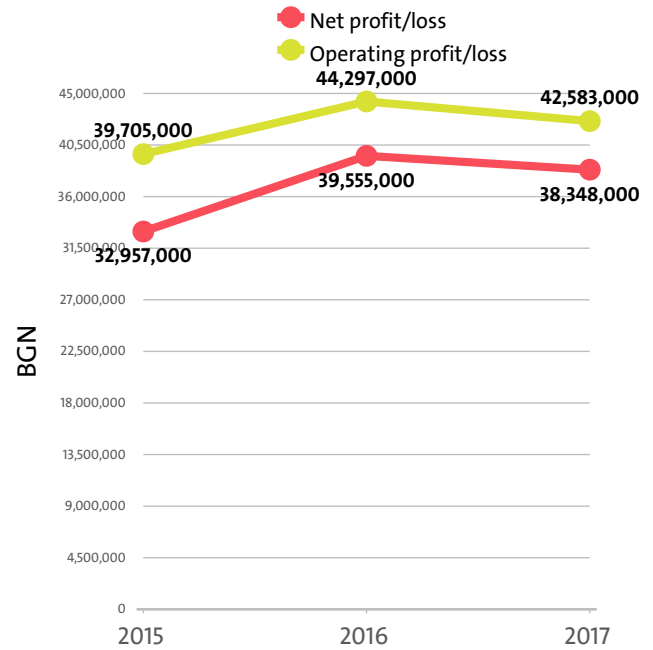


EXPENSES ON TAXES BY SECTORS

RANK	SECTOR	BGN	Y/Y CHANGE
1	MANUFACTURE OF BICYCLES AND INVALID CARRIAGES	2,425,000	-10.88%
2	BUILDING OF SHIPS AND FLOATING STRUCTURES	600,000	-27.36%
3	MANUFACTURE OF RAILWAY LOCOMOTIVES AND ROLLING STOCK	598,000	-11.14%
4	MANUFACTURE OF OTHER TRANSPORT EQUIPMENT N.E.C.	455,000	-2.15%
5	BUILDING OF PLEASURE AND SPORTING BOATS	111,000	455.00%
6	MANUFACTURE OF AIR AND SPACECRAFT AND RELATED MACHINERY	43,000	16.22%
7	MANUFACTURE OF MOTORCYCLES	3,000	N/A

V. PROFITABILITY

The industry's net profit amounted to BGN 38,348,000 in 2017, compared to a net profit of BGN 39,555,000 in 2016 and a net profit of BGN 32,957,000 in 2015.



TOP 10 COMPANIES BY HIGHEST NET PROFIT IN MANUFACTURE OF OTHER TRANSPORT EQUIPMENT

RANK	COMPANY	BGN
1	CROSS OOD	13,350,000
2	LEADER 96 EOOD	4,296,000
3	BKK 95 OOD	4,066,000
4	ULA OOD	2,527,000
5	CROSS-VIDIN OOD	2,456,000
6	KOLOWAG AD	1,768,000
7	MAXCOM EOOD	1,729,000
8	TRANSWAGON AD	1,727,000
9	SPRINTER OOD	1,556,000
10	EXPRESS SERVICE OOD	1,035,000

TOP COMPANIES BY HIGHEST NET LOSS IN MANUFACTURE OF OTHER TRANSPORT EQUIPMENT

RANK	COMPANY	BGN
1	VAGONEN ZAVOD - INTERKOM CORP AD	748,000
2	MAXTEC EOOD	513,000
3	BDG-KONCHAR AD	377,000
4	RAM BIKES OOD	292,000
5	ONE AD	284,000

The combined operating earnings of the companies in the Manufacture of other transport equipment market fell by 3.87% y/y to BGN 42,583,000 in 2017.

OPERATING PROFIT/LOSS BY SECTORS (BGN)

SECTOR	2017	2016	2015
MANUFACTURE OF BICYCLES AND INVALID CARRIAGES	27,177,000	26,022,000	27,834,000
BUILDING OF SHIPS AND FLOATING STRUCTURES	5,383,000	7,895,000	2,418,000
MANUFACTURE OF OTHER TRANSPORT EQUIPMENT N.E.C.	4,538,000	4,687,000	5,233,000
MANUFACTURE OF RAILWAY LOCOMOTIVES AND ROLLING STOCK	4,277,000	5,539,000	4,392,000
BUILDING OF PLEASURE AND SPORTING BOATS	1,045,000	143,000	-101,000
MANUFACTURE OF AIR AND SPACECRAFT AND RELATED MACHINERY	129,000	11,000	-71,000

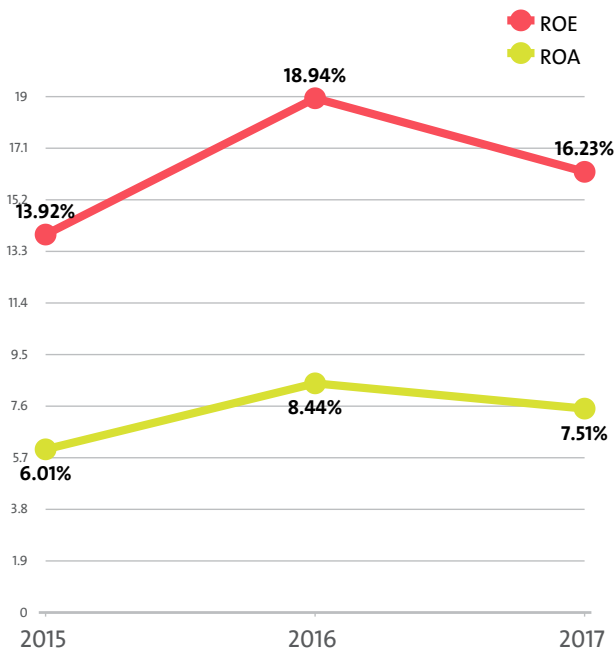
The profit margin for the Manufacture of other transport equipment industry stood at 6.89% in 2017, while in 2016 it amounted to 7.45% and 6.56% in 2015.

PROFIT MARGIN BY SECTORS

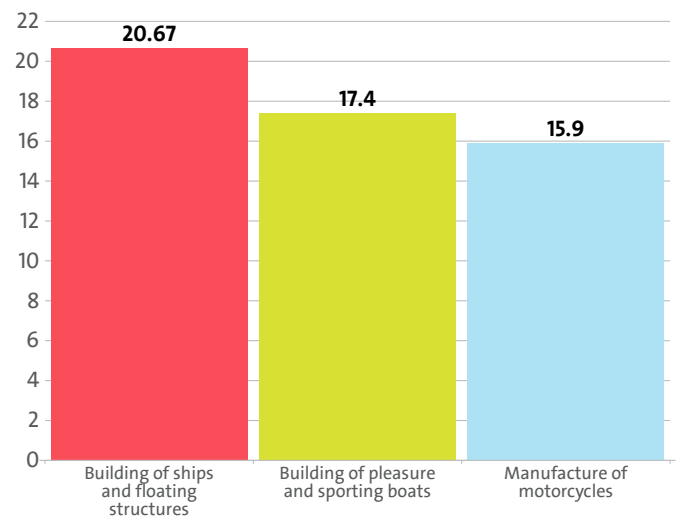
RANK	SECTOR	PROFIT MARGIN
1	BUILDING OF PLEASURE AND SPORTING BOATS	15.88%
2	MANUFACTURE OF OTHER TRANSPORT EQUIPMENT N.E.C.	13.55%
3	MANUFACTURE OF MOTORCYCLES	12.98%
4	BUILDING OF SHIPS AND FLOATING STRUCTURES	10.67%
5	MANUFACTURE OF BICYCLES AND INVALID CARRIAGES	7.68%
6	MANUFACTURE OF AIR AND SPACECRAFT AND RELATED MACHINERY	4.41%
7	MANUFACTURE OF RAILWAY LOCOMOTIVES AND ROLLING STOCK	2.51%

The Manufacture of other transport equipment industry's return on equity (ROE) is 16.23% compared to 18.94% in 2016 and 13.92% in 2015.

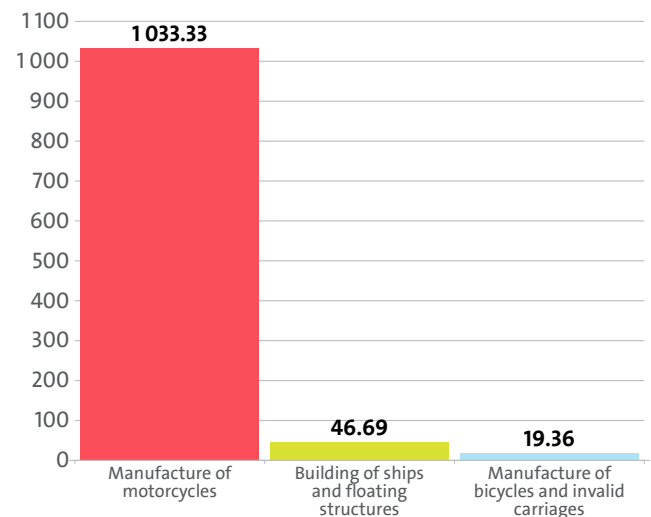
The Manufacture of other transport equipment's return on assets (ROA) was 7.51%, while in 2016 it amounted to 8.44% and 6.01% in 2015.



LEADING INDUSTRY'S SECTORS BY ROA



LEADING INDUSTRY'S SECTORS BY ROE



TOP 10 COMPANIES BY HIGHEST AVERAGE NET PROFIT PER EMPLOYEE IN MANUFACTURE OF OTHER TRANSPORT EQUIPMENT

RANK	COMPANY	BGN	COMPANY HEADQUARTERS (CITY)
1	ULBEX OOD	281,667	VARNA
2	CUSTOM YACHT ACCESSORIES EOOD	194,800	SOFIA
3	ZHS CHITAK EOOD	131,000	DASKOTNA
4	BURGAS SHIP EOOD	126,500	VARNA
5	KOLELINIA OOD	117,000	SOFIA
6	CROSS OOD	39,851	MONTANA
7	TELESYS OOD	30,889	PLOVDIV
8	PASATI MOTO EOOD	26,333	LOVECH
9	SPRINTER OOD	25,933	MONTANA
10	PASATI EOOD	20,125	LOVECH

About 20.00% of the 10 leading companies in terms of net profit per employee are located in LOVECH, while 20.00% are SOFIA-based and 20.00% are headquartered in MONTANA.

The average net sales revenue per employee in the Manufacture of other transport equipment industry amounted to BGN 121,016 in 2017, up by 7.99% compared to 2016 and up by 3.84% compared to 2015.

The industry's average operating revenue per employee increased by 8.57% year-on-year in 2017 to BGN 133,301. It went up by 6.54% compared to 2015.

The Manufacture of other transport equipment industry generated an average BGN 136,343 in total revenue per employee. In 2016 and 2015 the figure was BGN 125,813 and BGN 127,882, respectively.

The average total revenue per company in the Manufacture of other transport equipment industry went up to BGN 7,182,773 in 2017 from BGN 7,005,046 in 2016. The 2015 value was BGN 8,139,039.

A company in the Manufacture of other transport equipment field made on average a net sales revenue of BGN 6,375,318 in 2017, compared to BGN 6,239,448 in 2016 and BGN 7,417,421 in 2015.

The Manufacture of other transport equipment industry made 0.21% of the overall sales country-wide, decreasing its market share by 0.01 pp.

Operating profit per employee for the industry as a whole was BGN 9,185 in 2017. For comparison in 2016 it amounted to BGN 9,145 and BGN 9,145 in 2015.

THE TOP BY OPERATIONAL PROFIT PER EMPLOYEE IN MANUFACTURE OF OTHER TRANSPORT EQUIPMENT

RANK	COMPANY	BGN
1	ULBEX OOD	313,000
2	CUSTOM YACHT ACCESSORIES EOOD	216,400
3	ZHS CHITAK EOOD	146,000
4	BURGAS SHIP EOOD	140,500
5	KOLELINIA OOD	130,167

TOP 10 COMPANIES WITH HIGHEST CORRELATION OPERATING REVENUE - NUMBER OF EMPLOYEES - EMPLOYMENT EXPENSES*

RANK	COMPANY NAME	CORRELATION (BGN)
1	ULBEX OOD	3,993,667
2	CUSTOM YACHT ACCESSORIES EOOD	1,036,800
3	ONE AD	861,000
4	CROSS OOD	441,472
5	SPRINTER OOD	275,133
6	GEPARD CYCLE OOD	274,000
7	DIMITAR KOZHUHAROV ET	236,667
8	LATECOERE BULGARIA EOOD	214,667
9	PASATI EOOD	206,875
10	ZHS CHITAK EOOD	206,000

*The correlation is calculated by subtracting the quotient of the operating profit, and the employment expenses to the number of employees.

AVERAGE REVENUES PER EMPLOYEE IN MANUFACTURE OF OTHER TRANSPORT EQUIPMENT IN 2017

SECTOR	AVERAGE NET SALES REVENUE (BGN)	AVERAGE OPERATING REVENUE (BGN)	AVERAGE TOTAL REVENUE (BGN)	NUMBER OF EMPLOYEES
BUILDING OF PLEASURE AND SPORTING BOATS	223,241	226,862	226,862	29
BUILDING OF SHIPS AND FLOATING STRUCTURES	94,968	96,298	98,943	524
MANUFACTURE OF AIR AND SPACECRAFT AND RELATED MACHINERY	32,923	75,026	76,256	39

MANUFACTURE OF RAILWAY LOCOMOTIVES AND ROLLING STOCK	71,110	88,451	88,485	1,928
MANUFACTURE OF BICYCLES AND INVALID CARRIAGES	179,688	189,770	196,350	1,864
MANUFACTURE OF MOTORCYCLES	76,000	131,000	131,000	2
MANUFACTURE OF OTHER TRANSPORT EQUIPMENT N.E.C.	125,260	133,968	135,308	250

AVERAGE REVENUE PER COMPANY IN MANUFACTURE OF OTHER TRANSPORT EQUIPMENT IN 2017

SECTOR	AVERAGE NET SALES REVENUE (BGN)	AVERAGE OPERATING REVENUE (BGN)	AVERAGE TOTAL REVENUE (BGN)	NUMBER OF COMPANIES
MANUFACTURE OF RAILWAY LOCOMOTIVES AND ROLLING STOCK	13,710,100	17,053,400	17,060,000	10
MANUFACTURE OF BICYCLES AND INVALID CARRIAGES	12,405,148	13,101,148	13,555,407	27
MANUFACTURE OF OTHER TRANSPORT EQUIPMENT N.E.C.	3,914,375	4,186,500	4,228,375	8
BUILDING OF SHIPS AND FLOATING STRUCTURES	2,369,667	2,402,857	2,468,857	21
BUILDING OF PLEASURE AND SPORTING BOATS	809,250	822,375	822,375	8
MANUFACTURE OF MOTORCYCLES	152,000	262,000	262,000	1
MANUFACTURE OF AIR AND SPACECRAFT AND RELATED MACHINERY	98,769	225,077	228,769	13

The total indebtedness of the companies in the Manufacture of other transport equipment industry was BGN 271,494,000 versus BGN 256,721,000 a year ago. In 2015 the industry's indebtedness totalled BGN 305,991,000.

INDUSTRY'S INDEBTEDNESS BY SECTORS (BGN)

SECTOR	2017	2016	2015
MANUFACTURE OF BICYCLES AND INVALID CARRIAGES	180,562,000	127,249,000	127,943,000
MANUFACTURE OF RAILWAY LOCOMOTIVES AND ROLLING STOCK	62,548,000	101,925,000	111,632,000
BUILDING OF SHIPS AND FLOATING STRUCTURES	12,646,000	15,579,000	55,607,000
BUILDING OF PLEASURE AND SPORTING BOATS	6,343,000	5,315,000	5,678,000
MANUFACTURE OF OTHER TRANSPORT EQUIPMENT N.E.C.	5,273,000	3,346,000	3,654,000
MANUFACTURE OF AIR AND SPACECRAFT AND RELATED MACHINERY	3,930,000	3,307,000	1,477,000
MANUFACTURE OF MOTORCYCLES	192,000		

Debt-to-assets ratio of the companies in the industry is 0.53 in 2017. It was 0.55 in 2016 and 0.56 in 2015.

According to market experts, the greatest impact on the development of the Manufacture of other transport equipment industry has net sales revenue. In 2017 it stood at BGN 561,028,000, according to the financial statements of the companies in the industry. In 2016 the figure was BGN 542,832,000 and BGN 563,724,000 in 2015.

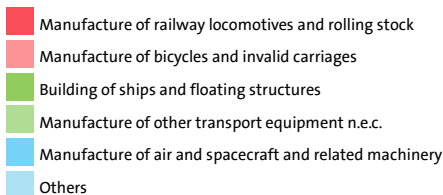
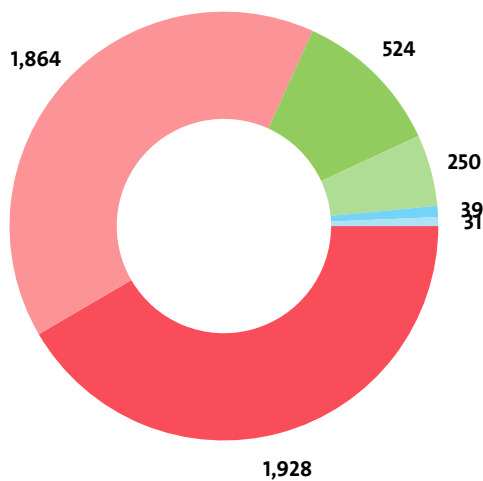
VI. EMPLOYMENT

A total of 4,636 people were employed in the Manufacture of other transport equipment market at the end of 2017, compared to 4,844 in 2016 and 4,837 in 2015.

NUMBER OF EMPLOYEES BY INDUSTRY SECTORS

SECTOR	NUMBER	SHARE OF INDUSTRY TOTAL
MANUFACTURE OF RAILWAY LOCOMOTIVES AND ROLLING STOCK	1,928	41.59%
MANUFACTURE OF BICYCLES AND INVALID CARRIAGES	1,864	40.21%
BUILDING OF SHIPS AND FLOATING STRUCTURES	524	11.30%
MANUFACTURE OF OTHER TRANSPORT EQUIPMENT N.E.C.	250	5.39%
MANUFACTURE OF AIR AND SPACECRAFT AND RELATED MACHINERY	39	0.84%
BUILDING OF PLEASURE AND SPORTING BOATS	29	0.63%
MANUFACTURE OF MOTORCYCLES	2	0.04%

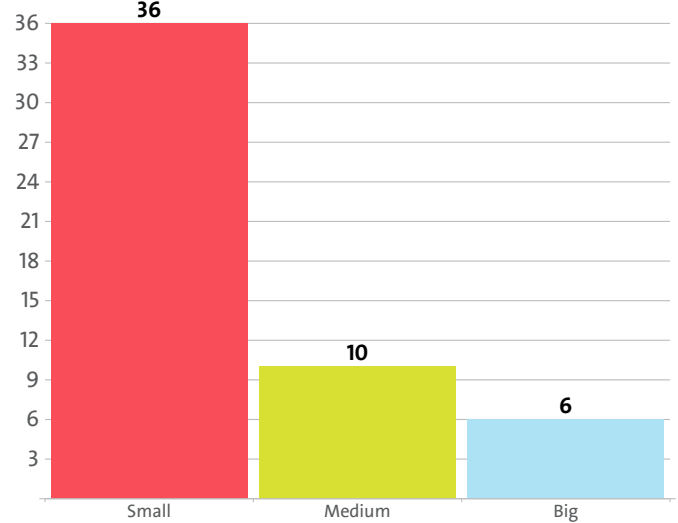
ALLOCATION OF EMPLOYEES BY INDUSTRY'S SECTORS



The analysis on companies' sizes by the number of employees, shows that 36 firms have less than 50 employees*, 10 have between 50 and 250 employees* and 6 companies employ more than 250*.

* Companies without data in the number of employees at end of the year are not taken into consideration.

COMPANIES IN THE INDUSTRY BY SIZE IN TERMS OF NUMBER OF EMPLOYEES



The employees of the leading 10 companies when it comes to numbers make up 85.40% of the workforce in the industry in 2017.

TOP 10 FIRMS BY SHARE IN INDUSTRY'S TOTAL NUMBER OF EMPLOYEES

RANK	COMPANY	NUMBER OF EMPLOYEES	SHARE
1	KOLOWAG AD	822	17.73%
2	TRANSWAGON AD	584	12.60%
3	MAXCOM EOOD	485	10.46%
4	ULA OOD	461	9.94%
5	LEADER 96 EOOD	451	9.73%
6	CROSS OOD	335	7.23%
7	BKK 95 OOD	240	5.18%
8	TRAKTSIA AD	230	4.96%
9	CROSS-VIDIN OOD	224	4.83%
10	EXPRESS SERVICE OOD	127	2.74%

The Manufacture of other transport equipment industry is the 60th largest employer in the country with 4,636 employees with the largest employer being Retail trade, except of motor vehicles and motorcycles with 200,534 and Extraction of crude petroleum and natural gas at the bottom with 27 employees.

The Manufacture of other transport equipment's share in the country's total employment was 0.20% in 2017, 0.25% in 2016 and 0.24% in 2015.

We expect, based on the trend in the last three years, the number of employees of the Manufacture of other transport equipment industry to change at a compound annual growth rate (CAGR) of -2.10% in 2018.

The industry is represented by the following companies

AIRKOM OOD	MK AVIO EOOD
ADLERVERKE OOD	PI EM GRIL I PITSZA OOD OOD
LODKOSTROITEL K OOD	EVROATRAKTSIYA OOD OOD
SOTIRA EOOD	UNMANNED INQUIRIES EOOD
ITK ILIEV OOD	DRONAMIKS OOD
DIMITAR KOZHUHAROV ET	STAKLOPLAST DIMOV DIMOVA S IE SD
VAGONEN ZAVOD - INTERKOM CORP AD	VIKATA-VIKTOR ATANASOV ET
PLOVDIVAIR UL EOOD	VELORIM OOD
BURGAS SHIP EOOD	EURO.PLAST 2 EOOD
BALKANVELO AD	FAMPI - STEFAN FAMPARSKI ET
CEPARD CYCLE OOD	PASATI EOOD
R& D AERONAUTICS EOOD	G.K.ENTARPRAYS EOOD
BOLROS KOMERS OOD	ELJOY OOD
CROSS-VIDIN OOD	DZHI TI BULGARIA EOOD
SPEED - 96 EOOD	SUSA - R OOD
VESTMARIN EOOD	TELESYS OOD
CROSS OOD	VR53 SERVTEK EOOD
PASAT - EVROPA EOOD	BULMAKO INVEST OOD
EXPRESS SERVICE OOD	BKK 95 OOD
NIKI ROTOR AVIATION OOD	MARGAL TRAYK EOOD
MAXTEC EOOD	SLA OOD
I MOBILITY OOD	KOLELINIA OOD
ROGRES AD	ECOTRIKE - BG EOOD
ONE AD	ARSENAL ODESOS AD
PASATI MOTO EOOD	ARAMIS BLU EOOD EOOD
TIN SAYKALS EOOD EOOD	PIPELLO BIKES EOOD
PRUUF MARIIN EOOD EOOD	KOLOWAG AD
EVROTRANS BURGAS OOD	ESTATES PROPERTY GATE EOOD
INTERNASIONAL TECHNICAL ELICOS OOD	AVS AUKTSIONI I TARGOVIYA EOOD
INTERNESHANAL UARLD MARIN EOOD	
AVIO DESIGN OOD	
INTERKOM I PARTNYORI DZZD	
ULBEX OOD	
NEXT VISION YACHTS EOOD	
AEROPLANI DAR EOOD	
TEVA MARINE EOOD	
UAN AUTDORS EOOD	
MARINA YAHTING EOOD	
LATECOERE BULGARIA EOOD	
VELOTEC EOOD	
BDG-KONCHAR AD	
SITITRAYK EOOD EOOD	
FRB OOD	
TERITA EOOD	
TRAKTSIA AD	
MAXCOM EOOD	
ULA OOD	
DZZD MTG-LOMINI	
HEKSAGON AEROSPEYS EOOD	
VEKA NAV EOOD	
CUSTOM YACHT ACCESSORIES EOOD	
SPRINTER OOD	
HAN KRUM AD	
LEADER 96 EOOD	
ZHS CHITAK EOOD	
RAM BIKES OOD	
TRANSWAGON AD	
VELOMANIA EOOD	
DZHENERAL PAYNTING YAHT END SHIPS EOOD	

Do not hesitate to contact us

We'd be glad to discuss our services or your project in detail and help you come up with a solution.

Email us at consulting@seenews.com

Call us on **+359 2 80 12 630**

Live chat available at SeeNews.com

Disclaimer

Whilst the information contained in this industry report has been given in good faith and every effort has been made to ensure its accuracy, SeeNews cannot guarantee the accuracy of this information and hereby expressly disclaims any responsibility for error, mis-interpretation and any and all loss, disappointment, negligence or damage caused by reliance on the information contained in the industry report or any failure or alleged failure in the delivery of the Service referred to herein, or in the event of bankruptcy, liquidation or cessation of trade in any company, individual or firm referred to herein. Confirmation of the information accuracy should be sought from the establishments concerned. Unless otherwise stated, the copyrights and any other rights in all material on this site are owned by SeeNews. Use of this industry report is provided by SeeNews subject to the following Terms and Conditions:

1. Use of this industry report constitutes your acceptance of these Terms and Conditions which take effect when you first use this industry report. SeeNews reserves the right to change these terms and conditions at any time by posting changes online. You are responsible for reviewing regularly information posted online to obtain timely notice of such changes. Your continued use of the industry report after changes are posted constitutes your acceptance of this agreement.
2. Neither SeeNews nor other related parties, whilst endeavouring to provide 24/7 availability, will be held liable if for any reason the industry report is unavailable at any time.
3. Access to this industry report may be suspended temporarily or permanently and without notice.
4. Whilst SeeNews endeavours to ensure that the information on this site is correct and up-to-date, no warranty, express or implied, is given as to its accuracy and SeeNews does not accept any liability for error or omission.
5. Part of this industry report contains materials submitted to SeeNews by third parties. Third parties are responsible for ensuring that materials submitted for inclusion on this industry report complies with national and relevant international law. SeeNews can not guarantee the accuracy of this material and hereby expressly disclaims any responsibility for error, omission or inaccuracy in the

material, misinterpretation and any all loss, disappointment, negligence or damage caused by reliance on the information contained in the industry report or any failure or alleged failure in the delivery of the services referred to herein, or in the event of bankruptcy, liquidation or cessation of trade of any company, individual or firm referred to herein. Confirmation of the information accuracy should be sought from the establishments concerned or from SeeNews upon explicit request.

6. SeeNews shall not be liable for any damages (including, without limitation, damages for loss of business or loss of profits) arising in contract, tort or otherwise from the use of or inability to use this industry report, or any data contained in it, or from any action or decision taken as a result of using this industry report or any such information.

7. SeeNews accepts no responsibility for the content of any site to which a hypertext link from this industry report exists. Such links are provided for your convenience on an "as is" and "as available" basis with no warranty, express or implied, for the information provided within them.

8. If any of these terms should be determined to be illegal, invalid or otherwise unenforceable by reason of the laws of any state or country in which these terms are intended to be effective, then to the extent and within the jurisdiction in which that term is illegal, invalid or enforceable, it shall be severed and deleted from the clause concerned and the remaining terms and conditions shall remain in full force and effect and continue to be binding and enforceable.

9. By accessing and reading any part of this industry report, you should have accepted these Terms in full.

All rights reserved. Downloads and print extracts of SeeNews are allowed for personal and non-commercial use only. Re-publication or redistribution of content, including by framing, is strictly prohibited without the prior written consent of SeeNews Ltd., Sofia, Bulgaria.