

# SeeNews

Business Intelligence  
for Southeast Europe



## Industry Report

Social work activities without  
accommodation

2015

BULGARIA

[seenews.com/reports](https://seenews.com/reports)

# CONTENTS

I. KEY INDICATORS

II. INTRODUCTION

III. REVENUES

IV. EXPENSES

V. PROFITABILITY

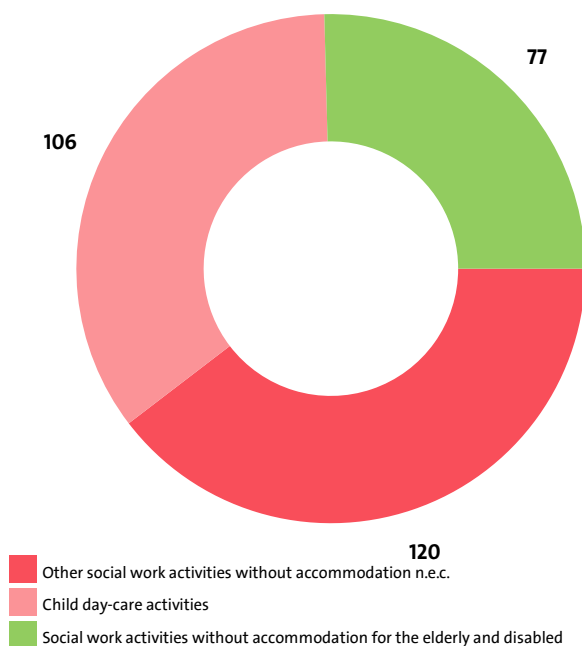
VI. EMPLOYMENT

## I. KEY INDICATORS

- The Social work activities without accommodation industry in Bulgaria was represented by 303 companies at the end of 2015, compared to 264 in the previous year and 230 in 2013.
- The industry's net profit amounted to BGN 2,965,000 in 2015.
- The industry's total revenue was BGN 39,919,000 in 2015, up by 21.84% compared to the previous year.
- The combined costs of the companies in the Social work activities without accommodation industry reached BGN 36,473,000 in 2015, up by 27.57% year-on-year.
- The industry's total revenue makes up 0.05% to the country's Gross domestic product (GDP) in 2015, compared to 0.04% for 2014 and 0.03% in 2013.
- A total of 1,198 people were employed in the Social work activities without accommodation industry in 2015, compared to 1,243 in 2014 and 1,813 in 2013.
- Most of the companies in the industry are based in Sofia, followed by Varna and Plovdiv.

## II. INTRODUCTION

In 2015 the companies in the Social work activities without accommodation industry numbered 303, distributed in 3 sectors.



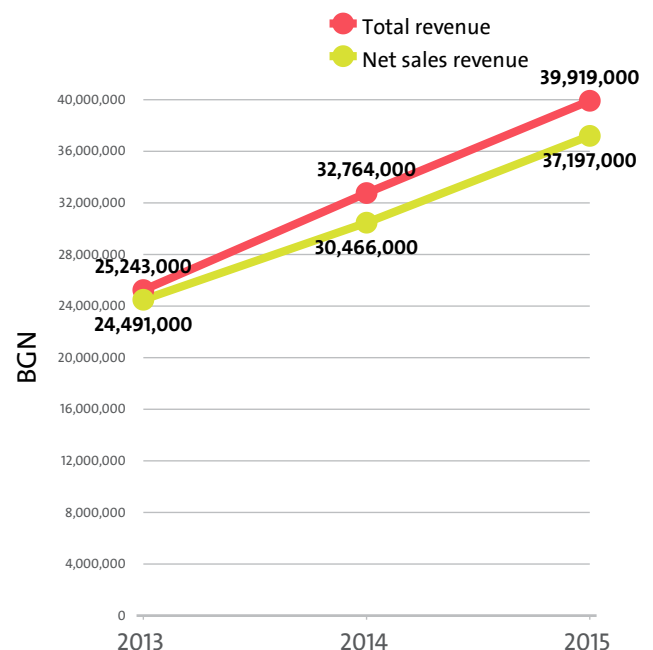
In 2014 there were a total of 264 companies operating in the industry. In 2013 their number totalled 230.

### NUMBER OF COMPANIES IN SOCIAL WORK ACTIVITIES WITHOUT ACCOMMODATION INDUSTRY BY SECTORS

SECTOR	2015	2014	2013
OTHER SOCIAL WORK ACTIVITIES WITHOUT ACCOMMODATION N.E.C.	120	105	94
CHILD DAY-CARE ACTIVITIES	106	109	97
SOCIAL WORK ACTIVITIES WITHOUT ACCOMMODATION FOR THE ELDERLY AND DISABLED	77	50	39

## III. REVENUES

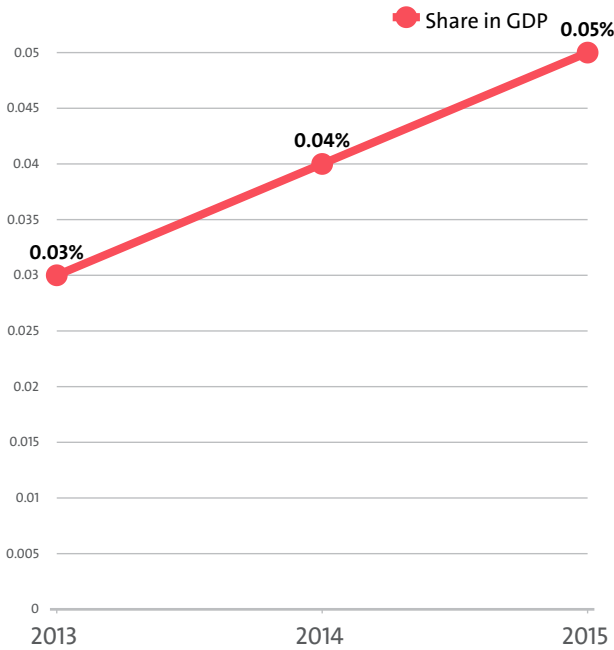
The total revenue in the industry was BGN 39,919,000 in 2015, BGN 32,764,000 in 2014 and 25,243,000 in 2013.



The companies in the Social work activities without accommodation market of Bulgaria earned combined net sales revenues of BGN 37,197,000 in 2015.

In annual terms, sales marked a growth of 22.09% compared to 2014. In comparison to 2013 they grew by 51.88%. In 2014 sales grew by 24.40% year-on-year.

The Social work activities without accommodation industry total revenue make up 0.05% to the country's GDP in 2015, compared to 0.04% for 2014 and 0.03% in 2013.



In 2015 the Social work activities without accommodation industry contributed to GDP BGN 29,214,000 in Gross value added (GVA) accounting for 0.02% of the total for the country's economy.

In the previous year, the industry's GVA amounted BGN 21,850,000, accounting for 0.02% of the total for the country in 2014. In 2013 the GVA of the Social work activities without accommodation was BGN 17,029,000, or 0.01% of the GVA for the country's economy.

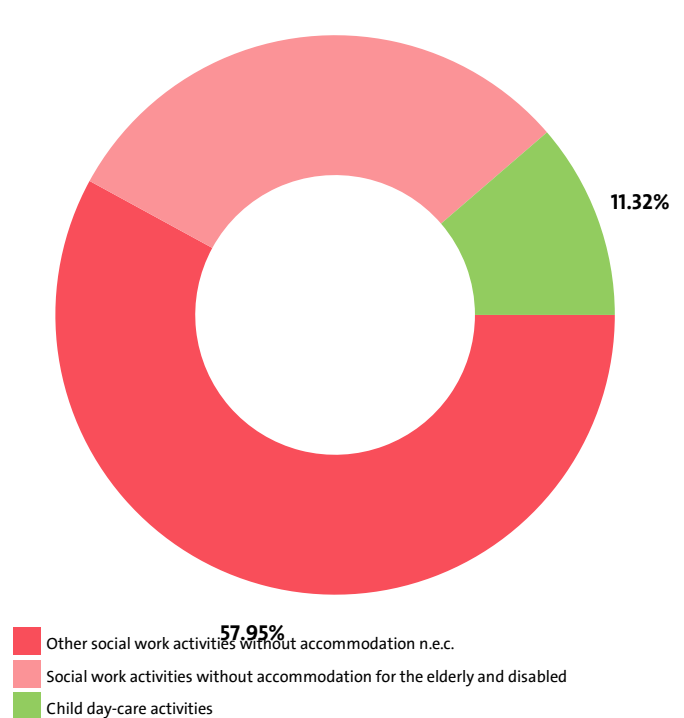
#### GVA BY SECTORS

RANK	SECTOR	BGN	SHARE OF THE COUNTRY'S GVA (%)
1	OTHER SOCIAL WORK ACTIVITIES WITHOUT ACCOMMODATION N.E.C.	15,157,000	0.01
2	SOCIAL WORK ACTIVITIES WITHOUT ACCOMMODATION FOR THE ELDERLY AND DISABLED	9,990,000	0.01
3	CHILD DAY-CARE ACTIVITIES	4,067,000	0.00

We expect, based on the trend in the last three years, the total revenue of the Social work activities without accommodation industry to change at a compound annual growth rate (CAGR) of 25.75% in 2016.

Other social work activities without accommodation n.e.c. contributed net sales revenue of BGN 21,557,000 or 57.95% of the total net sales in the industry, sector Social work activities without accommodation for the elderly and disabled - BGN 11,430,000 (30.73%), and sector Child day-care activities - BGN 4,210,000 (11.32%).

INDUSTRY'S NET SALES REVENUE STRUCTURE BY SECTORS



The highest growth, of 28.93%, was recorded by Social work activities without accommodation for the elderly and disabled, while Child day-care activities registered the sharpest decline, of 6.90%.

#### TOP COMPANIES' REVENUE BY SECTORS

SEGMENT	COMPANY	TOTAL REVENUE (BGN)	NET SALES REVENUE (BGN)
<b>CHILD DAY-CARE ACTIVITIES</b>			
	AVS DETSKI TSENTAR OOD	737,000	727,000
	GERMANI BG AD	681,000	662,000
	PREVALTE KANDERGARTEN PEEKBOO OOD	603,000	603,000
<b>OTHER SOCIAL WORK ACTIVITIES WITHOUT ACCOMMODATION N.E.C.</b>			
	PROFIASSIST OOD	4,747,000	4,699,000
	LIDEA EUROPE OOD	2,470,000	2,470,000
	RENATO-BG OOD	1,977,000	1,977,000
<b>SOCIAL WORK ACTIVITIES WITHOUT ACCOMMODATION FOR THE ELDERLY AND DISABLED</b>			
	HAPPY EYES OOD	4,961,000	3,373,000
	CARE FOR YOU OOD	1,656,000	1,506,000
	MOLENBURG OOD	1,347,000	1,346,000

The top 10 companies in terms of total revenue in Social work activities without accommodation accounted for 56.00% of the industry's total in 2015, 58.63% in 2014 and 62.75% in 2013.

#### TOP 10 COMPANIES BY TOTAL AND NET SALES REVENUE IN THE INDUSTRY

RANK	COMPANY	TOTAL REVENUE (BGN)	NET SALE REVENUE (BGN)
1	HAPPY EYES OOD	4,961,000	3,373,000
2	PROFIASSIST OOD	4,747,000	4,699,000
3	LIDEA EUROPE OOD	2,470,000	2,470,000
4	RENATO-BG OOD	1,977,000	1,977,000
5	CARE FOR YOU OOD	1,656,000	1,506,000
6	TSKA 93 OOD	1,613,000	1,613,000

RANK	COMPANY	2015	2014
7	ARBEITSVERMITTLUNG EU PERSONAL SOFIA OOD	1,370,000	1,370,000
8	MOLENBURG OOD	1,347,000	1,346,000
9	MOMTRADE RUSE OOD	1,209,000	1,209,000
10	VURDIGES ALTERN OOD	1,005,000	1,005,000

The total revenues of the top 10 companies in the Social work activities without accommodation were 0.03% of GDP in 2015, compared to 0.02% for 2014 and 0.02% in 2013.

The top 10 by assets in the Social work activities without accommodation market made up BGN 11,768,000, or 31.64% of the total net sales revenue.

#### TOP 10 BY TOTAL ASSETS IN THE INDUSTRY

RANK	COMPANY	BGN
1	WONDER VALLEY OOD	2,098,000
2	PROFIASSIST OOD	1,717,000
3	HAPPY EYES OOD	1,521,000
4	MYOSOTIS OOD	1,366,000
5	TRUDOVO-LECHEBNO STOPANSTVO OOD	1,326,000
6	ILREFUA MEDICAL COORDINATION CENTER BULGARIA OOD	857,000
7	BILDING M OOD	807,000
8	MOLENBURG OOD	645,000
9	MLADEZHKA POMOSHT SHUMEN OOD	534,000
10	VURDIGES ALTERN OOD	501,000

#### TOP 10 COMPANIES WITH HIGHEST ANNUAL GROWTH IN OPERATING REVENUE IN SOCIAL WORK ACTIVITIES WITHOUT ACCOMMODATION

RANK	COMPANY	Y/Y GROWTH
1	M KONSULT 12 OOD	1600.00%
2	NEUE CHANCE 2013 OOD	900.00%
3	HOME CARE SERVICE OOD	780.00%
4	PACHKOV GROUP OOD	768.00%
5	AT KONSULT 2 OOD	600.00%
6	MEDIKOM SOTSIAL PLYUS OOD	573.91%
7	MAMINATA KASHTA 2 OOD	425.00%
8	ZVEZDICHKO OOD	300.00%
9	PLANETA DETSTVO OOD	300.00%
10	POZITIVNI 365 OOD	233.33%

#### TOP 10 COMPANIES BY TOTAL REVENUE IN THE FIELD CHILD DAY-CARE ACTIVITIES WERE:

COMPANY	BGN
AVS DETSKI TSENTAR OOD	737,000
GERMANI BG AD	681,000
PREVALTE KANDERGARTEN PEEKBOO OOD	603,000
BOGOYA SERVIZI OOD	172,000
ANN-MARY 2010	110,000
DOMA OOD	86,000
KV KIDS OOD	76,000
DETSKI CENTAR - VALSHEBNIK OOD	74,000
GRADINA ANIKA OOD	70,000
SIANA-06	70,000

The 10 largest companies in terms of total revenue in sector Social work activities without accommodation earned total revenue of BGN 2,679,000 and accounted for 6.71% of the industry's total revenue.

#### TOP 10 COMPANIES BY TOTAL REVENUE IN THE MARKET OTHER SOCIAL WORK ACTIVITIES WITHOUT ACCOMMODATION N.E.C. WERE:

COMPANY	BGN
PROFIASSIST OOD	4,747,000
LIDEA EUROPE OOD	2,470,000
RENATO-BG OOD	1,977,000
TSKA 93 OOD	1,613,000
ARBEITSVERMITTLUNG EU PERSONAL SOFIA OOD	1,370,000
MOMTRADE RUSE OOD	1,209,000
VURDIGES ALTERN OOD	1,005,000
MLADEZHKA POMOSHT SHUMEN OOD	837,000
KLEA OOD	758,000
WIR HELFEN-24 OOD	757,000

The 10 largest companies in terms of total revenue in sector Social work activities without accommodation earned total revenue of BGN 16,743,000 and accounted for 41.94% of the industry's total revenue.

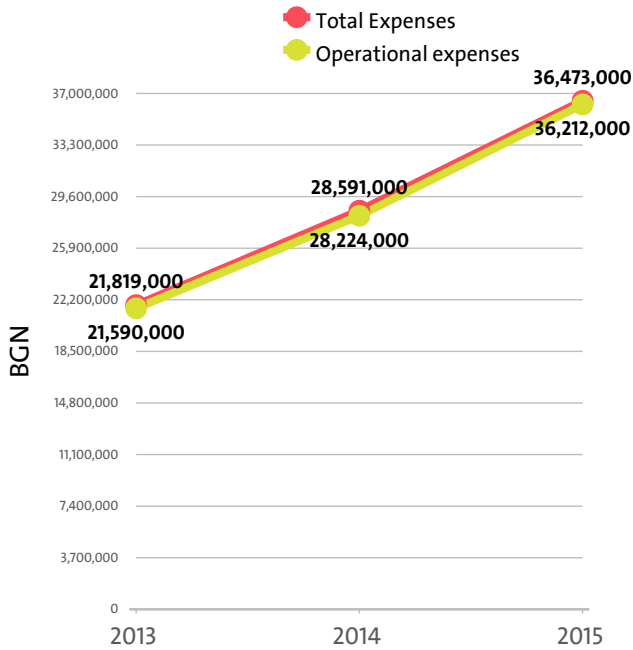
#### TOP 10 COMPANIES BY TOTAL REVENUE IN THE FIELD SOCIAL WORK ACTIVITIES WITHOUT ACCOMMODATION FOR THE ELDERLY AND DISABLED WERE:

COMPANY	BGN
HAPPY EYES OOD	4,961,000
CARE FOR YOU OOD	1,656,000
MOLENBURG OOD	1,347,000
ASISTENT-24 OOD	984,000
ESKULAP 2009 OOD	577,000
PIA MATER OOD	522,000
HUMANITY & LONGEVITY OOD	487,000
MYOSOTIS OOD	482,000
BAURING OOD	331,000
PFLEGEHILFE OOD	256,000

The 10 largest companies in terms of total revenue in sector Social work activities without accommodation earned total revenue of BGN 11,603,000 and accounted for 29.07% of the industry's total revenue.

## IV. EXPENSES

The combined costs of the companies in the Social work activities without accommodation industry reached BGN 36,473,000 in 2015.



In annual terms, total expenses grew by 27.57% compared to 2014 and rose by 67.16% in comparison to 2013.

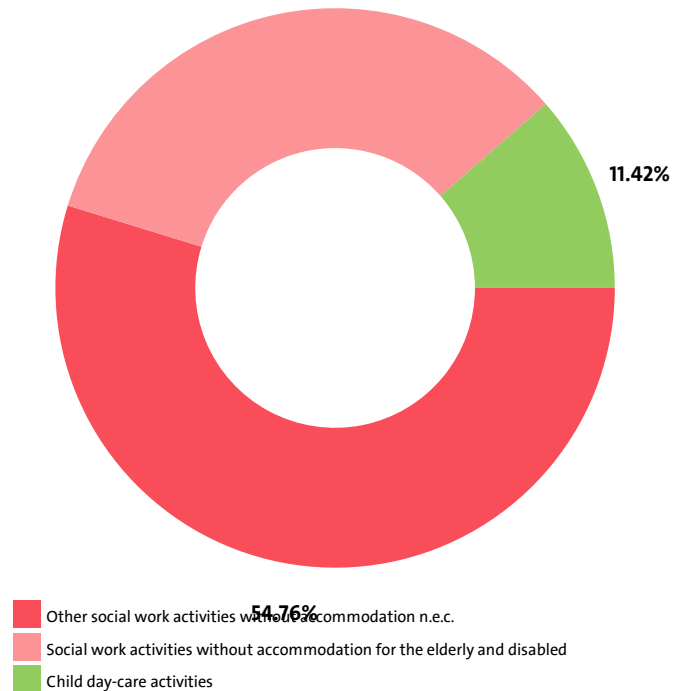
The total operating expenses of the companies in the Social work activities without accommodation industry were BGN 36,212,000 in 2015.

Operating costs increased by 28.30% compared with the previous year and rose by 67.73% when compared to 2013.

We expect, based on the trend in the last three years, the total costs of the Social work activities without accommodation industry to change at a compound annual growth rate (CAGR) of 29.29% in 2016.

Other social work activities without accommodation n.e.c. reported the highest total costs, of BGN 19,971,000, followed by Social work activities without accommodation for the elderly and disabled with BGN 12,335,000 and Child day-care activities with total costs of BGN 4,167,000.

INDUSTRY'S TOTAL COSTS STRUCTURE BY SECTORS  
33.82%

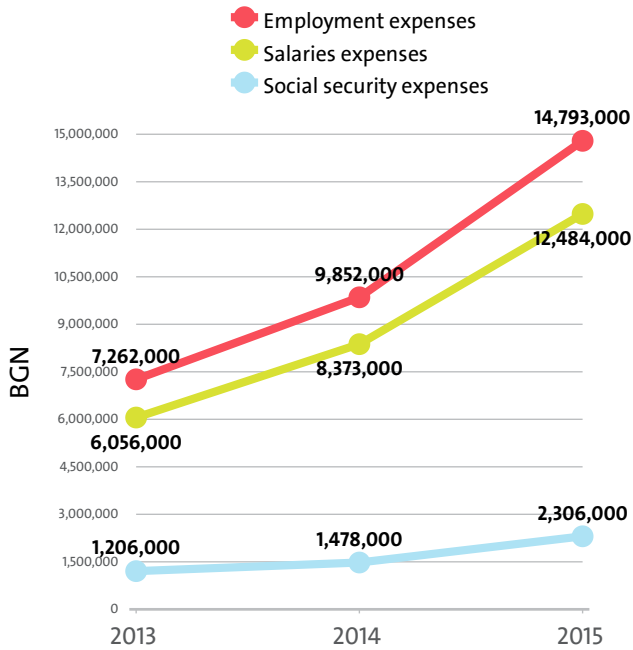


Social work activities without accommodation for the elderly and disabled marked the highest annual rise in total expenses, of 43.25%, while total expenses decreased the most, by 11.53%, for Child day-care activities.

In terms of operating expenses, the highest rise, of 43.20%, was recorded by the Social work activities without accommodation for the elderly and disabled sector. The sharpest fall was posted by Child day-care activities - 10.82%.

The biggest spenders in the industry, with costs of over 10% of industry's costs, numbered 23, including Arbeitsvermittlung EU Personal Sofia OOD, AVS DETSKI TSENTAR OOD, ASISTENT-24 OOD, BAURING OOD, KLEA OOD. The medium spenders, or those in the 5% and 10% range count 4 and include MYOSOTIS OOD, PFLEGEHILFE OOD, MERIMNA OOD, MM KOMFORT-SARVIZ EOOD. Below 5% threshold are 276 companies, including ISDP EOOD, INTER VIZHAN EOOD, KV KIDS OOD, FILD EOOD, RAYANA 2000 OOD.

Employment expenses in the Social work activities without accommodation industry went up by 50.15% on the year to BGN 14,793,000 in 2015.



The highest growth in labour costs, of 76.03%, was registered by Social work activities without accommodation for the elderly and disabled, while Child day-care activities marked the sharpest fall, of 18.08%.

The monthly costs per employee in the Social work activities without accommodation industry averaged BGN 1,029 in 2015, BGN 661 in 2014 and BGN 334 in 2013.

The monthly social security costs per employee in the industry averaged BGN 160 in 2015, versus BGN 99 in 2014 and BGN 55 in 2013.

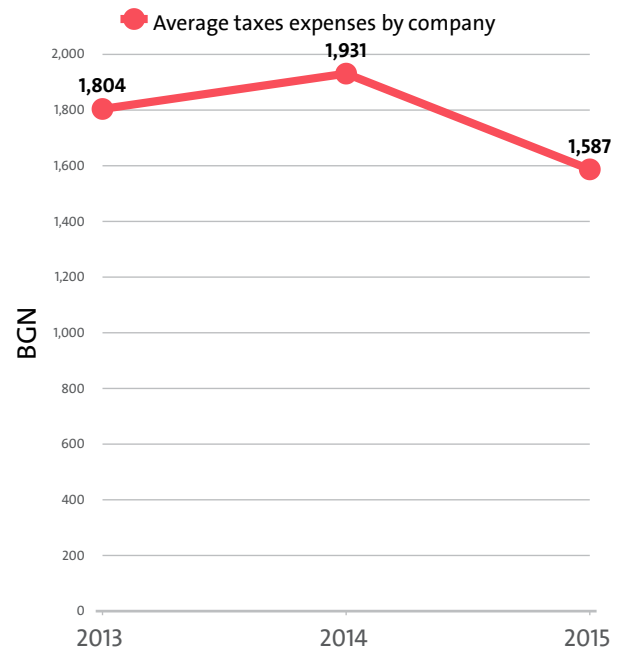
#### EMPLOYMENT EXPENSES IN SOCIAL WORK ACTIVITIES WITHOUT ACCOMMODATION BY SECTORS IN 2015

RANK	SECTOR	EMPLOYMENT EXPENSES (BGN)	AVERAGE EXPENSES PER EMPLOYEE (BGN)
1	OTHER SOCIAL WORK ACTIVITIES WITHOUT ACCOMMODATION N.E.C.	6,795,000	9,517
2	SOCIAL WORK ACTIVITIES WITHOUT ACCOMMODATION FOR THE ELDERLY AND DISABLED	6,235,000	22,839
3	CHILD DAY-CARE ACTIVITIES	1,763,000	8,355

#### THE TOP 10 COMPANIES BY AVERAGE MONTHLY COSTS PER EMPLOYEE IN THE INDUSTRY

RANK	COMPANY	BGN
1	BAURING OOD	4,367
2	HAPPY EYES OOD	3,793
3	ET KALIVA 94 VENETA PETROVA	3,667
4	BSB-24 OOD	2,958
5	ESKULAP 2009 OOD	2,590
6	PCAS OOD	2,463
7	CARE FOR YOU OOD	2,379
8	ASISTENT-24 OOD	2,352
9	RENATO-BG OOD	2,214
10	MOLENBURG OOD	2,118

The industry's tax expenses stood at BGN 481,000 in 2015. In 2014 it paid taxes of BGN 510,000. In 2013 the industry paid BGN 415,000 in taxes.

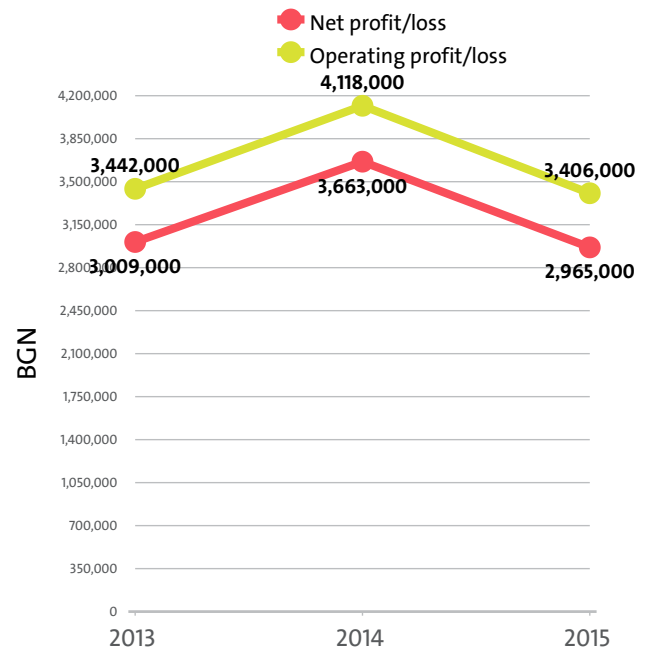


#### EXPENSES ON TAXES BY SECTORS

RANK	SECTOR	BGN	Y/Y CHANGE
1	OTHER SOCIAL WORK ACTIVITIES WITHOUT ACCOMMODATION N.E.C.	290,000	-11.04%
2	SOCIAL WORK ACTIVITIES WITHOUT ACCOMMODATION FOR THE ELDERLY AND DISABLED	148,000	6.47%
3	CHILD DAY-CARE ACTIVITIES	43,000	-4.44%

## V. PROFITABILITY

The industry's net profit amounted to BGN 2,965,000 in 2015, compared to a net profit of BGN 3,663,000 in 2014 and a net profit of BGN 3,009,000 in 2013.



### TOP 10 COMPANIES BY HIGHEST NET PROFIT IN SOCIAL WORK ACTIVITIES WITHOUT ACCOMMODATION

RANK	COMPANY	BGN
1	PROFIASSIST OOD	963,000
2	MOLENBURG OOD	401,000
3	LIDEA EUROPE OOD	313,000
4	HAPPY EYES OOD	306,000
5	VURDIGES ALTERN OOD	212,000
6	AVS DETSKI TSENTAR OOD	165,000
7	MLADEZHKA POMOSHT SHUMEN OOD	156,000
8	ARBEITSVERMITTLUNG EU PERSONAL SOFIA OOD	130,000
9	BSB-24 OOD	115,000
10	PREVALTE KANDERGARTEN PEEKBOO OOD	88,000

### TOP COMPANIES BY HIGHEST NET LOSS IN SOCIAL WORK ACTIVITIES WITHOUT ACCOMMODATION

RANK	COMPANY	BGN
1	WONDER VALLEY OOD	834,000
2	BAURING OOD	204,000
3	KRISTANITA - 1 OOD	66,000
4	DOMA OOD	53,000
5	SENIOREN 24N OOD	51,000

The combined operating earnings of the companies in the Social work activities without accommodation market fell by 17.29% y/y to BGN 3,406,000 in 2015.

### OPERATING PROFIT/LOSS BY SECTORS (BGN)

SECTOR	2015	2014	2013
OTHER SOCIAL WORK ACTIVITIES WITHOUT ACCOMMODATION N.E.C.	2,095,000	2,694,000	2,352,000
SOCIAL WORK ACTIVITIES WITHOUT ACCOMMODATION FOR THE ELDERLY AND DISABLED	1,212,000	1,364,000	1,186,000
CHILD DAY-CARE ACTIVITIES	99,000	60,000	-96,000

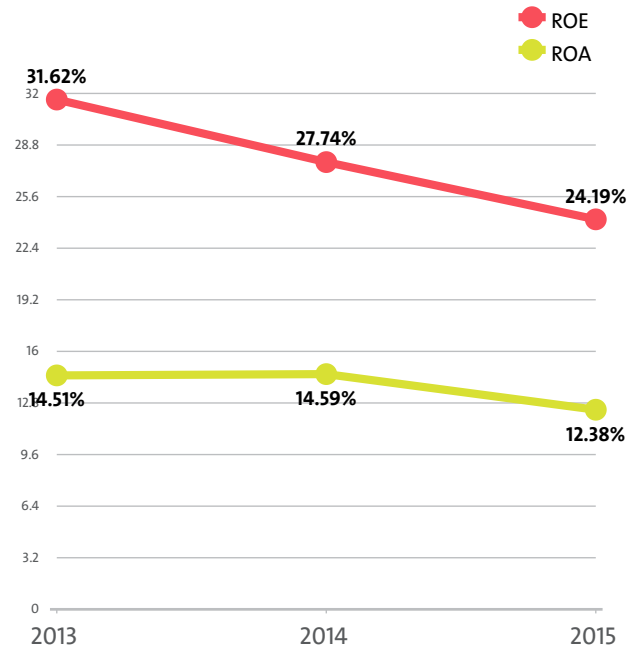
The profit margin for the Social work activities without accommodation industry stood at 8.90% in 2015, while in 2014 it amounted to 12.92% and 13.66% in 2013.

### PROFIT MARGIN BY SECTORS

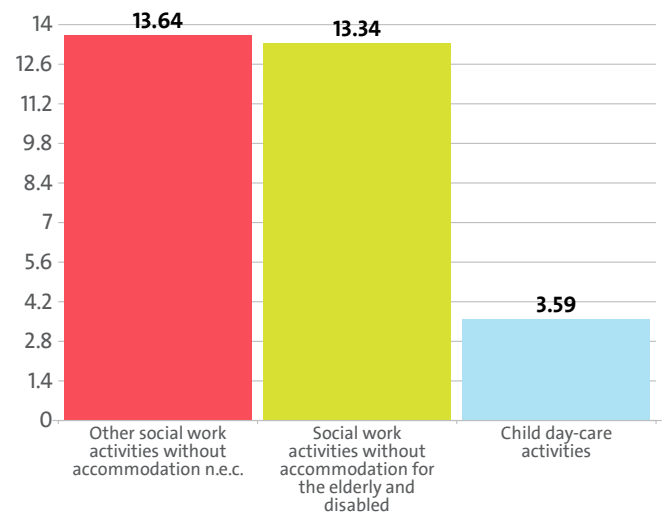
RANK	SECTOR	PROFIT MARGIN
1	SOCIAL WORK ACTIVITIES WITHOUT ACCOMMODATION FOR THE ELDERLY AND DISABLED	10.13%
2	OTHER SOCIAL WORK ACTIVITIES WITHOUT ACCOMMODATION N.E.C.	9.50%
3	CHILD DAY-CARE ACTIVITIES	2.33%

The Social work activities without accommodation industry's return on equity (ROE) is 24.19% compared to 27.74% in 2014 and 31.62% in 2013.

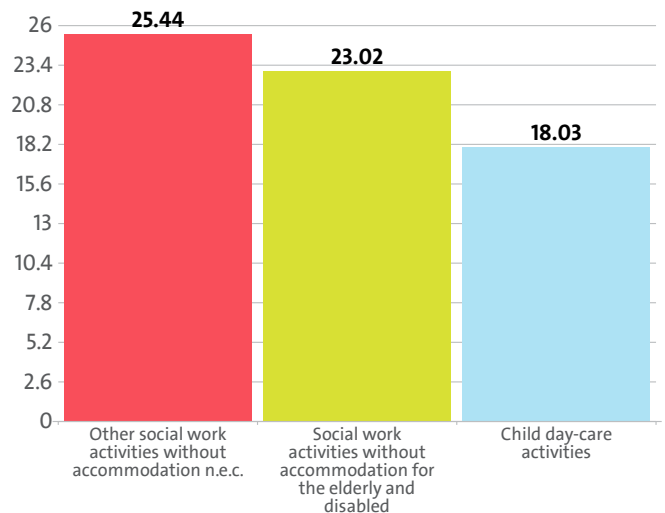
The Social work activities without accommodation's return on assets (ROA) was 12.38%, while in 2014 it amounted to 14.59% and 14.51% in 2013.



### LEADING INDUSTRY'S SECTORS BY ROA



### LEADING INDUSTRY'S SECTORS BY ROE





### TOP 10 COMPANIES BY HIGHEST AVERAGE NET PROFIT PER EMPLOYEE IN SOCIAL WORK ACTIVITIES WITHOUT ACCOMMODATION

RANK	COMPANY	BGN	COMPANY HEADQUARTERS (CITY)
1	LIDEA EUROPE OOD	104,333	SOFIA
2	KIM CONSULT OOD	47,000	SOFIA
3	PRESTIZH-25 OOD	26,667	PERNIK
4	PRIMI 2009 OOD	21,000	SOFIA
5	BSB-24 OOD	19,167	KAZANLAK
6	VALMONTE OOD	18,000	PLOVDIV
7	MD EUROCONSULT OOD	15,000	SOFIA
8	DEMEYA 11 OOD	15,000	SOFIA
9	LOGOEXPERT OOD	14,000	SOFIA
10	TO.KS. OOD	13,500	SOFIA

About 70.00% of the 10 leading companies in terms of net profit per employee are located in SOFIA, while 10.00% are PERNIK-based and 10.00% are headquartered in KAZANLAK.

The average net sales revenue per employee in the Social work activities without accommodation industry amounted to BGN 31,049 in 2015, up by 26.68% compared to 2014 and up by 129.85% compared to 2013.

The industry's average operating revenue per employee grew by 24.58% year-on-year in 2015 to BGN 31,952. It rose by 129.86% compared to 2013.

The Social work activities without accommodation market generated an average BGN 33,321 in total revenue per employee. In 2014 and 2013 the figure was BGN 26,359 and BGN 13,923, respectively.

The average total revenue per company in the Social work activities without accommodation industry went up to BGN 131,746 in 2015 from BGN 124,106 in 2014. The 2013 value was BGN 109,752.

A company in the Social work activities without accommodation sector made on average a net sales revenue of BGN 122,762 in 2015, compared to BGN 115,402 in 2014 and BGN 106,483 in 2013.

The Social work activities without accommodation industry made 0.01% of the overall sales country-wide.

Operating profit per employee for the industry as a whole was BGN 2,843 in 2015. For comparison in 2014 it amounted to BGN 3,313 and BGN 3,313 in 2013.

### THE TOP BY OPERATIONAL PROFIT PER EMPLOYEE IN SOCIAL WORK ACTIVITIES WITHOUT ACCOMMODATION

RANK	COMPANY	BGN
1	LIDEA EUROPE OOD	116,000
2	KIM CONSULT OOD	52,000
3	PRESTIZH-25 OOD	29,333
4	PRIMI 2009 OOD	23,000
5	BSB-24 OOD	21,333

### TOP 10 COMPANIES WITH HIGHEST CORRELATION OPERATING REVENUE - NUMBER OF EMPLOYEES - EMPLOYMENT EXPENSES\*

RANK	COMPANY NAME	CORRELATION (BGN)
1	LIDEA EUROPE OOD	817,667
2	KIM CONSULT OOD	191,000
3	BULTRA OOD	143,000
4	M KONSULT 12 OOD	115,000
5	ET KALIVA 94 VENETA PETROVA	109,000
6	BULTEKS OOD	108,000
7	PRESTIZH-25 OOD	95,333
8	TECHNOSTROI-KATERINA ALEKSANDROVA	64,000
9	NEO VITA STM OOD	63,500
10	LOGOEXPERT OOD	61,000

\*The correlation is calculated by subtracting the quotient of the operating profit, and the employment expenses to the number of employees.

### AVERAGE REVENUES PER EMPLOYEE IN SOCIAL WORK ACTIVITIES WITHOUT ACCOMMODATION IN 2015

SECTOR	AVERAGE NET SALES REVENUE (BGN)	AVERAGE OPERATING REVENUE (BGN)	AVERAGE TOTAL REVENUE (BGN)	NUMBER OF EMPLOYEES
CHILD DAY-CARE ACTIVITIES	19,953	20,166	20,422	211
OTHER SOCIAL WORK ACTIVITIES WITHOUT ACCOMMODATION N.E.C.	30,192	30,888	30,901	714
SOCIAL WORK ACTIVITIES WITHOUT ACCOMMODATION FOR THE ELDERLY AND DISABLED	41,868	43,842	49,623	273

### AVERAGE REVENUE PER COMPANY IN SOCIAL WORK ACTIVITIES WITHOUT ACCOMMODATION IN 2015

SECTOR	AVERAGE NET SALES REVENUE (BGN)	AVERAGE OPERATING REVENUE (BGN)	AVERAGE TOTAL REVENUE (BGN)	NUMBER OF COMPANIES
OTHER SOCIAL WORK ACTIVITIES WITHOUT ACCOMMODATION N.E.C.	179,642	183,783	183,858	120
SOCIAL WORK ACTIVITIES WITHOUT ACCOMMODATION FOR THE ELDERLY AND DISABLED	148,442	155,442	175,935	77
CHILD DAY-CARE ACTIVITIES	39,717	40,142	40,651	106

The total indebtedness of the companies in the Social work activities without accommodation industry was BGN 10,256,000 versus BGN 10,758,000 a year ago. In 2013 the industry's indebtedness totalled BGN 10,869,000.

### INDUSTRY'S INDEBTEDNESS BY SECTORS (BGN)

SECTOR	2015	2014	2013
OTHER SOCIAL WORK ACTIVITIES WITHOUT ACCOMMODATION N.E.C.	5,181,000	7,055,000	7,098,000
SOCIAL WORK ACTIVITIES WITHOUT ACCOMMODATION FOR THE ELDERLY AND DISABLED	3,029,000	1,697,000	1,927,000
CHILD DAY-CARE ACTIVITIES	2,046,000	2,006,000	1,844,000

Debt-to-assets ratio of the companies in the industry is 0.43 in 2015. It was 0.43 in 2014 and 0.52 in 2013.

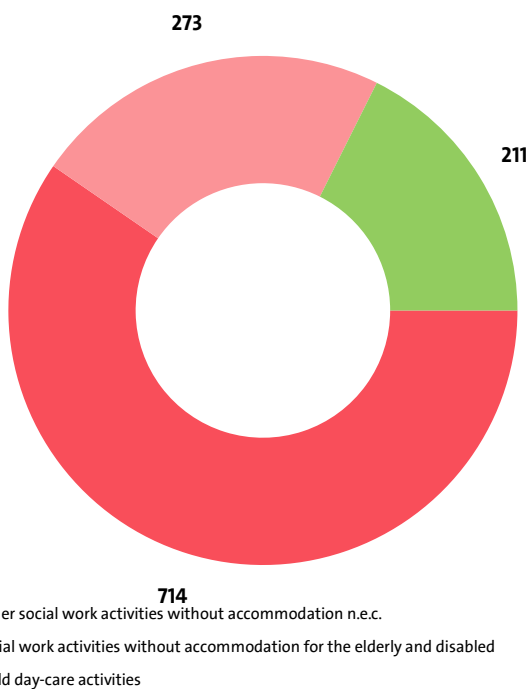
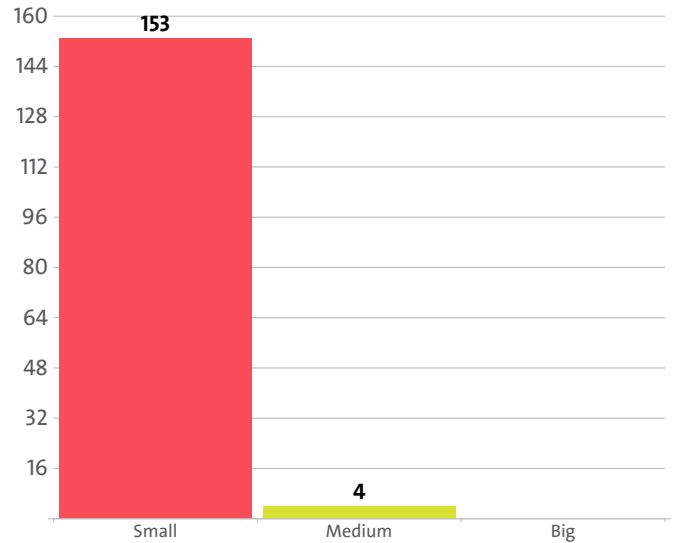
According to market experts, the greatest impact on the development of the Social work activities without accommodation industry has net sales revenue from services. In 2015 it stood at BGN 35,862,000, according to the financial statements of the companies in the industry. In 2014 the figure was BGN 29,258,000 and BGN 23,625,000 in 2013.

## VI. EMPLOYMENT

A total of 1,198 people were employed in the Social work activities without accommodation field at the end of 2015, compared to 1,243 in 2014 and 1,813 in 2013.

### NUMBER OF EMPLOYEES BY INDUSTRY SECTORS

SECTOR	NUMBER	SHARE OF INDUSTRY TOTAL
OTHER SOCIAL WORK ACTIVITIES WITHOUT ACCOMMODATION N.E.C.	714	59.60%
SOCIAL WORK ACTIVITIES WITHOUT ACCOMMODATION FOR THE ELDERLY AND DISABLED	273	22.79%
CHILD DAY-CARE ACTIVITIES	211	17.61%



The analysis on companies' sizes by the number of employees, shows that 153 firms have less than 50 employees\*, 4 have between 50 and 250 employees\*.

\* Companies without data in the number of employees at end of the year are not taken into consideration.

The employees of the leading 10 companies when it comes to numbers make up 50.67% of the workforce in the industry in 2015.

### TOP 10 COMPANIES BY SHARE IN INDUSTRY'S TOTAL NUMBER OF EMPLOYEES

RANK	COMPANY	NUMBER OF EMPLOYEES	SHARE
1	PROFIASSIST OOD	181	15.11%
2	MLADEZHKA POMOSHT SHUMEN OOD	76	6.34%
3	RENATO-BG OOD	62	5.18%
4	ARBEITSVERMITTLUNG EU PERSONAL SOFIA OOD	54	4.51%
5	WONDER VALLEY OOD	46	3.84%
6	HAPPY EYES OOD	46	3.84%
7	MOMTRADE RUSE OOD	43	3.59%
8	CARE FOR YOU OOD	38	3.17%
9	MOLENBURG OOD	31	2.59%
10	TSKA 93 OOD	30	2.50%

The Social work activities without accommodation industry is the 73rd largest employer in the country with 1,198 employees with the largest employer being Retail trade, except of motor vehicles and motorcycles with 218,362 and Libraries, archives, museums and other cultural activities at the bottom with 60 employees.

The Social work activities without accommodation's share in the country's total employment was 0.05% in 2015, 0.07% in 2014 and 0.09% in 2013.

We expect, based on the trend in the last three years, the number of employees of the Social work activities without accommodation industry to change at a compound annual growth rate (CAGR) of -18.71% in 2016.

# The industry is represented by the following companies

ISDP EOOD  
 INTER VIZHAN EOOD  
 KV KIDS OOD  
 FILD EOOD  
 RAYANA 2000 OOD  
 ET INA-93-ILINA TACHEVA  
 DEMEYA 11 OOD  
 BULTEKS OOD  
 ET TAMI 73-STANKA MARKOVA  
 EL MARTI - NIKO OOD  
 ET GERGANI YASHEVA  
 BULGARIEN PFLEGE 24 EOOD  
 KIARA - EY - AR - VI EOOD  
 KIM CONSULT OOD  
 BILDING M OOD  
 AVITSENA-D EOOD  
 SLAVEYCHE 63 EOOD  
 SANEYA EOOD  
 ET DOVERIE 56-AKSINIYA TODOROVA  
 MS AUTOPARTS EOOD  
 ANN-MARY 2010  
 RADI 49 EOOD  
 ARBEITSVERMITTLUNG EU PERSONAL SOFIA OOD  
 NOE SHANS 2015 EOOD  
 DARSI - 79 EOOD  
 MIROTVORETS EOOD  
 TEREZA SPORT OOD  
 AVS DETSKI TSENTAR OOD  
 SILVESTAR 54 EOOD  
 TSNETNA GRADINA MONTESORI EOOD  
 DIPA-57 EOOD  
 ASISTENT-24 OOD  
 ART PRO 20 OOD  
 BOGOYA SERVISI OOD  
 KIARA 2015 EOOD  
 PRESTIZH-25 OOD  
 ET DESKONI - DESISLAVA HRISTOVA  
 ORTONIKO - D-R NIKOLAY DIMITROV -  
 INDIVIDUALNA PRAKTIKA ZA SPESIALIZIRANA  
 MEDITSINSKA POMOSHHT PO ORTOPEDIYA I  
 TRAVMATOLOGIYA  
 TSENTAR ZA INFORMIRANE KONSULTIRANE  
 OBUCHENIE I PODKREPA NA DETSA USPESHEN  
 STRAT EOOD  
 PAVEL GEORGIEV-85 ET  
 PETROVA SARVISIS EOOD  
 TRETA BABA OOD  
 DISKAVARI BV EOOD  
 BELMONDO BULGARIA EOOD  
 ANTO-AN BG OOD  
 SOTSIALNI KLUBOVE EOOD  
 MEDIKOR INTERNESHINAL OOD  
 BAURING OOD  
 ET DIMITRINA LAMBUROVA  
 NEO VITA STM OOD  
 PROFECTUS EOOD  
 KONSTANT 7 OOD  
 VIKSI 99 EOOD  
 MARI DAR EOOD  
 IZMIRA SPA 1 EOOD

DZZD SHTASTLIVO DETSTVO  
 ET ADI ADRIANA METODIEVA  
 FERAKS EOOD  
 NOE SHANS BG EOOD  
 OTVORENI VRATI EOOD  
 HARMONI UORLD EOOD  
 1 - KOMPLEKSEN DOMASHEN PATRONAZH EOOD  
 PYPAL KEAR OOD  
 ET MERI-MARIYA BUNEVA  
 VIES TREYD OOD  
 NARNI-TDS EOOD  
 DRUZHESTVO PO ZZD KLUB SLANCHOGLEDI  
 ET AUDIO - NATURA - SENS -ORFEY -  
 G.NYAGOLOV  
 EOOD LOGOS EA  
 KLEA OOD  
 ET KALIVA 94 VENETA PETROVA  
 STEFI - SAN EOOD  
 KIDS PLEY EOOD  
 SLANCHEVA ESEN EOOD  
 MARTILENA EOOD  
 MOMTREYD RUSE 2 OOD  
 MANROK EOOD  
 DARA EOOD  
 MERIAN EOOD  
 ILIEVI YU ES BI OOD  
 ANGLIYSKA DETSKA KASHTA EOOD  
 EMA GALI OOD  
 MD EUROCONSULT OOD  
 VASILYOK EOOD  
 MEDIK KONSULT OOD  
 KRASIYANA 2015 EOOD  
 EM END EL HAUS EOOD  
 TONISITA EOOD  
 ELIT KONSULT EOOD  
 PACHKOV GROUP OOD  
 TARA 54 EOOD  
 PERLA 889 SV EOOD  
 TEITA EOOD  
 MONTANYA EOOD  
 ET LYUBOMIRA - LOZA MILUSHEVA  
 ELI 111 EOOD  
 SILVESTAR GRUP OOD  
 INSTITUT HIRON EOOD  
 DINO-92 EOOD  
 KRISTANITA - 1 OOD  
 ET MONTEROSI- ROSITSA KUNEVA  
 DETSKA MECHTA EOOD  
 GAYA-DANA STANCHEVA EOOD  
 ESKULAP 2009 OOD  
 STUDIO ZA PSIHOSOTSIALNA PODKREPA-SELENA  
 EOOD  
 ANLIMITID KIDS KEAR AD  
 MOLENBURG OOD  
 EKO PRAYM EOOD  
 ELF - 7 EOOD  
 SMART KIDS OOD  
 PRIMI 2009 OOD  
 IGRALNITSA ZANIMALNITSA EOOD  
 MEDIKEAR BG OOD

DANI-IV KOREKT EOOD  
 K END G 2015 OOD  
 SLANCHO 2010 EOOD  
 SHAREN SVYAT VARNA EOOD  
 ET VELYANA - VELICHKA STANEVA  
 BELISIMA GRUP EOOD  
 ASU SMERALDO EOOD  
 PREVALTE KANDERGARTEN PEEKBOO OOD  
 VALENTI 23 OOD  
 INGER TREYD OOD  
 ET LACHEZAR DANKOV  
 MECO PUH OOD  
 SENEKS EOOD  
 DENIRIS OOD  
 KOLISTO - 2010 EOOD  
 S UM I SARTSE EOOD  
 WONDER VALLEY OOD  
 MERI LEND MG EOOD  
 EOOD VULKAN-2009  
 ET DIMITRINA MLADZHOVSKA  
 POLIKEY EOOD  
 PALIKAROVA EOOD  
 UINGSPRED EOOD  
 ET IVAN MITSOV - TS-G-DIMITROVA  
 GERMANI BG AD  
 SOUSHAL EKUITI EOOD  
 ZVEZDEN VODOPAD - 2 EOOD  
 EMI-PI-13 EOOD  
 GENUS 66 EOOD  
 ET LEMUR - PETAR PETROV  
 VANYA DELIBASHEVA EOOD  
 ATITYUD - TSENTAR ZA PSIHOLOGICHESKO  
 KONSULTIRANE EOOD  
 DARIYA BG EOOD  
 DEYZI - 76 EOOD  
 KOKO I CHOKO EOOD  
 HOSPIS LAYF OOD  
 PCAS OOD  
 MAMINATA KASHTA EOOD  
 PO-PO-NAY EOOD  
 VITA EKSTRIYM EOOD  
 ET ZDRAVETS 53 KT - KRASIMIR PETROV  
 NEUE CHANCE 2013 OOD  
 PIA MATER OOD  
 DOMASHNI GRIZHI EOOD  
 BUHALCHETA OOD  
 ZVEZDEN VODOPAD-1 EOOD  
 SOTSIALNI NORMI EOOD  
 TECHNOSTROI-KATERINA ALEKSANDROVA  
 ELI I GERI EOOD  
 HAPPY EYES OOD  
 BRAYT AKADEMI EOOD  
 INTEL TREYD KONSULT OOD  
 EVROHILFE OOD  
 MEDTRANSVTO OOD  
 PASTRI MECHTI EOOD  
 HOSPIS DOVERIE EOOD  
 GLYUK NL OOD  
 HOME CARE SERVICE OOD

DETSKO RAZVITIE EOOD  
 VALYA KARADZHOVA EOOD  
 SPPIIK OOD  
 KAME DZZD  
 YANIKA 2008 EOOD  
 PIT-10 EOOD  
 DETSKI CENTAR - VALSHEBNIK OOD  
 RAKA ZA RAKA OOD  
 TALASI EOOD  
 BABA NAZAEEM EOOD  
 GRADINA ANIKA OOD  
 BARIS-IRIS EOOD  
 RESTART PLYUS EOOD  
 KIDSTIYM EOOD  
 KOSHERCHE EOOD  
 TSENTAR ZA SAZRYAVANE I IZRASTVANE - U  
 DOMA OOD  
 LIAN 2007 EOOD  
 PLANETA DETSTVO OOD  
 MYOSOTIS OOD  
 MEDIKOM SOTSIAL OOD  
 VALONIYA EOOD  
 SVERA - SVETLANA RADENKOVA EOOD  
 IRINA BOYKINOVA - HVARCHILO EOOD  
 CARE FOR YOU OOD  
 DOMA OOD  
 ILREFUA MEDICAL COORDINATION CENTER  
 BULGARIA OOD  
 LORINA 5 EOOD  
 MLADEZHKA POMOSHHT SHUMEN OOD  
 BG GRIZHA EOOD  
 SF MAY 2000 AD  
 IVA LM-IVANKA PAMPULOVA ET  
 ZHIVOT BEZ BOLKA EOOD  
 BULTRA OOD  
 HIGIYA-TSANKOV EOOD  
 MUTI 97 EOOD  
 ZHAR 2009 OOD  
 SLANTSE-2008 EOOD  
 RILSKI IZGREV EOOD  
 BANKOVI 05 EOOD  
 KALIOPA-9 OOD  
 OBSHTESTVORTSI OOD  
 MAMINATA KASHTA 2 OOD  
 SILENA 2013 OOD  
 GLOBAL NOLIDZH EOOD  
 PFLEGEHILFE OOD  
 SKUBAT EOOD  
 TLS SVETI NAUM EOOD  
 MEDITSINSKI TSENTAR MEDIKEAR PLYUS OOD  
 BSB-24 OOD  
 POZITIVNI 365 OOD  
 MERIMNA OOD  
 TSENTAR PLISKA 100 EOOD  
 RAYMAFUTUR OOD  
 KAMELIYA-61 EOOD  
 ET TOTKA ANGELUTSOVA  
 VALMONTE OOD  
 DOMASHNI GRIZHI- DIYA BURGAS OOD  
 LIDEA EUROPE OOD

SAKSES PRO 2012 EOOD  
 DANIBEL 2014 EOOD  
 SUPER CHOYS EOOD  
 ET HRISI 13 - HRISTINA GAYDARSKA  
 ET TSENTAR ZA PSIHOLOGICHESKA POMOSHT  
 PSIHOTERAPIYA I SEBEUSAVARSHENSTVANE  
 ZLATINA MIHAYLOVA  
 KRISTANITA EOOD  
 ET LEYLA-PETYA KRUMOVA  
 INFANSIYA OOD  
 SENIOREN 24N OOD  
 FSAPRICHASTIE-PAZARDZHIK  
 MAYA V.K.L. EOOD  
 IVAN FARTUNOV EOOD  
 SONIK START OOD  
 NOE SHANS EUDE EOOD  
 KRISTANITA - 2 EOOD  
 DIVENA - GRUP EOOD  
 MILEA 77 EOOD  
 BEGONIYA REKS EOOD  
 SLANCHEV DOM 2011 EOOD  
 WIR HELFEN-24 OOD  
 M KONSULT 12 OOD  
 MEDIKOM SOTSIAL PLYUS OOD  
 VSG 1 EOOD  
 TO.K.S. OOD  
 VURDIGES ALTERN OOD  
 KRINI-82 EOOD  
 ET GERENSKA-ALEKSANDRA GERENSKA  
 ZVEZDICHKO OOD  
 DZZD BADESHTE  
 SI - GRUP 7 EOOD  
 DORADO 121 OOD  
 BOKRIDA EOOD  
 VALEN MONTESORI EOOD  
 AT KONSULT 2 OOD  
 FIZIOTSENTAR OOD  
 KADZHI EOOD  
 FIBO M EOOD  
 MM KOMFORT-SARVIZ EOOD  
 PROFIASSIST OOD  
 ET STEKSIM - STEFAN KALVACHEV  
 AGENTSIYA ZA SOTSIALNI GRIZHI SANSHAYN 77  
 OOD  
 TSENTAR ZA SOTSIALNI DEYNOSTI ANGELOVI  
 EOOD  
 MOMTRADE RUSE OOD  
 HUMANITY & LONGEVITY OOD  
 BARBORANCHETA EOOD  
 PREVANS EOOD  
 VM KIDS EOOD  
 VALINA SKAY EOOD  
 STEFANKA PENEVA EOOD  
 LOGOEXPERT OOD  
 BULGARIA SENYOR ASIST EOOD  
 ETERNA EOOD  
 AGENTSIYA BVD EOOD  
 VARBOVO KLONCHE-SIN EOOD  
 MARINA-MARTINI OOD  
 ET ANALITIKA - LENA LALCHEVA  
 ELONNA 2015 EOOD  
 AK 14 EOOD  
 TSKA 93 OOD  
 ET BONI-MES - BOZHANKA GEORGIEVA  
 ZVEZDEN VODOPAD EOOD  
 DZZD UCHILISHTA ZA RODITELI VARNA  
 GARU- GARU OOD

RENATO-BG OOD  
 SOFT HYUMAN EOOD  
 SOTSIOMED KONSULTING EOOD  
 EDZHUKEYSHAN 2013 EOOD  
 ARIADNE PSI OOD  
 TRUDOVO-LECHEBNO STOPANSTVO OOD  
 VITALIS RUSE AD  
 RONTINA 3 EOOD  
 KINDERHAUS EOOD  
 DITERKONSULT EOOD  
 SIANA-06

# Do not hesitate to contact us

We'd be glad to discuss our services or your project in detail and help you come up with a solution.

Email us at [consulting@seenews.com](mailto:consulting@seenews.com)

Call us on **+359 2 80 12 630**

Live chat available at SeeNews.com

## Disclaimer

Whilst the information contained in this industry report has been given in good faith and every effort has been made to ensure its accuracy, SeeNews cannot guarantee the accuracy of this information and hereby expressly disclaims any responsibility for error, mis-interpretation and any and all loss, disappointment, negligence or damage caused by reliance on the information contained in the industry report or any failure or alleged failure in the delivery of the Service referred to herein, or in the event of bankruptcy, liquidation or cessation of trade in any company, individual or firm referred to herein. Confirmation of the information accuracy should be sought from the establishments concerned. Unless otherwise stated, the copyrights and any other rights in all material on this site are owned by SeeNews. Use of this industry report is provided by SeeNews subject to the following Terms and Conditions:

1. Use of this industry report constitutes your acceptance of these Terms and Conditions which take effect when you first use this industry report. SeeNews reserves the right to change these terms and conditions at any time by posting changes online. You are responsible for reviewing regularly information posted online to obtain timely notice of such changes. Your continued use of the industry report after changes are posted constitutes your acceptance of this agreement.
2. Neither SeeNews nor other related parties, whilst endeavouring to provide 24/7 availability, will be held liable if for any reason the industry report is unavailable at any time.
3. Access to this industry report may be suspended temporarily or permanently and without notice.
4. Whilst SeeNews endeavours to ensure that the information on this site is correct and up-to-date, no warranty, express or implied, is given as to its accuracy and SeeNews does not accept any liability for error or omission.
5. Part of this industry report contains materials submitted to SeeNews by third parties. Third parties are responsible for ensuring that materials submitted for inclusion on this industry report complies with national and relevant international law. SeeNews can not guarantee the accuracy of this material and hereby expressly disclaims any responsibility for error, omission or inaccuracy in the

material, misinterpretation and any all loss, disappointment, negligence or damage caused by reliance on the information contained in the industry report or any failure or alleged failure in the delivery of the services referred to herein, or in the event of bankruptcy, liquidation or cessation of trade of any company, individual or firm referred to herein. Confirmation of the information accuracy should be sought from the establishments concerned or from SeeNews upon explicit request.

6. SeeNews shall not be liable for any damages (including, without limitation, damages for loss of business or loss of profits) arising in contract, tort or otherwise from the use of or inability to use this industry report, or any data contained in it, or from any action or decision taken as a result of using this industry report or any such information.

7. SeeNews accepts no responsibility for the content of any site to which a hypertext link from this industry report exists. Such links are provided for your convenience on an "as is" and "as available" basis with no warranty, express or implied, for the information provided within them.

8. If any of these terms should be determined to be illegal, invalid or otherwise unenforceable by reason of the laws of any state or country in which these terms are intended to be effective, then to the extent and within the jurisdiction in which that term is illegal, invalid or enforceable, it shall be severed and deleted from the clause concerned and the remaining terms and conditions shall remain in full force and effect and continue to be binding and enforceable.

9. By accessing and reading any part of this industry report, you should have accepted these Terms in full.

All rights reserved. Downloads and print extracts of SeeNews are allowed for personal and non-commercial use only. Re-publication or redistribution of content, including by framing, is strictly prohibited without the prior written consent of SeeNews Ltd., Sofia, Bulgaria.