

# SeeNews

Business Intelligence  
for Southeast Europe



## Industry Report

Social work activities without  
accommodation

2016

BULGARIA

[seenews.com/reports](https://seenews.com/reports)

# CONTENTS

I. KEY INDICATORS

II. INTRODUCTION

III. REVENUES

IV. EXPENSES

V. PROFITABILITY

VI. EMPLOYMENT

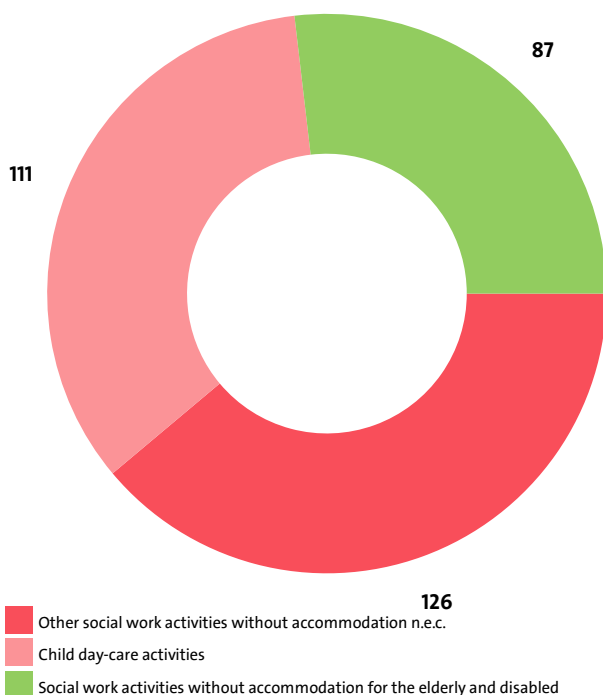
## I. KEY INDICATORS

- The Social work activities without accommodation industry in Bulgaria was represented by 324 companies at the end of 2016, compared to 303 in the previous year and 264 in 2014.
- The industry's net profit amounted to BGN 3,846,000 in 2016.
- The industry's total revenue was BGN 50,458,000 in 2016, up by 26.40% compared to the previous year.
- The combined costs of the companies in the Social work activities without accommodation industry reached BGN 46,067,000 in 2016, up by 26.30% year-on-year.
- The industry's total revenue makes up 0.05% to the country's Gross domestic product (GDP) in 2016, compared to 0.04% for 2015 and 0.04% in 2014.
- A total of 1,375 people were employed in the Social work activities without accommodation industry in 2016, compared to 1,198 in 2015 and 1,243 in 2014.
- Most of the companies in the industry are based in Sofia, followed by Varna and Plovdiv.

## II. INTRODUCTION

In 2016 the companies in the Social work activities without accommodation industry numbered 324, distributed in 3 sectors.

INDUSTRY STRUCTURE BY SECTORS AND NUMBER OF COMPANIES



In 2015 there were a total of 303 companies operating in the

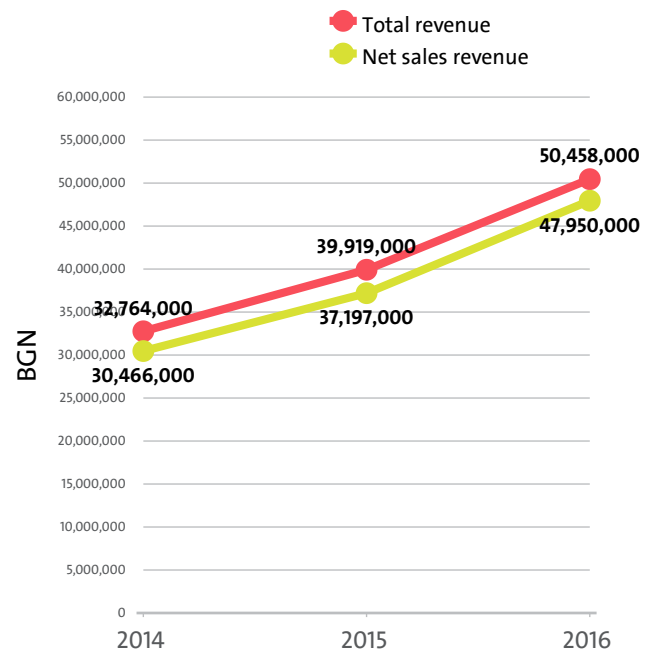
industry. In 2014 their number totalled 264.

NUMBER OF COMPANIES IN SOCIAL WORK ACTIVITIES WITHOUT ACCOMMODATION INDUSTRY BY SECTORS

SECTOR	2016	2015	2014
OTHER SOCIAL WORK ACTIVITIES WITHOUT ACCOMMODATION N.E.C.	126	120	105
CHILD DAY-CARE ACTIVITIES	111	106	109
SOCIAL WORK ACTIVITIES WITHOUT ACCOMMODATION FOR THE ELDERLY AND DISABLED	87	77	50

## III. REVENUES

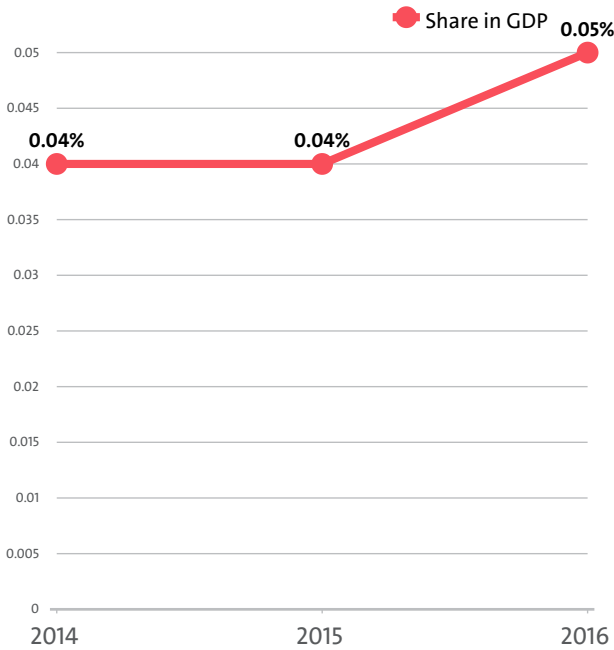
The total revenue in the industry was BGN 50,458,000 in 2016, BGN 39,919,000 in 2015 and 32,764,000 in 2014.



The companies in the Social work activities without accommodation market of Bulgaria earned combined net sales revenues of BGN 47,950,000 in 2016.

In annual terms, sales marked a growth of 28.91% compared to 2015. In comparison to 2014 they increased by 57.39%. In 2015 sales rose by 22.09% year-on-year.

The Social work activities without accommodation industry total revenue make up 0.05% to the country's GDP in 2016, compared to 0.04% for 2015 and 0.04% in 2014.



In 2016 the Social work activities without accommodation industry contributed to GDP BGN 36,216,000 in Gross value added (GVA) accounting for 0.02% of the total for the country's economy.

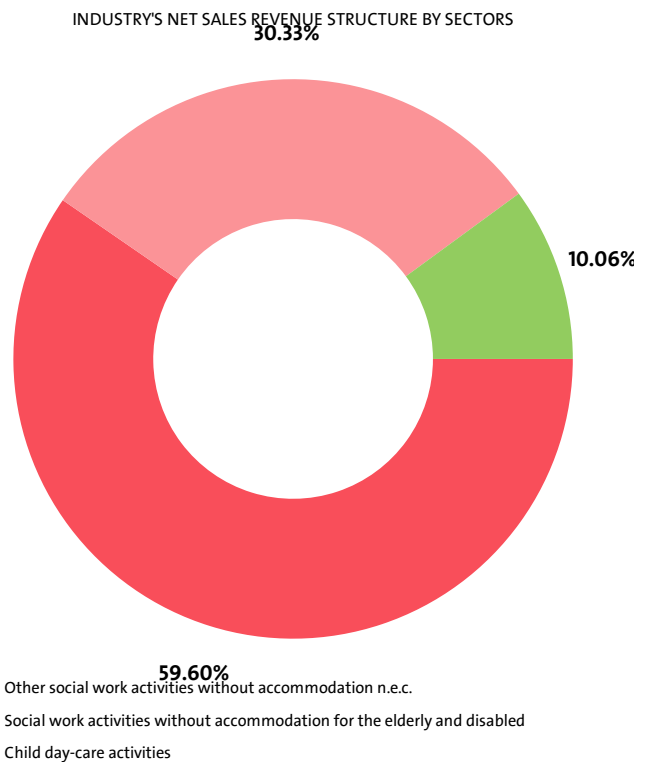
In the previous year, the industry's GVA amounted BGN 29,214,000, accounting for 0.02% of the total for the country in 2015. In 2014 the GVA of the Social work activities without accommodation was BGN 21,850,000, or 0.02% of the GVA for the country's economy.

#### GVA BY SECTORS

RANK	SECTOR	BGN	SHARE OF THE COUNTRY'S GVA (%)
1	OTHER SOCIAL WORK ACTIVITIES WITHOUT ACCOMMODATION N.E.C.	19,895,000	0.01
2	SOCIAL WORK ACTIVITIES WITHOUT ACCOMMODATION FOR THE ELDERLY AND DISABLED	11,664,000	0.01
3	CHILD DAY-CARE ACTIVITIES	4,657,000	0.00

We expect, based on the trend in the last three years, the total revenue of the Social work activities without accommodation industry to change at a compound annual growth rate (CAGR) of 24.10% in 2017.

Other social work activities without accommodation n.e.c. contributed net sales revenue of BGN 28,579,000 or 59.60% of the total net sales in the industry, sector Social work activities without accommodation for the elderly and disabled - BGN 14,545,000 (30.33%), and sector Child day-care activities - BGN 4,826,000 (10.06%).



The highest growth, of 32.57%, was recorded by Other social work activities without accommodation n.e.c.. There was no industry's sector to report a drop in net sales revenues.

#### TOP COMPANIES' REVENUE BY SECTORS

SEGMENT	COMPANY	TOTAL REVENUE (BGN)	NET SALES REVENUE (BGN)
<b>CHILD DAY-CARE ACTIVITIES</b>			
	AVS DETSKI TSENTAR OOD	929,000	928,000
	PRIVATE MONTESSORI KINDERGARTEN OTKRIVATEL OOD	758,000	755,000
	PRIVATE KINDERGARTEN GERMANI BG EAD	636,000	616,000
<b>OTHER SOCIAL WORK ACTIVITIES WITHOUT ACCOMMODATION N.E.C.</b>			
	LIDEYA YURAP EOOD	6,108,000	6,103,000
	PROFIASIST EOOD	4,688,000	4,638,000
	BSB-24 OOD	2,051,000	2,051,000
<b>SOCIAL WORK ACTIVITIES WITHOUT ACCOMMODATION FOR THE ELDERLY AND DISABLED</b>			
	HEPI AYS EOOD	3,063,000	2,065,000
	ASISTENT-24 EOOD	2,426,000	1,617,000
	LAVATO EOOD	1,912,000	1,909,000

The top 10 companies in terms of total revenue in Social work activities without accommodation accounted for 53.68% of the industry's total in 2016, 56.00% in 2015 and 58.63% in 2014.

#### TOP 10 COMPANIES BY TOTAL AND NET SALES REVENUE IN THE INDUSTRY

RANK	COMPANY	TOTAL REVENUE (BGN)	NET SALE REVENUE (BGN)
1	LIDEYA YURAP EOOD	6,108,000	6,103,000
2	PROFIASIST EOOD	4,688,000	4,638,000
3	HEPI AYS EOOD	3,063,000	2,065,000
4	ASISTENT-24 EOOD	2,426,000	1,617,000
5	BSB-24 OOD	2,051,000	2,051,000
6	LAVATO EOOD	1,912,000	1,909,000

7	TSKA 93 EOOD	1,900,000	1,900,000
8	ALTENPFLEGE EOOD	1,800,000	1,800,000
9	MOMTRADE RUSE OOD	1,640,000	1,631,000
10	VIR HELFEN-24 EOOD	1,498,000	1,496,000

The total revenues of the top 10 companies in the Social work activities without accommodation were 0.03% of GDP in 2016, compared to 0.03% for 2015 and 0.02% in 2014.

The top 10 by assets in the Social work activities without accommodation sector made up BGN 16,266,000, or 33.92% of the total net sales revenue.

#### TOP 10 BY TOTAL ASSETS IN THE INDUSTRY

RANK	COMPANY	BGN
1	WONDER VALLEY OOD	3,453,000
2	PROFIASIST EOOD	1,391,000
3	TRUDOVO - LECHEBNO STOPANSTVO EOOD	1,344,000
4	MLADEZHKA POMOSHT SHUMEN EOOD	1,229,000
5	HEPI AYS EOOD	1,179,000
6	LIDEYA YURAP EOOD	900,000
7	BILDING M EOOD	807,000
8	24 CHASA BG - AUT EOOD	727,000
9	VURDIGES ALTERN EOOD	551,000
10	MOLENBURG EOOD	538,000

#### TOP 10 COMPANIES WITH HIGHEST ANNUAL GROWTH IN OPERATING REVENUE IN SOCIAL WORK ACTIVITIES WITHOUT ACCOMMODATION

RANK	COMPANY	Y/Y GROWTH
1	LAVATO EOOD	19020.00%
2	IVAN FARTUNOV EOOD	9300.00%
3	PEOPLE CARE OOD	7200.00%
4	ANTO-AN BG EOOD	3115.38%
5	MEDATIO EOOD	2581.82%
6	GARU-GARU OOD	1800.00%
7	PFLEGE CONNECT EOOD	1600.00%
8	MARY DAR EOOD	1450.00%
9	NEUE CHANCE EOOD	1280.00%
10	VALYA KARADZHOVA EOOD	950.00%

#### TOP 10 COMPANIES BY TOTAL REVENUE IN THE SECTOR CHILD DAY-CARE ACTIVITIES WERE:

COMPANY	BGN
AVS DETSKI TSENTAR OOD	929,000
PRIVATE MONTESSORI KINDERGARTEN OTKRIVATEL OOD	758,000
PRIVATE KINDERGARTEN GERMANI BG EAD	636,000
CHASTNA DETSKA GRADINA SLAVEYCHE EOOD	191,000
DOMA EOOD	186,000
CHASTNA DETSKA GRADINA DETSKA AKADEMIA OOD	94,000
DETSKI CENTAR - VALSHEBNIK EOOD	91,000
ANN-MARY 2010 EOOD	80,000
CHASTNA DETSKA GRADINA ANIKA OOD	76,000
KV KIDS EOOD	62,000

The 10 largest companies in terms of total revenue in sector Child day-care activities earned total revenue of BGN 3,103,000 and accounted for 6.15% of the industry's total revenue.

#### TOP 10 COMPANIES BY TOTAL REVENUE IN THE MARKET OTHER SOCIAL WORK ACTIVITIES WITHOUT ACCOMMODATION N.E.C. WERE:

COMPANY	BGN
LIDEYA YURAP EOOD	6,108,000
PROFIASIST EOOD	4,688,000
BSB-24 OOD	2,051,000
TSKA 93 EOOD	1,900,000
ALTENPFLEGE EOOD	1,800,000
MOMTRADE RUSE OOD	1,640,000
VIR HELFEN-24 EOOD	1,498,000
PCAS OOD	1,351,000
MLADEZHKA POMOSHT SHUMEN EOOD	1,349,000
SOUSHAL EKUITI EOOD	1,142,000

The 10 largest companies in terms of total revenue in sector Other social work activities without accommodation n.e.c. earned total revenue of BGN 23,527,000 and accounted for 46.63% of the industry's total revenue.

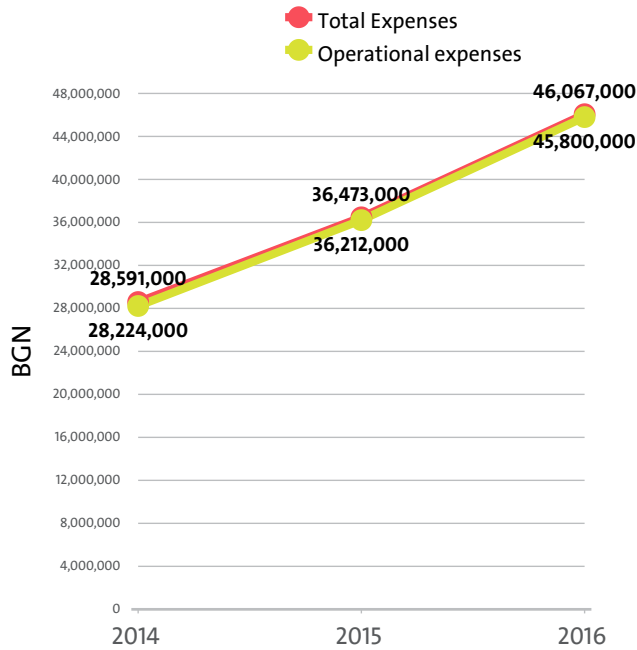
#### TOP 10 COMPANIES BY TOTAL REVENUE IN THE MARKET SOCIAL WORK ACTIVITIES WITHOUT ACCOMMODATION FOR THE ELDERLY AND DISABLED WERE:

COMPANY	BGN
HEPI AYS EOOD	3,063,000
ASISTENT-24 EOOD	2,426,000
LAVATO EOOD	1,912,000
MOLENBURG 2016 EOOD	850,000
VELEVI OOD	837,000
PACHKOV GROUP EOOD	715,000
MOLENBURG EOOD	685,000
PIA MATER OOD	598,000
ESKULAP 2009 OOD	528,000
24 CHASA BG - AUT EOOD	505,000

The 10 largest companies in terms of total revenue in sector Social work activities without accommodation for the elderly and disabled earned total revenue of BGN 12,119,000 and accounted for 24.02% of the industry's total revenue.

## IV. EXPENSES

The combined costs of the companies in the Social work activities without accommodation industry reached BGN 46,067,000 in 2016.



In annual terms, total expenses increased by 26.30% compared to 2015 and went up by 61.12% in comparison to 2014.

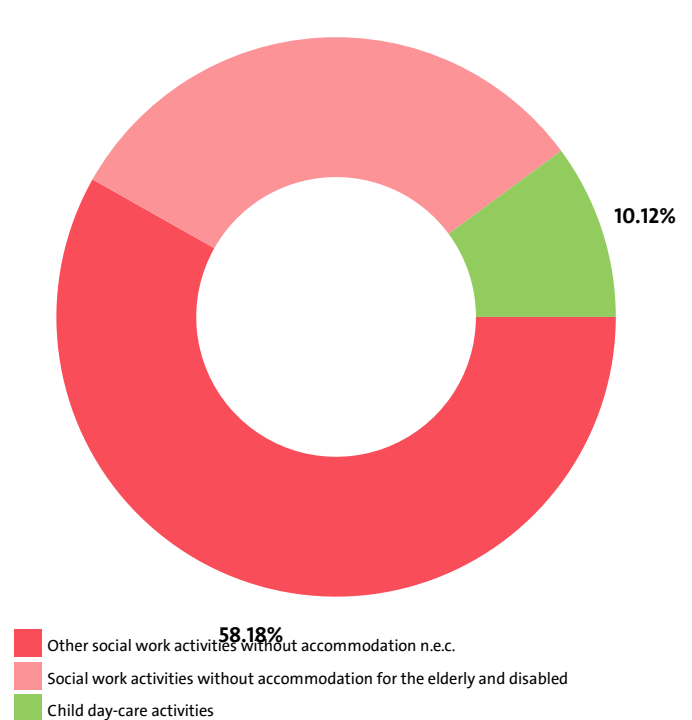
The total operating expenses of the companies in the Social work activities without accommodation industry were BGN 45,800,000 in 2016.

Operating costs rose by 26.48% compared with the previous year and grew by 62.27% when compared to 2014.

We expect, based on the trend in the last three years, the total costs of the Social work activities without accommodation industry to change at a compound annual growth rate (CAGR) of 26.93% in 2017.

Other social work activities without accommodation n.e.c. reported the highest total costs, of BGN 26,802,000, followed by Social work activities without accommodation for the elderly and disabled with BGN 14,603,000 and Child day-care activities with total costs of BGN 4,662,000.

INDUSTRY'S TOTAL COSTS STRUCTURE BY SECTORS

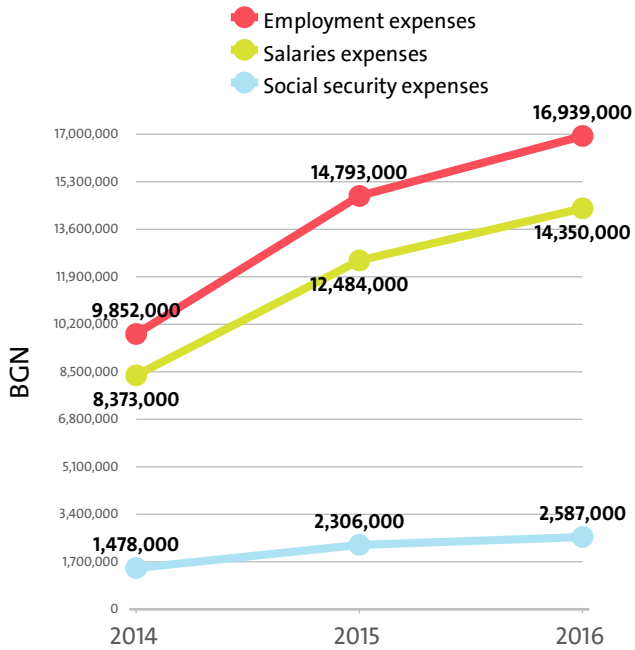


Other social work activities without accommodation n.e.c. marked the highest annual growth in total expenses, of 34.20%.

In terms of operating expenses, the highest increase, of 34.61%, was recorded by the Other social work activities without accommodation n.e.c. sector.

The biggest spenders in the industry, with costs of over 10% of industry's costs, numbered 23, including VELEVI OOD, WONDER VALLEY OOD, AVS DETSKI TSENTAR OOD, ASISTENT-24 EOOD, MOLENBURG 2016 EOOD. The medium spenders, or those in the 5% and 10% range count 5 and include NEUE CHANCE EOOD, ET KALIVA 94 VENETA PETROVA, ESKULAP 2009 OOD, PIA MATER OOD, HUMANITY & LONGEVITY OOD. Below 5% threshold are 296 companies, including INSTITUT PO SOTSIALNI DEYNOSTI I PRAKTIKI EOOD, RIKHS EOOD, KV KIDS EOOD, FILD EOOD, RAYANA 2000 OOD.

Employment expenses in the Social work activities without accommodation industry increased by 14.51% on the year to BGN 16,939,000 in 2016.



The highest growth in labour costs, of 20.28%, was registered by Other social work activities without accommodation n.e.c..

The monthly costs per employee in the Social work activities without accommodation industry averaged BGN 1,027 in 2016, BGN 1,029 in 2015 and BGN 661 in 2014.

The monthly social security costs per employee in the industry averaged BGN 157 in 2016, versus BGN 160 in 2015 and BGN 99 in 2014.

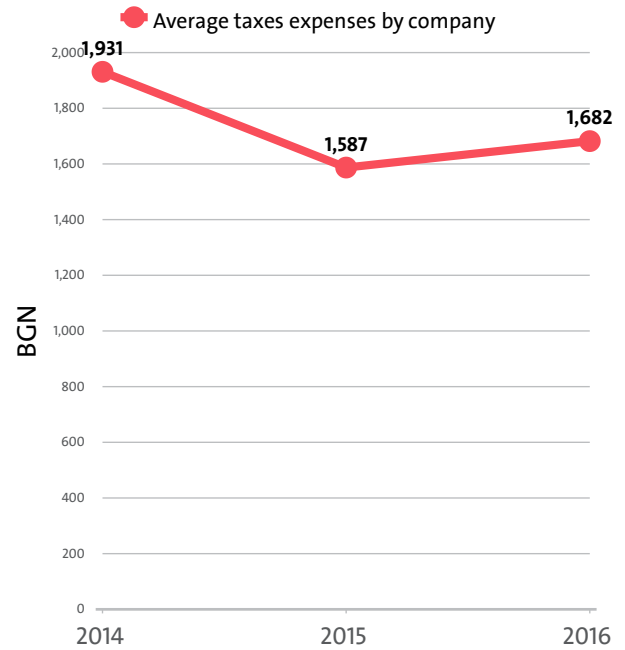
#### EMPLOYMENT EXPENSES IN SOCIAL WORK ACTIVITIES WITHOUT ACCOMMODATION BY SECTORS IN 2016

RANK	SECTOR	EMPLOYMENT EXPENSES (BGN)	AVERAGE EXPENSES PER EMPLOYEE (BGN)
1	OTHER SOCIAL WORK ACTIVITIES WITHOUT ACCOMMODATION N.E.C.	8,173,000	9,919
2	SOCIAL WORK ACTIVITIES WITHOUT ACCOMMODATION FOR THE ELDERLY AND DISABLED	6,791,000	22,049
3	CHILD DAY-CARE ACTIVITIES	1,975,000	8,128

#### THE TOP 10 COMPANIES BY AVERAGE MONTHLY COSTS PER EMPLOYEE IN THE INDUSTRY

RANK	COMPANY	BGN
1	HEPI AYS EOOD	3,898
2	ASISTENT-24 EOOD	3,833
3	RENATO GROUP OOD	3,250
4	LAVATO EOOD	2,614
5	ESKULAP 2009 OOD	2,481
6	MOLENBURG 2016 EOOD	2,417
7	BSB-24 OOD	2,267
8	PRIVATE KINDERGARTEN GERMANI BG EAD	2,137
9	PCAS OOD	2,127
10	PACHKOV GROUP EOOD	2,058

The industry's tax expenses stood at BGN 545,000 in 2016. In 2015 it paid taxes of BGN 481,000. In 2014 the industry paid BGN 510,000 in taxes.

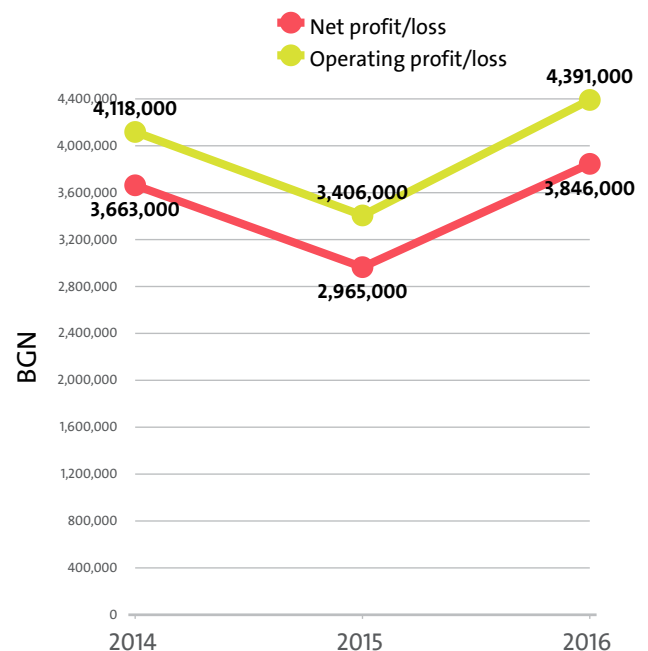


#### EXPENSES ON TAXES BY SECTORS

RANK	SECTOR	BGN	Y/Y CHANGE
1	OTHER SOCIAL WORK ACTIVITIES WITHOUT ACCOMMODATION N.E.C.	292,000	0.69%
2	SOCIAL WORK ACTIVITIES WITHOUT ACCOMMODATION FOR THE ELDERLY AND DISABLED	200,000	35.14%
3	CHILD DAY-CARE ACTIVITIES	53,000	23.26%

## V. PROFITABILITY

The industry's net profit amounted to BGN 3,846,000 in 2016, compared to a net profit of BGN 2,965,000 in 2015 and a net profit of BGN 3,663,000 in 2014.



### TOP 10 COMPANIES BY HIGHEST NET PROFIT IN SOCIAL WORK ACTIVITIES WITHOUT ACCOMMODATION

RANK	COMPANY	BGN
1	PROFIASIST EOOD	878,000
2	MLADEZHKA POMOSHT SHUMEN EOOD	600,000
3	LAVATO EOOD	342,000
4	24 CHASA BG - AUT EOOD	300,000
5	LIDEYA YURAP EOOD	269,000
6	AVS DETSKI TSENTAR OOD	233,000
7	ANTO-AN BG EOOD	177,000
8	MOLENBURG 2016 EOOD	170,000
9	SOUSHAL EKUITI EOOD	124,000
10	PRIVATE MONTESSORI KINDERGARTEN OTKRIVATEL OOD	120,000

### TOP COMPANIES BY HIGHEST NET LOSS IN SOCIAL WORK ACTIVITIES WITHOUT ACCOMMODATION

RANK	COMPANY	BGN
1	WONDER VALLEY OOD	592,000
2	SUNNY FALL EOOD	68,000
3	CHASTNA ANGLIYSKA DETSKA GRADINA I YASLA - BILDING BLOKS EOOD	52,000
4	KRISTANITA 1 EOOD	46,000
5	MEDIK KONSULT OOD	45,000

The combined operating earnings of the companies in the Social work activities without accommodation industry rose by 28.92% y/y to BGN 4,391,000 in 2016.

### OPERATING PROFIT/LOSS BY SECTORS (BGN)

SECTOR	2016	2015	2014
OTHER SOCIAL WORK ACTIVITIES WITHOUT ACCOMMODATION N.E.C.	2,225,000	2,095,000	2,694,000
SOCIAL WORK ACTIVITIES WITHOUT ACCOMMODATION FOR THE ELDERLY AND DISABLED	1,948,000	1,212,000	1,364,000
CHILD DAY-CARE ACTIVITIES	218,000	99,000	60,000

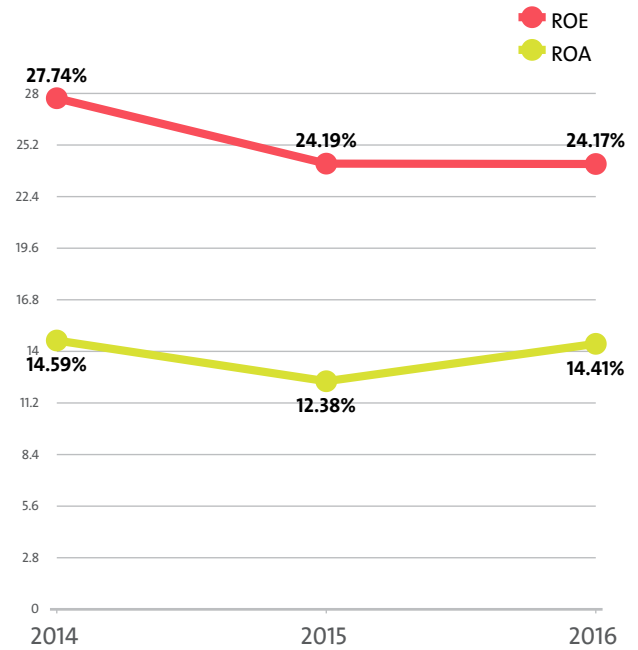
The profit margin for the Social work activities without accommodation industry stood at 9.02% in 2016, while in 2015 it amounted to 8.90% and 12.92% in 2014.

### PROFIT MARGIN BY SECTORS

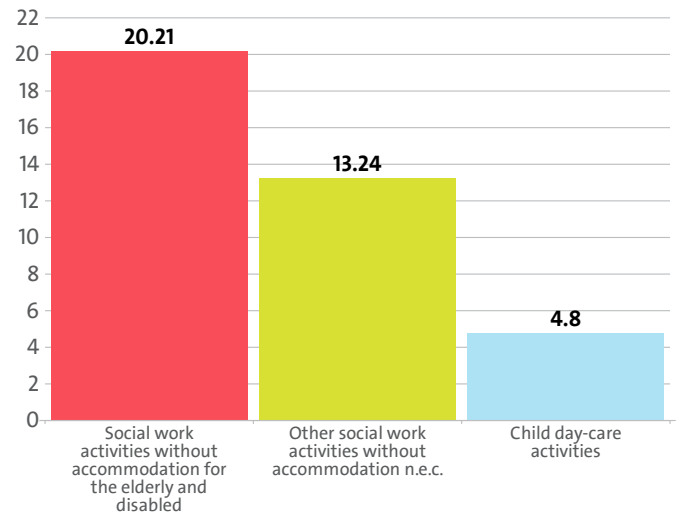
RANK	SECTOR	PROFIT MARGIN
1	SOCIAL WORK ACTIVITIES WITHOUT ACCOMMODATION FOR THE ELDERLY AND DISABLED	13.18%
2	OTHER SOCIAL WORK ACTIVITIES WITHOUT ACCOMMODATION N.E.C.	7.67%
3	CHILD DAY-CARE ACTIVITIES	4.47%

The Social work activities without accommodation industry's return on equity (ROE) is 24.17% compared to 24.19% in 2015 and 27.74% in 2014.

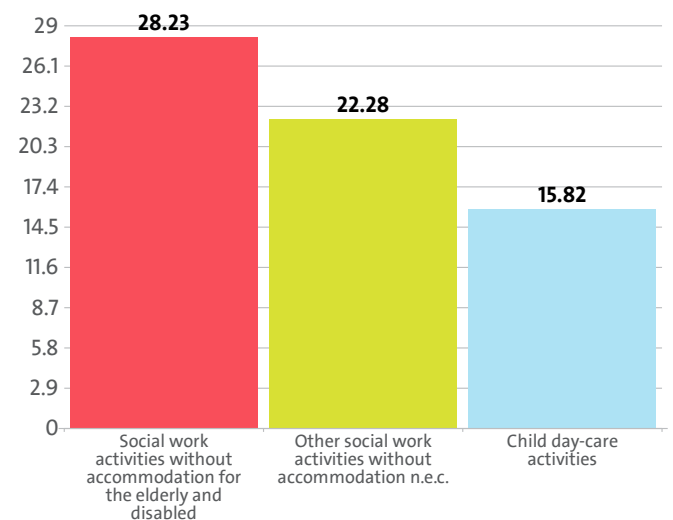
The Social work activities without accommodation's return on assets (ROA) was 14.41%, while in 2015 it amounted to 12.38% and 14.59% in 2014.



### LEADING INDUSTRY'S SECTORS BY ROA



### LEADING INDUSTRY'S SECTORS BY ROE





### TOP 10 COMPANIES BY HIGHEST AVERAGE NET PROFIT PER EMPLOYEE IN SOCIAL WORK ACTIVITIES WITHOUT ACCOMMODATION

RANK	COMPANY	BGN	COMPANY HEADQUARTERS (CITY)
1	LIDEYA YURAP EOOD	89,667	SOFIA
2	24 CHASA BG - AUT EOOD	60,000	VELIKO TARNOVO
3	BEST HOTELS EOOD	52,000	STARA ZAGORA
4	ANTO-AN BG EOOD	35,400	SOFIA
5	KIARA - A - R - V EOOD	29,000	SOFIA
6	PRIMI 2009 EOOD	24,000	SOFIA
7	EURO PERSONAL SERVICE 2 EOOD	23,200	GABROVO
8	VALMONTE EOOD	23,000	PLOVDIV
9	ET STEKSIM - STEFAN KALVACHEV	19,500	STARA ZAGORA
10	DUNDOR EOOD	19,000	SOFIA

About 50.00% of the 10 leading companies in terms of net profit per employee are located in SOFIA, while 20.00% are STARA ZAGORA-based and 10.00% are headquartered in GABROVO.

The average net sales revenue per employee in the Social work activities without accommodation industry amounted to BGN 34,873 in 2016, up by 12.31% compared to 2015 and up by 42.28% compared to 2014.

The industry's average operating revenue per employee went up by 10.79% year-on-year in 2016 to BGN 35,398. It grew by 38.02% compared to 2014.

The Social work activities without accommodation field generated an average BGN 36,697 in total revenue per employee. In 2015 and 2014 the figure was BGN 33,321 and BGN 26,359, respectively.

The average total revenue per company in the Social work activities without accommodation industry grew to BGN 155,735 in 2016 from BGN 131,746 in 2015. The 2014 value was BGN 124,106.

A company in the Social work activities without accommodation sector made on average a net sales revenue of BGN 147,994 in 2016, compared to BGN 122,762 in 2015 and BGN 115,402 in 2014.

The Social work activities without accommodation industry made 0.02% of the overall sales country-wide.

Operating profit per employee for the industry as a whole was BGN 3,193 in 2016. For comparison in 2015 it amounted to BGN 2,843 and BGN 2,843 in 2014.

### THE TOP BY OPERATIONAL PROFIT PER EMPLOYEE IN SOCIAL WORK ACTIVITIES WITHOUT ACCOMMODATION

RANK	COMPANY	BGN
1	LIDEYA YURAP EOOD	99,667
2	24 CHASA BG - AUT EOOD	66,600
3	BEST HOTELS EOOD	58,000
4	ANTO-AN BG EOOD	39,200
5	KIARA - A - R - V EOOD	32,000

### TOP 10 COMPANIES WITH HIGHEST CORRELATION OPERATING REVENUE - NUMBER OF EMPLOYEES - EMPLOYMENT EXPENSES\*

RANK	COMPANY NAME	CORRELATION (BGN)
1	LIDEYA YURAP EOOD	2,029,333
2	LOGOEXPERT OOD	85,000
3	ET STEKSIM - STEFAN KALVACHEV	84,500
4	24 CHASA BG - AUT EOOD	78,600
5	NEO VITA STM OOD	65,000
6	BEST HOTELS EOOD	63,000
7	ANTO-AN BG EOOD	60,000
8	EURO PERSONAL SERVICE 2 EOOD	54,800
9	PPZ EOOD	54,000
10	VURDIGES ALTERN EOOD	51,538

\*The correlation is calculated by subtracting the quotient of the operating profit, and the employment expenses to the number of employees.

### AVERAGE REVENUES PER EMPLOYEE IN SOCIAL WORK ACTIVITIES WITHOUT ACCOMMODATION IN 2016

SECTOR	AVERAGE NET SALES REVENUE (BGN)	AVERAGE OPERATING REVENUE (BGN)	AVERAGE TOTAL REVENUE (BGN)	NUMBER OF EMPLOYEES
CHILD DAY-CARE ACTIVITIES	19,860	20,066	20,082	243
OTHER SOCIAL WORK ACTIVITIES WITHOUT ACCOMMODATION N.E.C.	34,683	35,216	35,227	824
SOCIAL WORK ACTIVITIES WITHOUT ACCOMMODATION FOR THE ELDERLY AND DISABLED	47,224	47,981	53,737	308

### AVERAGE REVENUE PER COMPANY IN SOCIAL WORK ACTIVITIES WITHOUT ACCOMMODATION IN 2016

SECTOR	AVERAGE NET SALES REVENUE (BGN)	AVERAGE OPERATING REVENUE (BGN)	AVERAGE TOTAL REVENUE (BGN)	NUMBER OF COMPANIES
OTHER SOCIAL WORK ACTIVITIES WITHOUT ACCOMMODATION N.E.C.	226,817	230,302	230,373	126
SOCIAL WORK ACTIVITIES WITHOUT ACCOMMODATION FOR THE ELDERLY AND DISABLED	167,184	169,862	190,241	87
CHILD DAY-CARE ACTIVITIES	43,477	43,928	43,964	111

The total indebtedness of the companies in the Social work activities without accommodation industry was BGN 10,426,000 versus BGN 10,256,000 a year ago. In 2014 the industry's indebtedness totalled BGN 10,758,000.

### INDUSTRY'S INDEBTEDNESS BY SECTORS (BGN)

SECTOR	2016	2015	2014
OTHER SOCIAL WORK ACTIVITIES WITHOUT ACCOMMODATION N.E.C.	5,818,000	5,181,000	7,055,000
SOCIAL WORK ACTIVITIES WITHOUT ACCOMMODATION FOR THE ELDERLY AND DISABLED	2,403,000	3,029,000	1,697,000
CHILD DAY-CARE ACTIVITIES	2,205,000	2,046,000	2,006,000

Debt-to-assets ratio of the companies in the industry is 0.39 in 2016. It was 0.43 in 2015 and 0.43 in 2014.

According to market experts, the greatest impact on the development of the Social work activities without accommodation industry has net sales revenue from services. In 2016 it stood at BGN 45,283,000, according to the financial statements of the companies in the industry. In 2015 the figure was BGN 35,862,000 and BGN 29,258,000 in 2014.

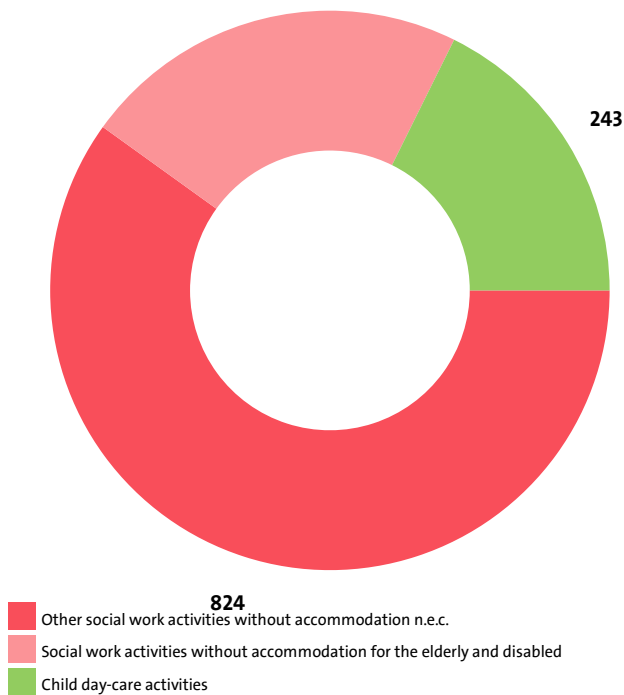
## VI. EMPLOYMENT

A total of 1,375 people were employed in the Social work activities without accommodation sector at the end of 2016, compared to 1,198 in 2015 and 1,243 in 2014.

### NUMBER OF EMPLOYEES BY INDUSTRY SECTORS

SECTOR	NUMBER	SHARE OF INDUSTRY TOTAL
OTHER SOCIAL WORK ACTIVITIES WITHOUT ACCOMMODATION N.E.C.	824	59.93%
SOCIAL WORK ACTIVITIES WITHOUT ACCOMMODATION FOR THE ELDERLY AND DISABLED	308	22.40%
CHILD DAY-CARE ACTIVITIES	243	17.67%

ALLOCATION OF EMPLOYEES BY INDUSTRY'S SECTORS  
308



The analysis on companies' sizes by the number of employees, shows that 172 firms have less than 50 employees\*, 5 have between 50 and 250 employees\*.

\* Companies without data in the number of employees at end of the year are not taken into consideration.

The employees of the leading 10 companies in terms of numbers make up 46.47% of the workforce in the industry in 2016.

### TOP 10 FIRMS BY SHARE IN INDUSTRY'S TOTAL NUMBER OF EMPLOYEES

RANK	COMPANY	NUMBER OF EMPLOYEES	SHARE
1	PROFIASIST EOOD	181	13.16%
2	ALTENPFLEGE EOOD	74	5.38%
3	MLADEZHKA POMOSHT SHUMEN EOOD	67	4.87%
4	BSB-24 OOD	59	4.29%
5	MOMTRADE RUSE OOD	59	4.29%

6	WONDER VALLEY OOD	48	3.49%
7	PCAS OOD	44	3.20%
8	LAVATO EOOD	38	2.76%
9	VIR HELFEN-24 EOOD	38	2.76%
10	HEPI AYS EOOD	31	2.25%

The Social work activities without accommodation industry is the 73rd largest employer in the country with 1,375 employees with the largest employer being Retail trade, except of motor vehicles and motorcycles with 234,189 and Libraries, archives, museums and other cultural activities at the bottom with 54 employees.

The Social work activities without accommodation's share in the country's total employment was 0.06% in 2016, 0.06% in 2015 and 0.07% in 2014.

We expect, based on the trend in the last three years, the number of employees of the Social work activities without accommodation industry to change at a compound annual growth rate (CAGR) of 5.18% in 2017.

# The industry is represented by the following companies

INSTITUT PO SOTSIALNI DEYNOSTI I PRAKTIKI EOOD  
 RIKHS EOOD  
 KV KIDS EOOD  
 FILD EOOD  
 RAYANA 2000 OOD  
 ET INA-93-ILINA TACHEVA  
 CHASTNA DETSKA GRADINA PRIATELSKA KASHTA EOOD  
 VELEVI OOD  
 BULTEKS EOOD  
 WONDER VALLEY OOD  
 ET TAMI 73-STANKA MARKOVA  
 EL MARTI - NIKO OOD  
 BULGARIEN PFLEGE 24 EOOD  
 MARIANA KOVACHEVA EOOD  
 KIARA - A - R - V EOOD  
 KIMS CONSULT OOD  
 IN 3 STEPS LTD EOOD  
 AVICENA - D EOOD  
 PLAM MEDIKAL EOOD  
 DVUTSVETNO OOD  
 ET DOVERIE 56-AKSINIYA TODOROVA  
 BVE BULGARIA EOOD  
 ALTENPFLEGE - ELI PALAKARCHEVA ET  
 ANN-MARY 2010 EOOD  
 NEUE CHANCE EOOD  
 IDEA EOOD  
 EURO PERSONAL SERVICE 2 EOOD  
 MIROTVORETZ EOOD  
 KALIVA-VP EOOD  
 TEREZA SPORT OOD  
 AVS DETSKI TSENTAR OOD  
 EVRO AKAUNT SARVISIS EOOD  
 TSVETNA GRADINA MONTESSORI EOOD  
 DIPA-57 EOOD  
 GLOBAL KNOWLEDGE EOOD  
 ASISTENT-24 EOOD  
 TERION - OM OOD  
 CHASTNA DETSKA GRADINA SLAVEYCHE EOOD  
 KIARA 2015 EOOD  
 MEDATIO EOOD  
 ORTHONIKO D-R NIKOLAY DIMITROV  
 INDIVIDUAL PRACTICES FOR SPECIALISED MEDICAL  
 SERVICE IN ORTHOPAED EOOD  
 TSENTAR ZA INFORMIRANE KONSULTIRANE  
 OBUCHENIE I PODKREPA NA DETSA USPESHEN  
 STRAT EOOD  
 ZABAVLENIE I UMENIE EOOD  
 PFLEGE CONNECT EOOD  
 TRETA BABA OOD  
 DISCOVERY BV EOOD  
 AVIDA-HOSP EOOD  
 VERZHINIYA PARVANOV EOOD  
 BELMONDO BULGARIA EOOD  
 ANTO-AN BG EOOD  
 SOTSIALNI KLUBOVE EOOD  
 PSICHOTERA EOOD  
 MEDIKOR INTERNESHINAL OOD  
 BAURING OOD  
 ZHABCHO OOD

NADEZHKO INTERNESHANAL OOD  
 PROFECTUS EOOD  
 KONSTANT - 7 OOD  
 VIKSI 99 EOOD  
 VASILYOK EOOD  
 MOLENBURG 2016 EOOD  
 BEST HOTELS EOOD  
 STUDIO ZA PSIHOSOTSIALNA PODKREPA-SELENA  
 EOOD  
 ALTENPFLEGE EOOD  
 ADI ADRIANA METODIEVA ET  
 FERAX EOOD  
 RENATO GROUP OOD  
 POMORIE - LZ EOOD  
 NOE SHANS BG EOOD  
 OTVORENI VRATI EOOD  
 HARMONI UORLD EOOD  
 1 - COMPEX HOME PATRONAGE EOOD  
 PEOPLE CARE OOD  
 ZHAR 2009 OOD  
 VIES TREYD OOD  
 NARNI-TDS EOOD  
 KLUB SLANCHOGLEDI DZZD  
 ET AUDIO - NATURA - SENS -ORFEY -  
 G.NYAGOLOV  
 LOGOS - EA EOOD  
 ET STEKSIM - STEFAN KALVACHEV  
 ET KALIVA 94 VENETA PETROVA  
 STEFI - SAN EOOD  
 KIDS PLEY EOOD  
 SUNNY FALL EOOD  
 MOMTRADE RUSE 2 EOOD  
 DARA EOOD  
 MERIAN EOOD  
 UINGSPRED GLOBAL EOOD  
 ILIEVI USB EOOD  
 ANGLIYSKA DETSKA KASHTA EOOD  
 MEDIK KONSULT OOD  
 M & L HOUSE EOOD  
 TONISITA EOOD  
 ELIT CONSULT 05 EOOD  
 NYU ASISTANS BG OOD  
 PACHKOV GROUP EOOD  
 TARA 54 EOOD  
 PERLA 889 SV EOOD  
 TEITA EOOD  
 MONTANIA EOOD  
 ET LYUBOMIRA - LOZA MILUSHEVA  
 ELI 111 EOOD  
 SILVESTAR GRUP EOOD  
 24 CHASA BG - AUT EOOD  
 MARIETA LM EOOD  
 KRISTANITA 1 EOOD  
 ET MONTEROSI- ROSITS KUNEVA  
 DETSKA MECHTA EOOD  
 ESKULAP 2009 OOD  
 MOLENBURG EOOD  
 SYUZAN FLAING EOOD  
 TERMIT I K - VARNA EOOD  
 MONTESSORI EDU EOOD

EKO PRIME EOOD  
 ELF - 7 EOOD  
 SMART KIDS D EOOD  
 PRIMI 2009 EOOD  
 MEDIKEAR BG OOD  
 KABADAIEVA KONSULT EOOD  
 DANI-IV KOREKT EOOD  
 K END G 2015 OOD  
 CHASTNA DETSKA GRADINA GALABCHE EOOD  
 IGRALNITSA ZANIMALNITSA OOD  
 ET VELYANA - VELICHKA STANEVA  
 BELISIMA GRUP EOOD  
 PRIVATE MONTESSORI KINDERGARTEN  
 OTKRIVATEL OOD  
 LACHEZAR DANKOV ET  
 MARIEM 2011 EOOD  
 DETSKI TSENTAR ZDRAVETS EOOD  
 TEA TM EOOD  
 DOMASHNI GRIGI EOOD  
 MECHO PUH OOD  
 ASTERA 75 EOOD  
 S UM I SARTSE EOOD  
 BABA NAZAEEM EOOD  
 MERY LEND MG EOOD  
 EOOD VULKAN-2009  
 DIMITRINA MLADZHOVSKA ET  
 POLYKAI EOOD  
 HOUM KEAR SARVIS OOD  
 UINGSPRED EOOD  
 ET IVAN MITSOV-SIG- TS- GANA GEORGIEVA  
 BEINSARA-MARIYA PAPAZOVA EOOD  
 DESI M 2016 EOOD  
 SOUSHAL EKUITI EOOD  
 ZVEZDEN VODOPAD 2 OOD  
 EMI PI-13 EOOD  
 REYA CARE EOOD  
 OMaya 9 OOD  
 VANIA DELIBASHEVA EOOD  
 ATTITUDE-PSYCHOLOGICAL CONSULTANCY  
 CENTRE EOOD  
 CASITA PARK EOOD  
 FONDATSIYA RODINA-2000  
 DARIA BG EOOD  
 DEYZI - 76 EOOD  
 CHASTNA DETSKA GRADINA KOKO I TCHOKO  
 EOOD  
 HOSPIS LAYF OOD  
 PO-PO-NAY D EOOD  
 KVADRIVIA EOOD  
 ET ZDRAVETS 53 KT - KRASIMIR PETROV  
 NOE SHANS 2013 EOOD  
 PIA MATER OOD  
 BUHALCHETA OOD  
 SOTSIALNI NORMI EOOD  
 ET TEHNOSTROY KATERINA ALEKSANDROVA  
 ELLY & GERRY EOOD  
 GRANDPERANS BULGARIA EOOD  
 SAKSES PRO 2012 EOOD  
 BETREUER OOD  
 PSIHEO EOOD

PAVEL GEORGIEV-85 ET  
 SENEKS EOOD  
 HEPI AYS EOOD  
 BRIEHT ACADSMY EOOD  
 EUROHILFE OOD  
 MEDTRANSVAVTO OOD  
 AGN - CONSULT EOOD  
 NEO VITA STM OOD  
 PASTRI MECHTI EOOD  
 HOSPIS DOVERIE EOOD  
 HIPOKRAT - KT OOD  
 HESTIYA - 2016 EOOD  
 ALIVAL EOOD  
 DETSKO RAZVITIE EOOD  
 VALYA KARADZHOVA EOOD  
 SPPIIK OOD  
 LAVATO EOOD  
 YANIKA 2008 EOOD  
 PIT - 10 EOOD  
 DETSKI CENTAR - VALSHEBNIK EOOD  
 HAND 2 HAND EOOD  
 TALASI EOOD  
 PALIKAROVA EOOD  
 CHASTNA DETSKA GRADINA ANIKA OOD  
 NEUE CHANCE 2015 EOOD  
 DIVENA - GRUP EOOD  
 BARIS-IRIS EOOD  
 SILENA EOOD  
 KOSHERCHE EOOD  
 PPZ EOOD  
 CENTER FOR MATURARION AND GROWTH-AT  
 HOME OOD  
 LIAN 2007 EOOD  
 PLANETA DETSTVO EOOD  
 TERAPEVTICHEN CENTAR SVETULKA 1 EOOD  
 LICHNOSTEN INSTITUT OOD  
 INTER VIZHAN EOOD  
 MEDICOM - SOCIAL OOD  
 VALONIA EOOD  
 IRINA BOIKINOVA - HVARCHILO EOOD  
 HEPI LAYF AT HOUM EOOD  
 DUNDOR EOOD  
 CHASTNA ANGLIYSKA DETSKA GRADINA I YASLA  
 - BILDING BLOKS EOOD  
 SHARENATA KASHTA EOOD  
 LORINA 5 EOOD  
 MLADEZHKA POMOSHET SHUMEN EOOD  
 BG GRIJA EOOD  
 SF MAY 2000 AD  
 IVA LM IVANKA PAMPULOVA ET  
 LIFE WITH NO PAIN EOOD  
 BULTRA EOOD  
 HIGIYA-TSANKOV EOOD  
 MUTI 97 EOOD  
 SLANTSE 2008 EOOD  
 RILSKI IZGREV EOOD  
 KALIOPA 9 OOD  
 OBSHTESTVORCI OOD  
 MAMINATA KASHTA 2 EOOD

PFLEGEHILFE OOD	ET KONSULT E - GOTSA ANGELOVA
MARY DAR EOOD	MOMTRADE RUSE OOD
SKUBAT EOOD	HUMANITY & LONGEVITY OOD
ORHIDEYA SPA EOOD	INSTITUT HIRON EOOD
TLS SVETI NAUM EOOD	UNLIMITED KIDS CARE AD
DARA 13 EOOD	BARBORANCHETA EOOD
BSB-24 OOD	SHARENO DETSTVO OOD
POZITIVNI 365 EOOD	AKADEMIA ZA INTELIGENTNOSTI OOD
MERIMNA OOD	PREVANS EOOD
STASI - CENTAR EOOD	VALINA SKY EOOD
G PRIM EOOD	LOGOEXPERT OOD
RAYMAFUTUR OOD	ETERNA EOOD
ET TOTKA ANGELUTSOVA	VARBOVO KLONCHE-SIN EOOD
VALMONTE EOOD	MALALA OOD
DOMASHNI GRIZHI DIA BURGAS EOOD	ART PRO 20 EOOD
LIDEYA YURAP EOOD	ET ANALITIKA - LENA LALCHEVA
DANIBEL 2014 EOOD	AK 14 EOOD
SUPER CHOYS EOOD	TSKA 93 EOOD
ET HRISI 13 - HRISTINA GAYDARSKA	BONI-MES-BOJANKA GEORGIEVA ET
PCAS OOD	ZVEZDEN VODOPAD EOOD
ET TSENTAR ZA PSIHOLOGICHESKA POMOSHT PSIHOTERAPIYA I SEBEUSAVARSHENSTVANE ZLATINA MIHAYLOVA	GARU-GARU OOD
KRISTANITA EOOD	NOVA FYUCHAR OOD
VIKIS M OOD	SOCIOMED CONSULTING EOOD
ET LEYLA-PETYA KRUMOVA	A.S. - CONSULT EOOD
PRIVATE KINDERGARTEN GERMANI BG EAD	ARCOIRIS NB EOOD
INFANSIYA OOD	ARIADNE PSI OOD
SENIOREN 24N EOOD	TRUDOVO - LECHEBNO STOPANSTVO EOOD
ET GERGANI YASHEVA	VITALIS RUSE AD
MAYA V.K.L. EOOD	RONTINA 3 EOOD
IVAN FARTUNOV EOOD	MEDIKRAFT BULGARIA EOOD
SONIK START OOD	KINDERHAUS EOOD
NEW ASSISTANS EOOD	GENUS 66 EOOD
KRISTANITA 2 EOOD	EOOD SIYANA-06
MILEA 77 EOOD	DOMA EOOD
BEGONIYA REKS EOOD	
MIA KONSULT 3 OOD	
SLANCHEV DOM 2011 EOOD	
VIR HELFEN-24 EOOD	
MEDIKOM SOTSIAL PLYUS EOOD	
PROFEE 24 STD. GMBH EOOD	
CHASTNA DETSKA GRADINA DETSKA AKADEMIA OOD	
VURDIGES ALTERN EOOD	
KRINI-82 EOOD	
ET GERENSKA-ALEKSANDRA GERENSKA	
ZVEZDICHKO EOOD	
ET LEMUR - PETAR PETROV	
SINGAL SIKRET EOOD	
SI - GRUP 7 EOOD	
DORADO 121 OOD	
BOKRIDA EOOD	
VALEN MONTESSORI EOOD	
FIZIOTSENTAR OOD	
ANIMA - KOUCH EOOD	
KADJI EOOD	
MM KOMFORT-SARVIZ EOOD	
PROFIASIST EOOD	
MEDIA LINKS OOD	
ELERIN 2000 EOOD	
BILDING M EOOD	
TSENTAR ZA SOTSIALNI DEYNOSTI ANGELOVI EOOD	
PALECHKO I MALECHKA EOOD	
ET MAYKA TEREZA - NINA TONCHEVA	
PAPILON EOOD	

# Do not hesitate to contact us

We'd be glad to discuss our services or your project in detail and help you come up with a solution.

Email us at [consulting@seenews.com](mailto:consulting@seenews.com)

Call us on **+359 2 80 12 630**

Live chat available at SeeNews.com

## Disclaimer

Whilst the information contained in this industry report has been given in good faith and every effort has been made to ensure its accuracy, SeeNews cannot guarantee the accuracy of this information and hereby expressly disclaims any responsibility for error, mis-interpretation and any and all loss, disappointment, negligence or damage caused by reliance on the information contained in the industry report or any failure or alleged failure in the delivery of the Service referred to herein, or in the event of bankruptcy, liquidation or cessation of trade in any company, individual or firm referred to herein. Confirmation of the information accuracy should be sought from the establishments concerned. Unless otherwise stated, the copyrights and any other rights in all material on this site are owned by SeeNews. Use of this industry report is provided by SeeNews subject to the following Terms and Conditions:

1. Use of this industry report constitutes your acceptance of these Terms and Conditions which take effect when you first use this industry report. SeeNews reserves the right to change these terms and conditions at any time by posting changes online. You are responsible for reviewing regularly information posted online to obtain timely notice of such changes. Your continued use of the industry report after changes are posted constitutes your acceptance of this agreement.

2. Neither SeeNews nor other related parties, whilst endeavouring to provide 24/7 availability, will be held liable if for any reason the industry report is unavailable at any time.

3. Access to this industry report may be suspended temporarily or permanently and without notice.

4. Whilst SeeNews endeavours to ensure that the information on this site is correct and up-to-date, no warranty, express or implied, is given as to its accuracy and SeeNews does not accept any liability for error or omission.

5. Part of this industry report contains materials submitted to SeeNews by third parties. Third parties are responsible for ensuring that materials submitted for inclusion on this industry report complies with national and relevant international law. SeeNews can not guarantee the accuracy of this material and hereby expressly disclaims any responsibility for error, omission or inaccuracy in the

material, misinterpretation and any all loss, disappointment, negligence or damage caused by reliance on the information contained in the industry report or any failure or alleged failure in the delivery of the services referred to herein, or in the event of bankruptcy, liquidation or cessation of trade of any company, individual or firm referred to herein. Confirmation of the information accuracy should be sought from the establishments concerned or from SeeNews upon explicit request.

6. SeeNews shall not be liable for any damages (including, without limitation, damages for loss of business or loss of profits) arising in contract, tort or otherwise from the use of or inability to use this industry report, or any data contained in it, or from any action or decision taken as a result of using this industry report or any such information.

7. SeeNews accepts no responsibility for the content of any site to which a hypertext link from this industry report exists. Such links are provided for your convenience on an "as is" and "as available" basis with no warranty, express or implied, for the information provided within them.

8. If any of these terms should be determined to be illegal, invalid or otherwise unenforceable by reason of the laws of any state or country in which these terms are intended to be effective, then to the extent and within the jurisdiction in which that term is illegal, invalid or enforceable, it shall be severed and deleted from the clause concerned and the remaining terms and conditions shall remain in full force and effect and continue to be binding and enforceable.

9. By accessing and reading any part of this industry report, you should have accepted these Terms in full.

All rights reserved. Downloads and print extracts of SeeNews are allowed for personal and non-commercial use only. Re-publication or redistribution of content, including by framing, is strictly prohibited without the prior written consent of SeeNews Ltd., Sofia, Bulgaria.