

SeeNews

Business Intelligence
for Southeast Europe



Industry Report

Social work activities without
accommodation

2017

BULGARIA

seenews.com/reports

CONTENTS

I. KEY INDICATORS

II. INTRODUCTION

III. REVENUES

IV. EXPENSES

V. PROFITABILITY

VI. EMPLOYMENT

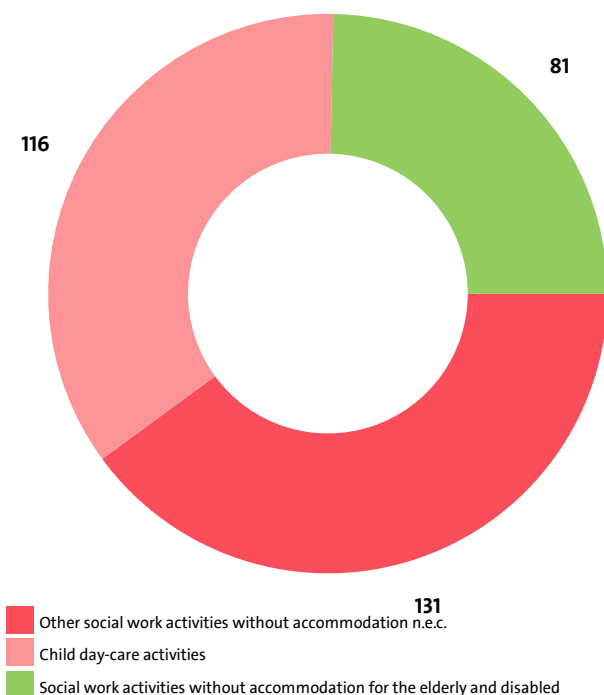
I. KEY INDICATORS

- The Social work activities without accommodation industry in Bulgaria was represented by 328 companies at the end of 2017, compared to 324 in the previous year and 303 in 2015.
- The industry's net profit amounted to BGN 3,860,000 in 2017.
- The industry's total revenue was BGN 51,781,000 in 2017, up by 2.62% compared to the previous year.
- The combined costs of the companies in the Social work activities without accommodation industry reached BGN 47,349,000 in 2017, up by 2.78% year-on-year.
- The industry's total revenue makes up 0.05% to the country's Gross domestic product (GDP) in 2017, compared to 0.05% for 2016 and 0.04% in 2015.
- A total of 1,538 people were employed in the Social work activities without accommodation industry in 2017, compared to 1,375 in 2016 and 1,198 in 2015.
- Most of the companies in the industry are based in Sofia, followed by Varna and Burgas.

II. INTRODUCTION

In 2017 the companies in the Social work activities without accommodation industry numbered 328, distributed in 3 sectors.

INDUSTRY STRUCTURE BY SECTORS AND NUMBER OF COMPANIES



In 2016 there were a total of 324 companies operating in the

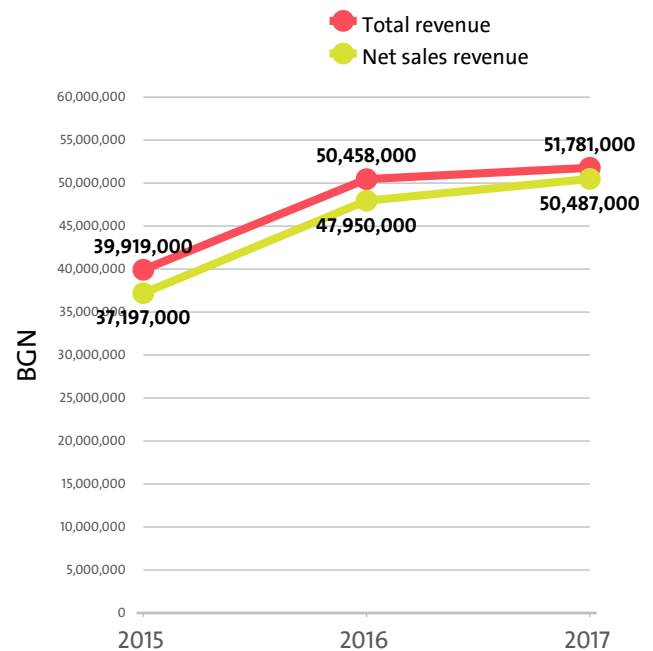
industry. In 2015 their number totalled 303.

NUMBER OF COMPANIES IN SOCIAL WORK ACTIVITIES WITHOUT ACCOMMODATION INDUSTRY BY SECTORS

SECTOR	2017	2016	2015
OTHER SOCIAL WORK ACTIVITIES WITHOUT ACCOMMODATION N.E.C.	131	126	120
CHILD DAY-CARE ACTIVITIES	116	111	106
SOCIAL WORK ACTIVITIES WITHOUT ACCOMMODATION FOR THE ELDERLY AND DISABLED	81	87	77

III. REVENUES

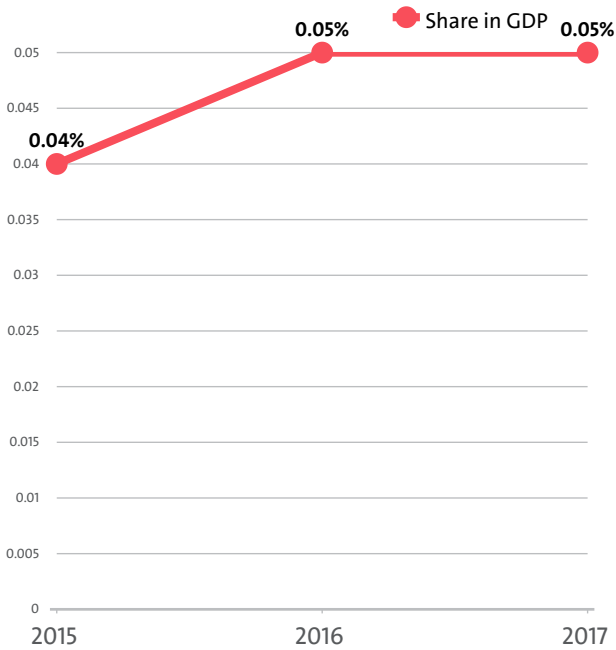
The total revenue in the industry was BGN 51,781,000 in 2017, BGN 50,458,000 in 2016 and 39,919,000 in 2015.



The companies in the Social work activities without accommodation market of Bulgaria earned combined net sales revenues of BGN 50,487,000 in 2017.

In annual terms, sales marked an increase of 5.29% compared to 2016. In comparison to 2015 they grew by 35.73%. In 2016 sales grew by 28.91% year-on-year.

The Social work activities without accommodation industry total revenue make up 0.05% to the country's GDP in 2017, compared to 0.05% for 2016 and 0.04% in 2015.



In 2017 the Social work activities without accommodation industry contributed to GDP BGN 42,414,000 in Gross value added (GVA) accounting for 0.02% of the total for the country's economy.

In the previous year, the industry's GVA amounted BGN 36,216,000, accounting for 0.02% of the total for the country in 2016. In 2015 the GVA of the Social work activities without accommodation was BGN 29,214,000, or 0.02% of the GVA for the country's economy.

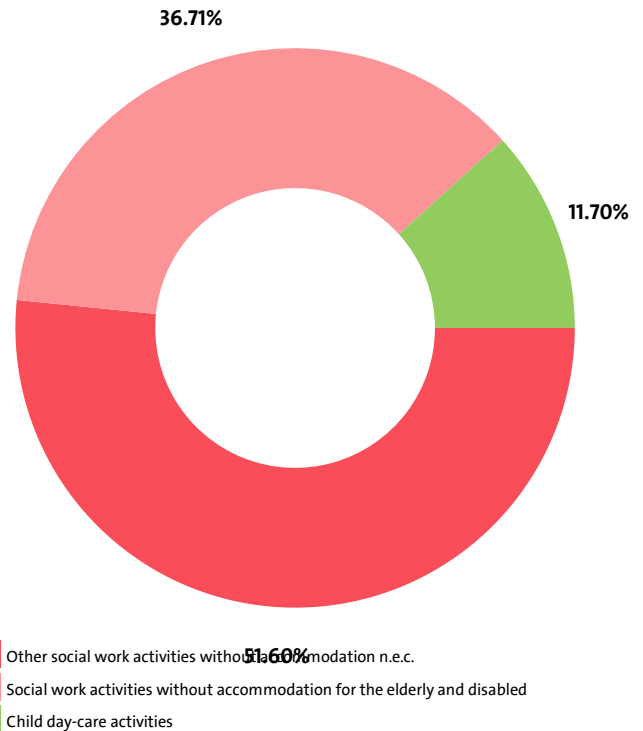
GVA BY SECTORS

RANK	SECTOR	BGN	SHARE OF THE COUNTRY'S GVA (%)
1	OTHER SOCIAL WORK ACTIVITIES WITHOUT ACCOMMODATION N.E.C.	21,098,000	0.01
2	SOCIAL WORK ACTIVITIES WITHOUT ACCOMMODATION FOR THE ELDERLY AND DISABLED	15,697,000	0.01
3	CHILD DAY-CARE ACTIVITIES	5,619,000	0.00

We expect, based on the trend in the last three years, the total revenue of the Social work activities without accommodation industry to change at a compound annual growth rate (CAGR) of 13.89% in 2018.

Other social work activities without accommodation n.e.c. contributed net sales revenue of BGN 26,049,000 or 51.60% of the total net sales in the industry, sector Social work activities without accommodation for the elderly and disabled - BGN 18,533,000 (36.71%), and sector Child day-care activities - BGN 5,905,000 (11.70%).

INDUSTRY'S NET SALES REVENUE STRUCTURE BY SECTORS



The highest growth, of 27.42%, was recorded by Social work activities without accommodation for the elderly and disabled, while Other social work activities without accommodation n.e.c. registered the sharpest decline, of 8.85%.

TOP COMPANIES' REVENUE BY SECTORS

SEGMENT	COMPANY	TOTAL REVENUE (BGN)	NET SALES REVENUE (BGN)
CHILD DAY-CARE ACTIVITIES			
	AVS DETSKI TSENTAR OOD	1,034,000	1,034,000
	PRIVATE MONTESSORI KINDERGARTEN OTKRIVATEL OOD	796,000	795,000
	PRIVATE KINDERGARTEN GERMANI BG EAD	634,000	573,000
OTHER SOCIAL WORK ACTIVITIES WITHOUT ACCOMMODATION N.E.C.			
	PROFIASIST EOOD	2,707,000	2,659,000
	PROFIASIST 24 7 EOOD	2,610,000	2,580,000
	TSKA 93 EOOD	2,449,000	2,449,000
SOCIAL WORK ACTIVITIES WITHOUT ACCOMMODATION FOR THE ELDERLY AND DISABLED			
	ASISTENT-24 EOOD	3,686,000	3,175,000
	PFLEGE CONNECT EOOD	2,147,000	2,147,000
	MOLENBURG EOOD	1,643,000	1,622,000

The top 10 companies in terms of total revenue in Social work activities without accommodation accounted for 44.20% of the industry's total in 2017, 53.68% in 2016 and 56.00% in 2015.

TOP 10 COMPANIES BY TOTAL AND NET SALES REVENUE IN THE INDUSTRY

RANK	COMPANY	TOTAL REVENUE (BGN)	NET SALE REVENUE (BGN)
1	ASISTENT-24 EOOD	3,686,000	3,175,000
2	PROFIASIST EOOD	2,707,000	2,659,000
3	PROFIASSIST 24 7 EOOD	2,610,000	2,580,000
4	TSKA 93 EOOD	2,449,000	2,449,000
5	ARBEITSVERMITTLUNG EU PERSONAL SOFIA GMBH EOOD	2,189,000	2,189,000
6	PFLEGE CONNECT EOOD	2,147,000	2,147,000
7	PCAS OOD	1,830,000	1,830,000
8	BSB-24 OOD	1,830,000	1,830,000
9	MOMTRADE RUSE OOD	1,796,000	1,794,000
10	MOLENBURG EOOD	1,643,000	1,622,000

The total revenues of the top 10 companies in the Social work activities without accommodation were 0.02% of GDP in 2017, compared to 0.03% for 2016 and 0.03% in 2015.

The top 10 by assets in the Social work activities without accommodation industry made up BGN 13,412,000, or 26.57% of the total net sales revenue.

TOP 10 BY TOTAL ASSETS IN THE INDUSTRY

RANK	COMPANY	BGN
1	WONDER VALLEY OOD	2,855,000
2	MLADEZHKA POMOSHT SHUMEN EOOD	1,548,000
3	TRUDOVO - LECHEBNO STOPANSTVO EOOD	1,332,000
4	HEPI AYS EOOD	1,231,000
5	PROFIASIST EOOD	1,155,000
6	MLADEZHKO RAZVITIE I ZAKRILA EOOD	990,000
7	MOLENBURG EOOD	873,000
8	PROFIASSIST 24 7 EOOD	798,000
9	B - BETREUER OOD	691,000
10	ASISTENT-24 EOOD	664,000

TOP 10 COMPANIES WITH HIGHEST ANNUAL GROWTH IN OPERATING REVENUE IN SOCIAL WORK ACTIVITIES WITHOUT ACCOMMODATION

RANK	COMPANY	Y/Y GROWTH
1	PFLEGE CONNECT EOOD	12529.41%
2	PROFEE 24 STD. GMBH EOOD	4300.00%
3	CASITA PARK EOOD	1500.00%
4	MEDIKRAFT BULGARIA EOOD	1325.00%
5	KALIVA-VP EOOD	1214.71%
6	RENATO GROUP OOD	1137.78%
7	KINDERHAUS EOOD	1000.00%
8	ALTENPFLEGE - ELI PALAKARCHEVA ET	991.30%
9	BOKRIDA EOOD	900.00%
10	NEUE CHANCE 2015 EOOD	845.45%

TOP 10 COMPANIES BY TOTAL REVENUE IN THE MARKET CHILD DAY-CARE ACTIVITIES WERE:

COMPANY	BGN
AVS DETSKI TSENTAR OOD	1,034,000
PRIVATE MONTESSORI KINDERGARTEN OTKRIVATEL OOD	796,000
PRIVATE KINDERGARTEN GERMANI BG EAD	634,000
DOMA EOOD	214,000
CHASTNA DETSKA GRADINA SLAVEYCHE EOOD	213,000
CHASTNA DETSKA GRADINA DETSKA AKADEMIA OOD	192,000
CHASTNA DETSKA GRADINA PRIATELSKA KASHTA EOOD	150,000

ANN-MARY 2010 EOOD	106,000
KINDERHAUS EOOD	99,000
CHASTNA DETSKA GRADINA ESPA EOOD	95,000

The 10 largest companies in terms of total revenue in sector Child day-care activities earned total revenue of BGN 3,533,000 and accounted for 6.82% of the industry's total revenue.

TOP 10 COMPANIES BY TOTAL REVENUE IN THE FIELD OTHER SOCIAL WORK ACTIVITIES WITHOUT ACCOMMODATION N.E.C.

WERE:

COMPANY	BGN
PROFIASIST EOOD	2,707,000
PROFIASSIST 24 7 EOOD	2,610,000
TSKA 93 EOOD	2,449,000
ARBEITSVERMITTLUNG EU PERSONAL SOFIA GMBH EOOD	2,189,000
PCAS OOD	1,830,000
BSB-24 OOD	1,830,000
MOMTRADE RUSE OOD	1,796,000
MLADEZHKO RAZVITIE I ZAKRILA EOOD	1,311,000
BETREUER OOD	1,038,000
LEYDI SUIT EOOD	846,000

The 10 largest companies in terms of total revenue in sector Other social work activities without accommodation n.e.c. earned total revenue of BGN 18,606,000 and accounted for 35.93% of the industry's total revenue.

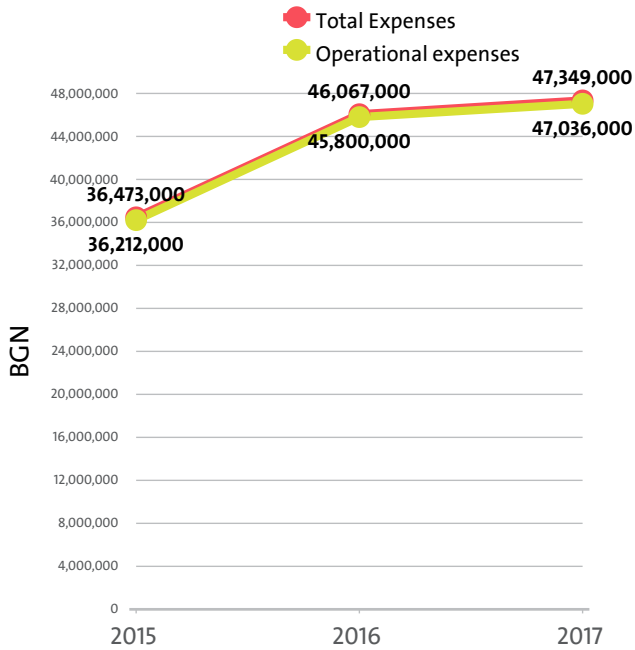
TOP 10 COMPANIES BY TOTAL REVENUE IN THE INDUSTRY SOCIAL WORK ACTIVITIES WITHOUT ACCOMMODATION FOR THE ELDERLY AND DISABLED WERE:

COMPANY	BGN
ASISTENT-24 EOOD	3,686,000
PFLEGE CONNECT EOOD	2,147,000
MOLENBURG EOOD	1,643,000
EURO PERSONAL SERVICE 2 EOOD	1,337,000
B - BETREUER OOD	1,124,000
PACHKOV GROUP EOOD	1,094,000
MOLENBURG 2016 EOOD	807,000
ANTO-AN BG EOOD	773,000
VELEVI OOD	762,000
MEDATIO EOOD	646,000

The 10 largest companies in terms of total revenue in sector Social work activities without accommodation for the elderly and disabled earned total revenue of BGN 14,019,000 and accounted for 27.07% of the industry's total revenue.

IV. EXPENSES

The combined costs of the companies in the Social work activities without accommodation industry reached BGN 47,349,000 in 2017.



In annual terms, total expenses increased by 2.78% compared to 2016 and went up by 29.82% in comparison to 2015.

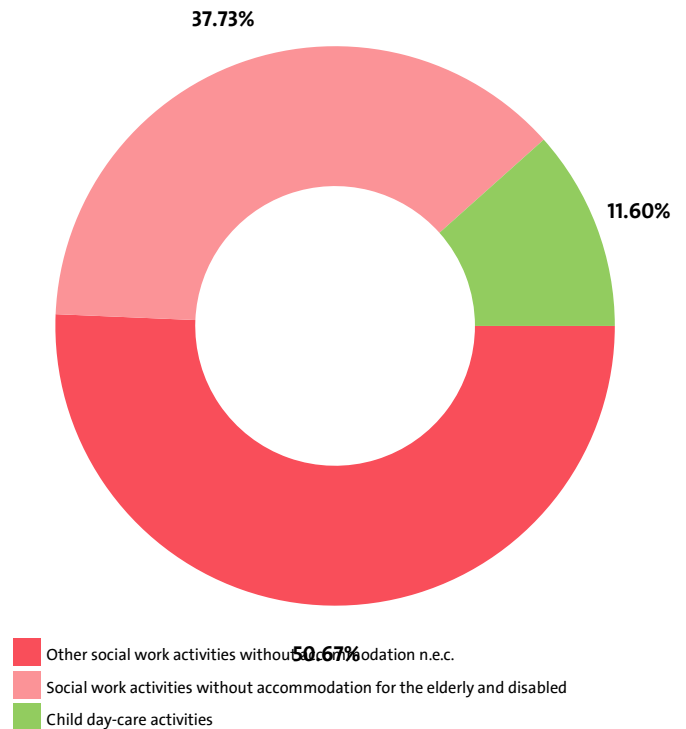
The total operating expenses of the companies in the Social work activities without accommodation industry were BGN 47,036,000 in 2017.

Operating costs increased by 2.70% compared with the previous year and rose by 29.89% when compared to 2015.

We expect, based on the trend in the last three years, the total costs of the Social work activities without accommodation industry to change at a compound annual growth rate (CAGR) of 13.94% in 2018.

Other social work activities without accommodation n.e.c. reported the highest total costs, of BGN 23,990,000, followed by Social work activities without accommodation for the elderly and disabled with BGN 17,866,000 and Child day-care activities with total costs of BGN 5,493,000.

INDUSTRY'S TOTAL COSTS STRUCTURE BY SECTORS

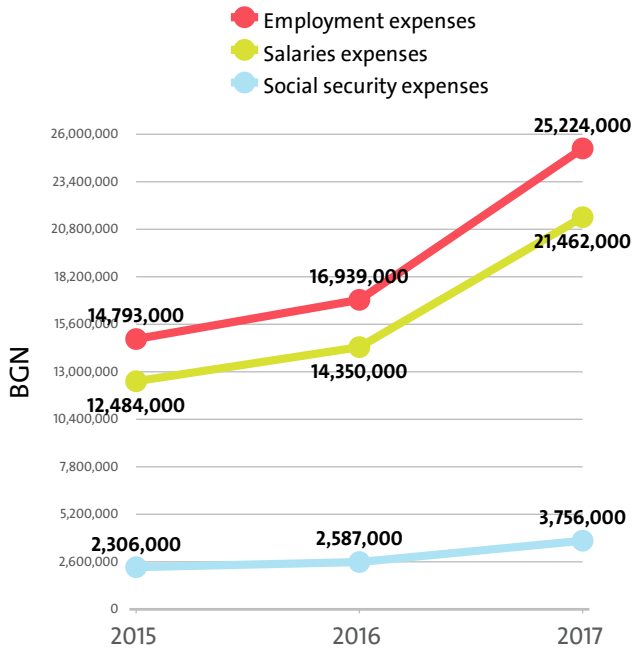


Social work activities without accommodation for the elderly and disabled marked the highest annual rise in total expenses, of 22.34%, while total expenses fell the most, by 10.49%, for Other social work activities without accommodation n.e.c..

In terms of operating expenses, the highest growth, of 22.11%, was recorded by the Social work activities without accommodation for the elderly and disabled sector. The sharpest drop was posted by Other social work activities without accommodation n.e.c. - 10.61%.

The biggest spenders in the industry, with costs of over 10% of industry's costs, numbered 32, including VELEVI OOD, WONDER VALLEY OOD, ARBEITSVERMITTLUNG EU PERSONAL SOFIA GMBH EOOD, EURO PERSONAL SERVICE 2 EOOD, AVS DETSKI TSENTAR OOD. The medium spenders, or those in the 5% and 10% range count 12 and include BVE BULGARIA EOOD, ALTENPFLEGE - ELI PALAKARCHEVA ET, NEUE CHANCE EOOD, KALIVA-VP EOOD, M58 EOOD. Below 5% threshold are 284 companies, including INSTITUT PO SOTSIALNI DEYNOSTI I PRAKTIKI EOOD, ARIGATA BULGARIA EOOD, RIKHS EOOD, KV KIDS EOOD, MALAK GRADSKI PSIHOLOGICHESKI TSENTAR EOOD.

Employment expenses in the Social work activities without accommodation industry rose by 48.91% on the year to BGN 25,224,000 in 2017.



The highest growth in labour costs, of 54.91%, was registered by Other social work activities without accommodation n.e.c..

The monthly costs per employee in the Social work activities without accommodation industry averaged BGN 1,367 in 2017, BGN 1,027 in 2016 and BGN 1,029 in 2015.

The monthly social security costs per employee in the industry averaged BGN 204 in 2017, versus BGN 157 in 2016 and BGN 160 in 2015.

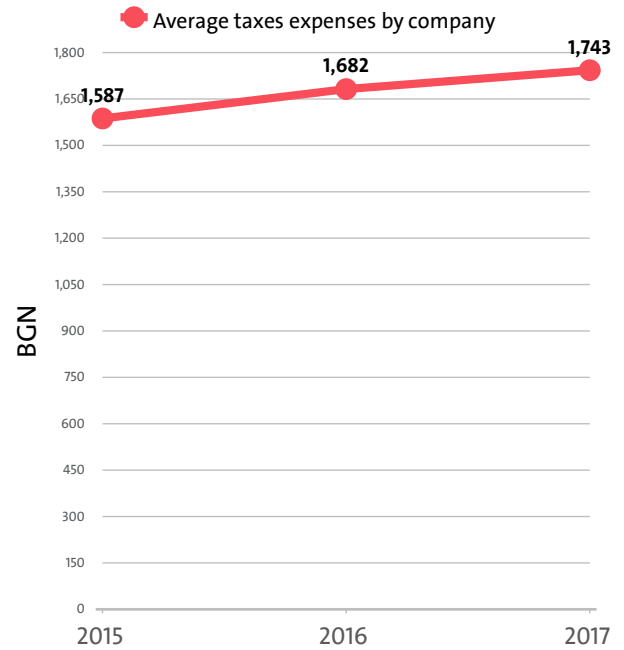
EMPLOYMENT EXPENSES IN SOCIAL WORK ACTIVITIES WITHOUT ACCOMMODATION BY SECTORS IN 2017

RANK	SECTOR	EMPLOYMENT EXPENSES (BGN)	AVERAGE EXPENSES PER EMPLOYEE (BGN)
1	OTHER SOCIAL WORK ACTIVITIES WITHOUT ACCOMMODATION N.E.C.	12,661,000	15,037
2	SOCIAL WORK ACTIVITIES WITHOUT ACCOMMODATION FOR THE ELDERLY AND DISABLED	10,286,000	23,865
3	CHILD DAY-CARE ACTIVITIES	2,277,000	8,592

THE TOP 10 COMPANIES BY AVERAGE MONTHLY COSTS PER EMPLOYEE IN THE INDUSTRY

RANK	COMPANY	BGN
1	MERIMNA OOD	4,250
2	LAVATO EOOD	4,136
3	ASISTENT-24 EOOD	3,610
4	MOLENBURG EOOD	2,954
5	HEPI LAYF AT HOUM EOOD	2,917
6	EURO PERSONAL SERVICE 2 EOOD	2,910
7	MOLENBURG 2016 EOOD	2,688
8	ANTO-AN BG EOOD	2,474
9	MEDIKRAFT BULGARIA EOOD	2,444
10	PACHKOV GROUP EOOD	2,433

The industry's tax expenses stood at BGN 572,000 in 2017. In 2016 it paid taxes of BGN 545,000. In 2015 the industry paid BGN 481,000 in taxes.

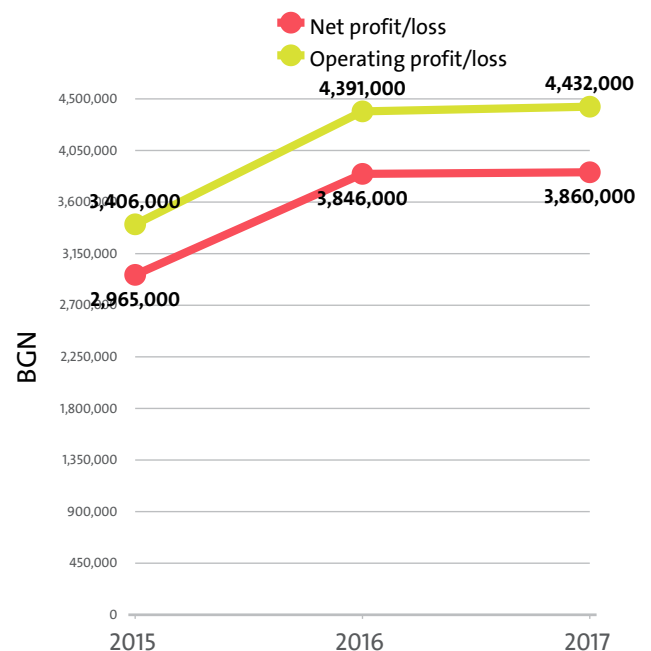


EXPENSES ON TAXES BY SECTORS

RANK	SECTOR	BGN	Y/Y CHANGE
1	OTHER SOCIAL WORK ACTIVITIES WITHOUT ACCOMMODATION N.E.C.	385,000	31.85%
2	SOCIAL WORK ACTIVITIES WITHOUT ACCOMMODATION FOR THE ELDERLY AND DISABLED	121,000	-39.50%
3	CHILD DAY-CARE ACTIVITIES	66,000	24.53%

V. PROFITABILITY

The industry's net profit amounted to BGN 3,860,000 in 2017, compared to a net profit of BGN 3,846,000 in 2016 and a net profit of BGN 2,965,000 in 2015.



TOP 10 COMPANIES BY HIGHEST NET PROFIT IN SOCIAL WORK ACTIVITIES WITHOUT ACCOMMODATION

RANK	COMPANY	BGN
1	MLADEZHKO RAZVITIE I ZAKRILA EOOD	855,000
2	B - BETREUER OOD	572,000
3	MLADEZHKA POMOSHT SHUMEN EOOD	506,000
4	PROFIASIST 24 7 EOOD	388,000
5	PROFIASIST EOOD	275,000
6	AVS DETSKI TSENTAR OOD	251,000
7	PCAS OOD	242,000
8	BSB-24 OOD	225,000
9	ANTO-AN BG EOOD	222,000
10	MOLENBURG 2016 EOOD	159,000

TOP COMPANIES BY HIGHEST NET LOSS IN SOCIAL WORK ACTIVITIES WITHOUT ACCOMMODATION

RANK	COMPANY	BGN
1	WONDER VALLEY OOD	572,000
2	ALTENPFLEGE EOOD	540,000
3	LAVATO EOOD	135,000
4	BETREUER OOD	127,000
5	SHANKOVA STROY KOMERS EOOD	97,000

The combined operating earnings of the companies in the Social work activities without accommodation industry increased by 0.93% y/y to BGN 4,432,000 in 2017.

OPERATING PROFIT/LOSS BY SECTORS (BGN)

SECTOR	2017	2016	2015
OTHER SOCIAL WORK ACTIVITIES WITHOUT ACCOMMODATION N.E.C.	2,424,000	2,225,000	2,095,000
SOCIAL WORK ACTIVITIES WITHOUT ACCOMMODATION FOR THE ELDERLY AND DISABLED	1,505,000	1,948,000	1,212,000
CHILD DAY-CARE ACTIVITIES	503,000	218,000	99,000

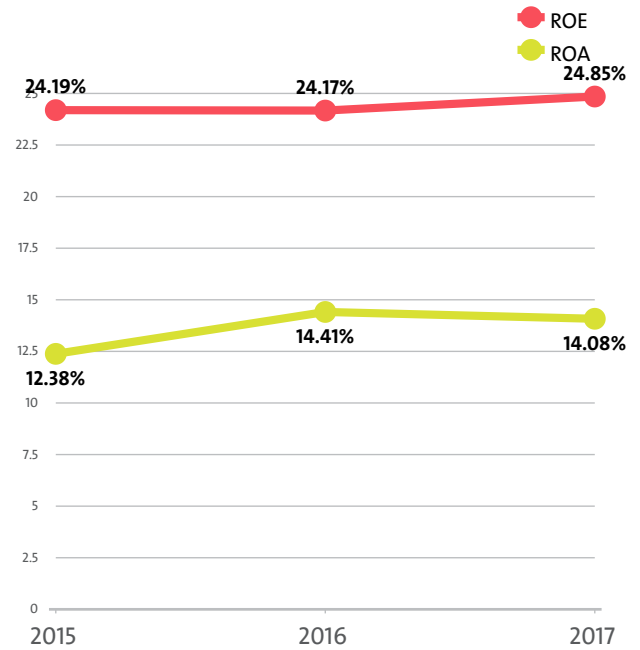
The profit margin for the Social work activities without accommodation industry stood at 8.65% in 2017, while in 2016 it amounted to 9.02% and 8.90% in 2015.

PROFIT MARGIN BY SECTORS

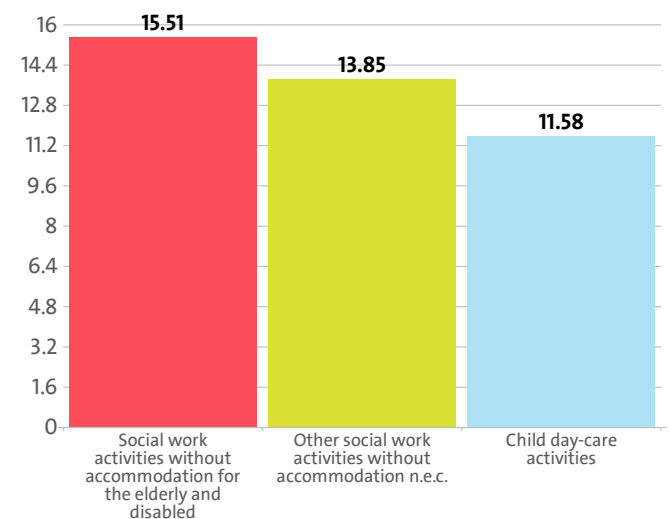
RANK	SECTOR	PROFIT MARGIN
1	OTHER SOCIAL WORK ACTIVITIES WITHOUT ACCOMMODATION N.E.C.	9.19%
2	CHILD DAY-CARE ACTIVITIES	8.39%
3	SOCIAL WORK ACTIVITIES WITHOUT ACCOMMODATION FOR THE ELDERLY AND DISABLED	7.99%

The Social work activities without accommodation industry's return on equity (ROE) is 24.85% compared to 24.17% in 2016 and 24.19% in 2015.

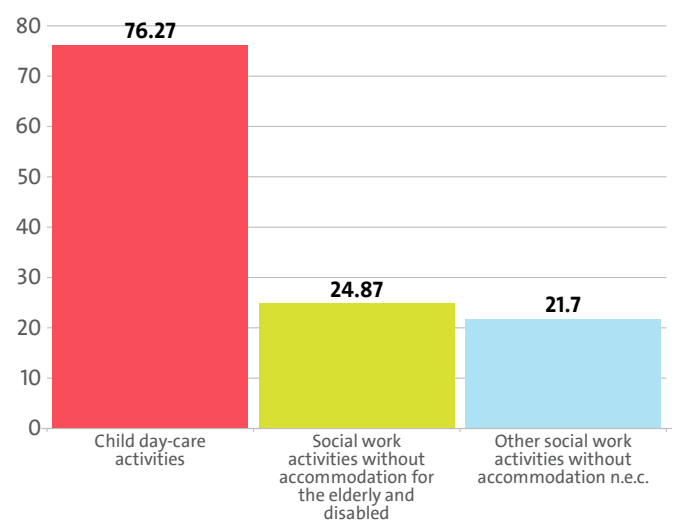
The Social work activities without accommodation's return on assets (ROA) was 14.08%, while in 2016 it amounted to 14.41% and 12.38% in 2015.



LEADING INDUSTRY'S SECTORS BY ROA



LEADING INDUSTRY'S SECTORS BY ROE



TOP 10 COMPANIES BY HIGHEST AVERAGE NET PROFIT PER EMPLOYEE IN SOCIAL WORK ACTIVITIES WITHOUT ACCOMMODATION

RANK	COMPANY	BGN	COMPANY HEADQUARTERS (CITY)
1	M58 EOOD	116,000	PERNIK
2	NEUE CHANCE 2015 EOOD	56,000	BURGAS
3	HEPI LAYF AT HOUM EOOD	32,000	SOFIA
4	VALMONTE EOOD	32,000	PLOVDIV
5	KIARA - A - R - V EOOD	30,000	SOFIA
6	AVICENA - D EOOD	26,000	BURGAS
7	KALIVA-VP EOOD	25,667	VARNA
8	PLAM MEDIKAL EOOD	24,000	PERNIK
9	MLADEZHKO RAZVITIE I ZAKRILA EOOD	20,854	SHUMEN
10	MLADEZHKA POMOSHT SHUMEN EOOD	18,741	SHUMEN

About 20.00% of the 10 leading companies in terms of net profit per employee are located in SHUMEN, while 20.00% are SOFIA-based and 20.00% are headquartered in BURGAS.

The average net sales revenue per employee in the Social work activities without accommodation industry amounted to BGN 32,826 in 2017, down by 5.87% compared to 2016 and up by 5.72% compared to 2015.

The industry's average operating revenue per employee fell by 5.92% year-on-year in 2017 to BGN 33,302. It grew by 4.23% compared to 2015.

The Social work activities without accommodation industry generated an average BGN 33,668 in total revenue per employee. In 2016 and 2015 the figure was BGN 36,697 and BGN 33,321, respectively.

The average total revenue per company in the Social work activities without accommodation industry went up to BGN 157,869 in 2017 from BGN 155,735 in 2016. The 2015 value was BGN 131,746.

A company in the Social work activities without accommodation field made on average a net sales revenue of BGN 153,924 in 2017, compared to BGN 147,994 in 2016 and BGN 122,762 in 2015.

The Social work activities without accommodation industry made 0.02% of the overall sales country-wide.

Operating profit per employee for the industry as a whole was BGN 2,882 in 2017. For comparison in 2016 it amounted to BGN 3,193 and BGN 3,193 in 2015.

THE TOP BY OPERATIONAL PROFIT PER EMPLOYEE IN SOCIAL WORK ACTIVITIES WITHOUT ACCOMMODATION

RANK	COMPANY	BGN
1	M58 EOOD	116,000
2	NEUE CHANCE 2015 EOOD	62,000
3	VALMONTE EOOD	36,000
4	HEPI LAYF AT HOUM EOOD	35,000
5	KIARA - A - R - V EOOD	34,000

TOP 10 COMPANIES WITH HIGHEST CORRELATION OPERATING REVENUE - NUMBER OF EMPLOYEES - EMPLOYMENT EXPENSES*

RANK	COMPANY NAME	CORRELATION (BGN)
1	M58 EOOD	305,000
2	PLAM MEDIKAL EOOD	191,000
3	DOMASHNI GRIZHI DIA BURGAS EOOD	116,000
4	ALTENPFLEGE - ELI PALAKARCHEVA ET	105,000
5	NEUE CHANCE 2015 EOOD	89,000
6	NEO VITA STM OOD	84,000
7	MERIMNA OOD	76,000
8	AVICENA - D EOOD	75,000
9	LACHEZAR DANKOV ET	64,500
10	STEXSIM - STEFAN KALVACHEV ET	52,333

*The correlation is calculated by subtracting the quotient of the operating profit, and the employment expenses to the number of employees.

AVERAGE REVENUES PER EMPLOYEE IN SOCIAL WORK ACTIVITIES WITHOUT ACCOMMODATION IN 2017

SECTOR	AVERAGE NET SALES REVENUE (BGN)	AVERAGE OPERATING REVENUE (BGN)	AVERAGE TOTAL REVENUE (BGN)	NUMBER OF EMPLOYEES
CHILD DAY-CARE ACTIVITIES	22,283	22,626	22,626	265
OTHER SOCIAL WORK ACTIVITIES WITHOUT ACCOMMODATION N.E.C.	30,937	31,328	31,371	842
SOCIAL WORK ACTIVITIES WITHOUT ACCOMMODATION FOR THE ELDERLY AND DISABLED	43,000	43,722	44,944	431

AVERAGE REVENUE PER COMPANY IN SOCIAL WORK ACTIVITIES WITHOUT ACCOMMODATION IN 2017

SECTOR	AVERAGE NET SALES REVENUE (BGN)	AVERAGE OPERATING REVENUE (BGN)	AVERAGE TOTAL REVENUE (BGN)	NUMBER OF COMPANIES
SOCIAL WORK ACTIVITIES WITHOUT ACCOMMODATION FOR THE ELDERLY AND DISABLED	228,802	232,642	239,148	81
OTHER SOCIAL WORK ACTIVITIES WITHOUT ACCOMMODATION N.E.C.	198,847	201,359	201,634	131
CHILD DAY-CARE ACTIVITIES	50,905	51,690	51,690	116

The total indebtedness of the companies in the Social work activities without accommodation industry was BGN 11,367,000 versus BGN 10,426,000 a year ago. In 2015 the industry's indebtedness totalled BGN 10,256,000.

INDUSTRY'S INDEBTEDNESS BY SECTORS (BGN)

SECTOR	2017	2016	2015
OTHER SOCIAL WORK ACTIVITIES WITHOUT ACCOMMODATION N.E.C.	5,119,000	5,818,000	5,181,000
SOCIAL WORK ACTIVITIES WITHOUT ACCOMMODATION FOR THE ELDERLY AND DISABLED	3,305,000	2,403,000	3,029,000
CHILD DAY-CARE ACTIVITIES	2,943,000	2,205,000	2,046,000

Debt-to-assets ratio of the companies in the industry is 0.41 in 2017. It was 0.39 in 2016 and 0.43 in 2015.

According to market experts, the greatest impact on the development of the Social work activities without accommodation industry has net sales revenue from services. In 2017 it stood at BGN 48,161,000, according to the financial statements of the companies in the industry. In 2016 the figure was BGN 45,283,000 and BGN 35,862,000 in 2015.

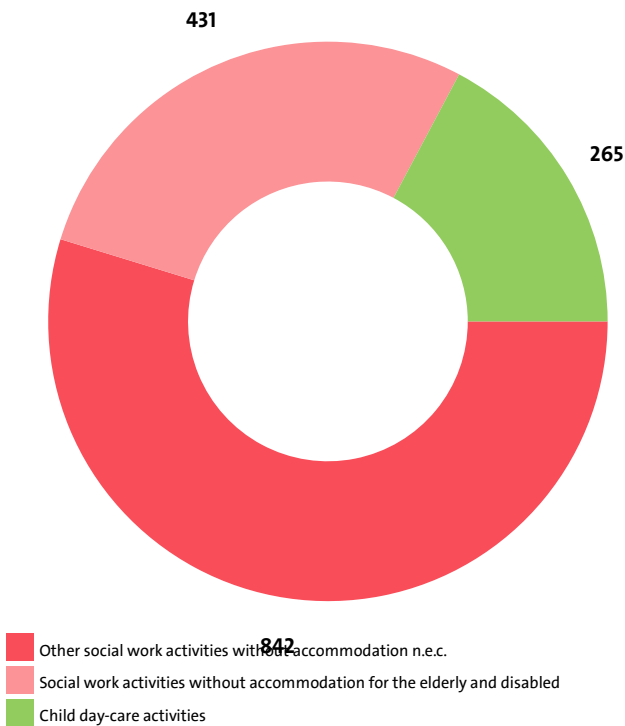
VI. EMPLOYMENT

A total of 1,538 people were employed in the Social work activities without accommodation sector at the end of 2017, compared to 1,375 in 2016 and 1,198 in 2015.

NUMBER OF EMPLOYEES BY INDUSTRY SECTORS

SECTOR	NUMBER	SHARE OF INDUSTRY TOTAL
OTHER SOCIAL WORK ACTIVITIES WITHOUT ACCOMMODATION N.E.C.	842	54.75%
SOCIAL WORK ACTIVITIES WITHOUT ACCOMMODATION FOR THE ELDERLY AND DISABLED	431	28.02%
CHILD DAY-CARE ACTIVITIES	265	17.23%

ALLOCATION OF EMPLOYEES BY INDUSTRY'S SECTORS



The analysis on companies' sizes by the number of employees, shows that 182 firms have less than 50 employees*, 8 have between 50 and 250 employees*.

* Companies without data in the number of employees at end of the year are not taken into consideration.

The employees of the leading 10 companies when it comes to numbers make up 36.15% of the workforce in the industry in 2017.

TOP 10 FIRMS BY SHARE IN INDUSTRY'S TOTAL NUMBER OF EMPLOYEES

RANK	COMPANY	NUMBER OF EMPLOYEES	SHARE
1	PROFIASIST EOOD	83	5.40%
2	MOMTRADE RUSE OOD	60	3.90%
3	PROFIASSIST 24 7 EOOD	55	3.58%
4	BSB-24 OOD	55	3.58%
5	ARBEITSVERMITTLUNG EU PERSONAL SOFIA GMBH EOOD	54	3.51%

6	ASISTENT-24 EOOD	53	3.45%
7	ALTENPFLEGE EOOD	53	3.45%
8	PCAS OOD	53	3.45%
9	PFLEGE CONNECT EOOD	45	2.93%
10	BETREUER OOD	45	2.93%

The Social work activities without accommodation industry is the 72nd largest employer in the country with 1,538 employees with the largest employer being Retail trade, except of motor vehicles and motorcycles with 200,534 and Extraction of crude petroleum and natural gas at the bottom with 27 employees.

The Social work activities without accommodation's share in the country's total employment was 0.07% in 2017, 0.07% in 2016 and 0.06% in 2015.

We expect, based on the trend in the last three years, the number of employees of the Social work activities without accommodation industry to change at a compound annual growth rate (CAGR) of 13.31% in 2018.

The industry is represented by the following companies

INSTITUT PO SOTSIALNI DEYNOSTI I PRAKTIKI EOOD
 ARIGATA BULGARIA EOOD
 RIKHS EOOD
 KV KIDS EOOD
 MALAK GRADSKI PSIHOLOGICHESKI TSENTAR EOOD
 PSIHO KONSULT VARNA EOOD EOOD
 RAYANA 2000 OOD
 DISCOVERY BV EOOD
 CHASTNA DETSKA GRADINA PRIATELSKA KASHTA EOOD
 VELEVI OOD
 BULTEKS EOOD
 WONDER VALLEY OOD
 BULGARIEN PFLEGE 24 EOOD
 KIARA - A - R - V EOOD
 IN 3 STEPS LTD EOOD
 ZOVV EOOD EOOD
 SPPIIK OOD
 AVICENA - D EOOD
 CHASTNA DETSKA GRADINA ESPA EOOD
 PLAM MEDIKAL EOOD
 DVUTSVETNO OOD
 DOVERIE-56 - AKSINIYA TODOROVA ET
 BVE BULGARIA EOOD
 ALTENPFLEGE - ELI PALAKARCHEVA ET
 EURO PERSONAL SERVICE 3 EOOD
 ANN-MARY 2010 EOOD
 CHASTNA DETSKA GRADINA D R PETAR BERON EOOD
 TSENTAR ZA RAZVITIE SAMOZNAJ EOOD EOOD
 INFOCAST SYSTEMS EOOD
 ARBEITSVERMITTLUNG EU PERSONAL SOFIA GMBH EOOD
 NEUE CHANCE EOOD
 IDEA EOOD
 EURO PERSONAL SERVICE 2 EOOD
 MIROTVORETZ EOOD
 AVS DETSKI TSENTAR OOD
 TSIVETNA GRADINA MONTESSORI EOOD
 ASISTENT-24 EOOD
 TERION – OM OOD
 ART PRO 20 EOOD
 MEDATIO EOOD
 CHASTNA DETSKA GRADINA SLAVEYCHE EOOD
 POLDER EOOD EOOD
 ORTHONIKO D-R NIKOLAY DIMITROV INDIVIDUAL PRACTICES FOR SPECIALISED MEDICAL SERVICE IN ORTHOPAED EOOD
 SHTASTLIVETS 2017 EOOD EOOD
 EKO PRIME EOOD
 DANMAR 66 EOOD
 PFLEGE CONNECT EOOD
 TRETABA OOD
 INA-93 - ILINA TACHEVA ET
 IVAN MITSOV-SIG-TS - GANA GEORGIEVA ET
 VVK GRUP 17 EOOD
 AVIDA-HOSP EOOD
 KALIVA-VP EOOD
 BELMONDO BULGARIA EOOD

ANTO-AN BG EOOD
 PROFIASSIST 24 7 EOOD
 ILAR EOOD
 SOTSIALNI KLUBOVE EOOD
 VIKSI 99 EOOD
 PSICHOTERA EOOD
 DIPA-57 EOOD
 DIMITRINA LAMBURVA ET
 NADEZHKO INTERNESHANAL OOD
 DOMASHEN SOTSIALEN PATRONAZH OBSHTINA BREGOVO
 PROFECTUS EOOD
 DARDIMAN EOOD
 KONSTANT - 7 OOD
 M58 EOOD
 MOLENBURG 2016 EOOD
 STUDIO ZA PSIHOSOTSIALNA PODKREPA-SELENA EOOD
 ALTENPFLEGE EOOD
 ADI ADRIANA METODIEVA ET
 FERAX EOOD
 DETSKA KUSHTA MONTESORI KRIS EOOD
 RENATO GROUP OOD
 OTVORENI VRATI EOOD
 1 - COMPEX HOME PATRONAGE EOOD
 PEOPLE CARE OOD
 VIES TREYD OOD
 NARNI-TDS EOOD
 KLUB SLANCHOGLEDI DZZD
 AUDIO-NATURA SENS-ORFEY - GEORGI NYAGOLOV ET
 VURDIGES ALTERN EOOD
 MAYEVTIKA EOOD
 STEKSIM - STEFAN KALVACHEV ET
 KALIVA-94 - VENETA PETROVA ET
 KIDS PLEY EOOD
 SUNNY FALL EOOD
 KINDER GARTEN EOOD EOOD
 MOMTRADE RUSE 2 EOOD
 DARA EOOD
 „MERIAN EOOD
 MAMINATA KASHTA 2 EOOD
 BELVIDA EOOD EOOD
 ANGLIYSKA DETSKA KASHTA EOOD
 LEBENTA EOOD EOOD
 VASILYOK EOOD
 MEDIK KONSULT OOD
 M & L HOUSE EOOD
 TONISITA EOOD
 ELIT CONSULT 05 EOOD
 PACHKOV GROUP EOOD
 TARA 54 EOOD
 MEDIKOM SOTSIAL PLYUS EOOD
 PERLA 889 SV EOOD
 TEITA EOOD
 MONTANIA EOOD
 SENTRI EOOD
 LYUBOMIRA - LOZA MILUSHEVA ET
 INSTITUT HIRON EOOD
 DZHI EL DZHI PREMIUM EOOD

MARIETA LM EOOD
 EDIN-E-NIE
 KIDS HOUSE OOD
 MONTEROSI - ROSITSA KUNEVA ET
 DETSKA MECHTA EOOD
 ESKULAP 2009 OOD
 KRISTANITA 1 EOOD
 MOLENBURG EOOD
 SYUZAN FLAYNG EOOD
 MONTESSORI EDU EOOD
 SMART KIDS D EOOD
 ANNUNCIATION HEALTHCARE AHF OOD
 PRIMI 2009 EOOD
 IGRALNITSA ZANIMALNITSA OOD
 KABADAIEVA KONSULT EOOD
 DANI - IV KOREKT EOOD
 CHASTNA DETSKA GRADINA GALABCHE EOOD
 ZHABCHO OOD
 PRIVATE MONTESSORI KINDERGARTEN OTKRIVATEL OOD
 SENEKS EOOD
 MARIEM 2011 EOOD
 DETSKI TSENTAR ZDRAVETS EOOD
 LACHEZAR DANKOV ET
 BETREUER OOD
 MECHO PUH OOD
 IVA LM IVANKA PAMPULOVA ET
 ASTERA 75 EOOD
 S UM I SARTSE EOOD
 LOGOEXPERT OOD
 MERY LEND MG EOOD
 VULKAN-2009 EOOD
 HILFE UND SAUBERKEIT EOOD
 ANALYSING MINDS EOOD
 POLYKAI EOOD
 DESI M 2016 EOOD
 SOUSHAL EKUITI EOOD
 ZVEZDEN VODOPAD 2 OOD
 REYA CARE EOOD
 PORTPROEKT EOOD
 OMAYA 9 OOD
 VANIA DELIBASHEVA EOOD
 CASITA PARK EOOD
 DARIA BG EOOD
 DEYZI - 76 EOOD
 CHASTNA DETSKA GRADINA KOKO I TCHOKO EOOD
 LAVATO 2016 EOOD
 PO-PO-NAY D EOOD
 KVADRIVIA EOOD
 ZDRAVETS-53 KT - KRASIMIR TODOROV ET
 ANELIA RUMYANA DZZD
 PIA MATER OOD
 DOMASHNI GRIGI EOOD
 BUHALCHETA OOD
 SOTSIALNI NORMI EOOD
 EVRO DZHOB INTERNESHANAL OOD OOD
 ELLY & GERRY EOOD
 GRANDPERANS BULGARIA EOOD
 ADELI PERSONAL CONSULT EOOD

SK 07 EOOD
 SAKSES PRO 2012 EOOD
 PENTABAIT EOOD
 LOGOS - EA EOOD
 DIMITRINA MLADZHOVSKA ET
 PSIHEO EOOD EOOD
 PAVEL GEORGIEV-85 ET
 HEPI AYS EOOD
 DETSKI TSENTAR DIANA EOOD
 BRIEHT ACADSMY EOOD
 MEDTRANSAVTO OOD
 AGN - CONSULT EOOD
 NEO VITA STM OOD
 WONDER NANNY EOOD
 HOSPIIS - DOVERIE EOOD
 HIPOKRAT - KT OOD
 LAVATO EOOD
 HESTIYA - 2016 EOOD EOOD
 ALIVAL EOOD
 DETSKO RAZVITIE EOOD
 VALYA KARADZHOVA EOOD
 CENTER FOR MATURARION AND GROWTH-AT HOME OOD
 LIAN 2007 EOOD
 YANIKA 2008 EOOD
 PIT - 10 EOOD
 DETSKI CENTAR - VALSHEBNIK EOOD
 HAND 2 HAND EOOD
 TALASI EOOD
 PALIKAROVA EOOD
 CHASTNA DETSKA GRADINA ANIKA OOD
 NEUE CHANCE 2015 EOOD
 BARIS-IRIS EOOD
 VAYLET 17 EOOD
 NYU KOMFORT-2017 EOOD EOOD
 KOSHERCHE EOOD
 PPZ EOOD
 SONIK START OOD
 PLANETA DETSTVO EOOD
 TERAPEVTICHEN CENTAR SVETULKA 1 EOOD
 BV - MT EOOD EOOD
 MEDICOM - SOCIAL OOD
 VALONIA EOOD
 MARY DAR EOOD
 HELP 24 OOD
 IRINA BOIKINOVA - HVARCHILO EOOD
 HEPI LAYF AT HOUM EOOD
 DUNDOR EOOD
 GERENSKA ET
 CHASTNA ANGLIYSKA DETSKA GRADINA I YASLA - BILDING BLOKS EOOD
 SHARENATA KASHTA EOOD
 LORINA 5 EOOD
 MLADEZHKA POMOSHT SHUMEN EOOD
 BG GRIJA EOOD
 SOTSIALEN FOND MAY - 2000 AD
 LIFE WITH NO PAIN EOOD
 PASTRI MECHTI EOOD
 HIGIYA-TSANKOV EOOD

SILEKS SV EOOD
 VITALIS RUSE AD
 MUTI 97 EOOD
 SLANTSE 2008 EOOD
 RILSKI IZGREV EOOD
 KALIOPA 9 OOD
 OBSHTESTVORCI OOD
 DZZD DA PAZEL
 SHTASTLIVI DNI EOOD EOOD
 VYARADEN EOOD EOOD
 GLOBAL KNOWLEDGE EOOD
 PFLEGEHILFE EOOD
 SKUBAT EOOD
 PALECHKO I MALECHKA EOOD
 TLS - SVETI NAUM EOOD
 DARA 13 EOOD
 POZITIVNI 365 EOOD
 MERIMNA OOD
 STASI - CENTAR EOOD
 G PRIM EOOD
 OBRAZOVATELEN TSENTUR MONTESSORI -
 BOURGAS OOD
 LOLIPOP - 86 EOOD EOOD
 VALMONTE EOOD
 DOMASHNI GRIZHI DIA BURGAS EOOD
 LIDEYA YURAP EOOD
 DANIBEL 2014 EOOD
 SUPER CHOYS EOOD
 HRISI 13 - HRISTINA GAYDARSKA ET
 PCAS OOD
 PRIVATE KINDER GARDEN BULGARANCHE EOOD
 TSENTAR ZA PSIHOLOGICHESKA POMOSHT,
 PSIHOTERAPIYA I SEBEUSAVARSHENSTVANE -
 ZLATINA MIHAYLOVA ET
 KRISTANITA EOOD
 LEYLA - PETYA KRUMOVA ET
 PRIVATE KINDERGARTEN GERMANI BG EAD
 INFANSIYA OOD
 GERGANA YASHEVA ET
 SOTSIALNA BAZA EOOD
 IVAN FARTUNOV EOOD
 HIGH PERFORMANCE EOOD
 NEW ASSISTANS EOOD
 KRISTANITA 2 EOOD
 MILEA 77 EOOD
 SHANKOVA STROY KOMERS EOOD
 BEGONIYA REKS EOOD
 MIA KONSULT 3 OOD
 SLANCHEV DOM 2011 EOOD
 VIR HELFEN-24 EOOD
 A.S. - CONSULT EOOD
 KINDERHAUS EOOD
 EL BI - PRINT OOD
 TSENTAR ZA SEMEYNO SHTASTIE NYUANSI OOD
 OOD
 MISIS DAUTFAYAR OOD OOD
 PROFEE 24 STD. GMBH EOOD
 CHASTNA DETSKA GRADINA DETSKA AKADEMIA
 OOD
 KRINI-82 EOOD
 ZVEZDICHKO EOOD
 SINGAL SIKRET EOOD
 SI - GRUP 7 EOOD
 DORADO 121 OOD
 BOKRIDA EOOD
 VALEN MONTESSORI EOOD
 FIZIOTSENTAR OOD
 ANIMA - KOUCH EOOD

KADJI EOOD
 ATTITUDE-PSYCHOLOGICAL CONSULTANCY
 CENTRE EOOD
 PROFIASIST EOOD
 MEDIA LINKS OOD
 ELERIN 2000 EOOD
 DIVENA - GRUP EOOD
 TSENTAR ZA SOTSIALNI DEYNOSTI ANGELOVI
 EOOD
 MAYKA TEREZA - NINA TONCHEVA ET
 PAPILON EOOD
 MOMTRADE RUSE OOD
 LEYDI SUIT EOOD
 B - BETREUER OOD
 DP SUPORT OOD
 BARBORANCHETA EOOD
 K END G 2015 OOD OOD
 SHARENO DETSTVO OOD
 AKADEMIA ZA INTELIGENTNOSTI OOD
 PREVANS EOOD
 DANGALLOVI EOOD
 VALINA SKY EOOD
 VEDA GRUP OOD
 SELF 15 EOOD
 MALALA OOD
 ANALITIKA - LENA LALCHEVA ET
 BULTRA EOOD
 AK 14 EOOD
 TSKA 93 EOOD
 BONI-MES-BOJANKA GEORGIEVA ET
 ZVEZDEN VODOPAD EOOD
 BSB-24 OOD
 GARU-GARU OOD
 MLADEZHKO RAZVITIE I ZAKRILA EOOD
 SOCIOMED CONSULTING EOOD
 ARCOIRIS NB EOOD
 ARIADNE PSI OOD
 TRUDOVO - LECHEBNO STOPANSTVO EOOD
 RONTINA 3 EOOD
 MEDIKRAFT BULGARIA EOOD
 DOMA EOOD

Do not hesitate to contact us

We'd be glad to discuss our services or your project in detail and help you come up with a solution.

Email us at consulting@seenews.com

Call us on **+359 2 80 12 630**

Live chat available at SeeNews.com

Disclaimer

Whilst the information contained in this industry report has been given in good faith and every effort has been made to ensure its accuracy, SeeNews cannot guarantee the accuracy of this information and hereby expressly disclaims any responsibility for error, mis-interpretation and any and all loss, disappointment, negligence or damage caused by reliance on the information contained in the industry report or any failure or alleged failure in the delivery of the Service referred to herein, or in the event of bankruptcy, liquidation or cessation of trade in any company, individual or firm referred to herein. Confirmation of the information accuracy should be sought from the establishments concerned. Unless otherwise stated, the copyrights and any other rights in all material on this site are owned by SeeNews. Use of this industry report is provided by SeeNews subject to the following Terms and Conditions:

1. Use of this industry report constitutes your acceptance of these Terms and Conditions which take effect when you first use this industry report. SeeNews reserves the right to change these terms and conditions at any time by posting changes online. You are responsible for reviewing regularly information posted online to obtain timely notice of such changes. Your continued use of the industry report after changes are posted constitutes your acceptance of this agreement.

2. Neither SeeNews nor other related parties, whilst endeavouring to provide 24/7 availability, will be held liable if for any reason the industry report is unavailable at any time.

3. Access to this industry report may be suspended temporarily or permanently and without notice.

4. Whilst SeeNews endeavours to ensure that the information on this site is correct and up-to-date, no warranty, express or implied, is given as to its accuracy and SeeNews does not accept any liability for error or omission.

5. Part of this industry report contains materials submitted to SeeNews by third parties. Third parties are responsible for ensuring that materials submitted for inclusion on this industry report complies with national and relevant international law. SeeNews can not guarantee the accuracy of this material and hereby expressly disclaims any responsibility for error, omission or inaccuracy in the

material, misinterpretation and any all loss, disappointment, negligence or damage caused by reliance on the information contained in the industry report or any failure or alleged failure in the delivery of the services referred to herein, or in the event of bankruptcy, liquidation or cessation of trade of any company, individual or firm referred to herein. Confirmation of the information accuracy should be sought from the establishments concerned or from SeeNews upon explicit request.

6. SeeNews shall not be liable for any damages (including, without limitation, damages for loss of business or loss of profits) arising in contract, tort or otherwise from the use of or inability to use this industry report, or any data contained in it, or from any action or decision taken as a result of using this industry report or any such information.

7. SeeNews accepts no responsibility for the content of any site to which a hypertext link from this industry report exists. Such links are provided for your convenience on an "as is" and "as available" basis with no warranty, express or implied, for the information provided within them.

8. If any of these terms should be determined to be illegal, invalid or otherwise unenforceable by reason of the laws of any state or country in which these terms are intended to be effective, then to the extent and within the jurisdiction in which that term is illegal, invalid or enforceable, it shall be severed and deleted from the clause concerned and the remaining terms and conditions shall remain in full force and effect and continue to be binding and enforceable.

9. By accessing and reading any part of this industry report, you should have accepted these Terms in full.

All rights reserved. Downloads and print extracts of SeeNews are allowed for personal and non-commercial use only. Re-publication or redistribution of content, including by framing, is strictly prohibited without the prior written consent of SeeNews Ltd., Sofia, Bulgaria.