

# SeeNews

Business Intelligence  
for Southeast Europe



## Industry Report

Manufacture of fabricated metal  
products, except machinery and  
equipment

2016

ROMANIA

[seenews.com/reports](https://seenews.com/reports)

# CONTENTS

I. KEY INDICATORS

II. INTRODUCTION

III. REVENUES

IV. EXPENSES

V. PROFITABILITY

VI. EMPLOYMENT

## I. KEY INDICATORS

- The Manufacture of fabricated metal products, except machinery and equipment industry in Romania was represented by 6,041 companies at the end of 2016, compared to 5,834 in the previous year and 5,564 in 2014.
- The industry's net profit amounted to RON 1,283,453,030 in 2016.
- The industry's total revenue was RON 19,029,160,398 in 2016, up by 3.04% compared to the previous year.
- The combined costs of the companies in the Manufacture of fabricated metal products, except machinery and equipment industry reached RON 17,519,593,477 in 2016, up by 1.84% year-on-year.
- The industry's total revenue makes up 2.04% to the country's Gross domestic product (GDP) in 2016, compared to 2.14% for 2015 and 2.12% in 2014.
- A total of 87,047 people were employed in the Manufacture of fabricated metal products, except machinery and equipment industry in 2016, compared to 85,770 in 2015 and 79,663 in 2014.
- Most of the companies in the industry are based in Bucharest, followed by Cluj and Brasov.

## II. INTRODUCTION

In 2016 the companies in the Manufacture of fabricated metal products, except machinery and equipment industry numbered 6,041, distributed in 17 sectors.

In 2015 there were a total of 5,834 companies operating in the industry. In 2014 their number totalled 5,564.

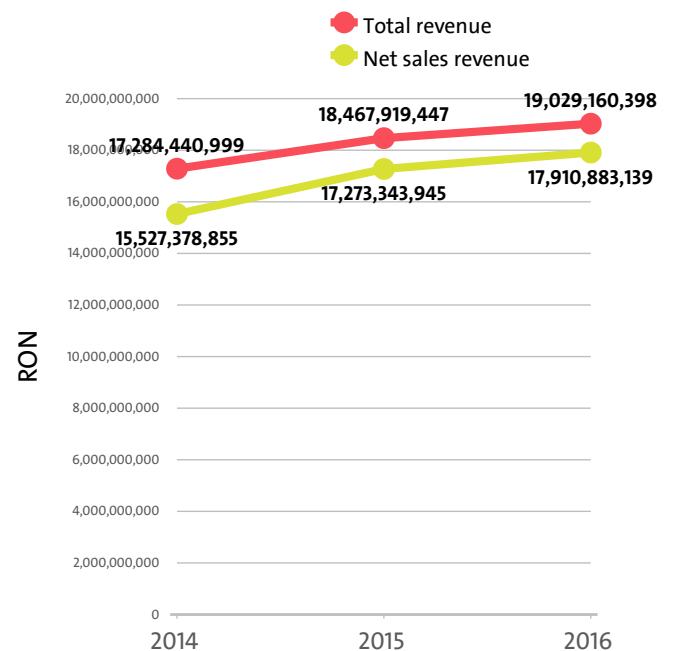
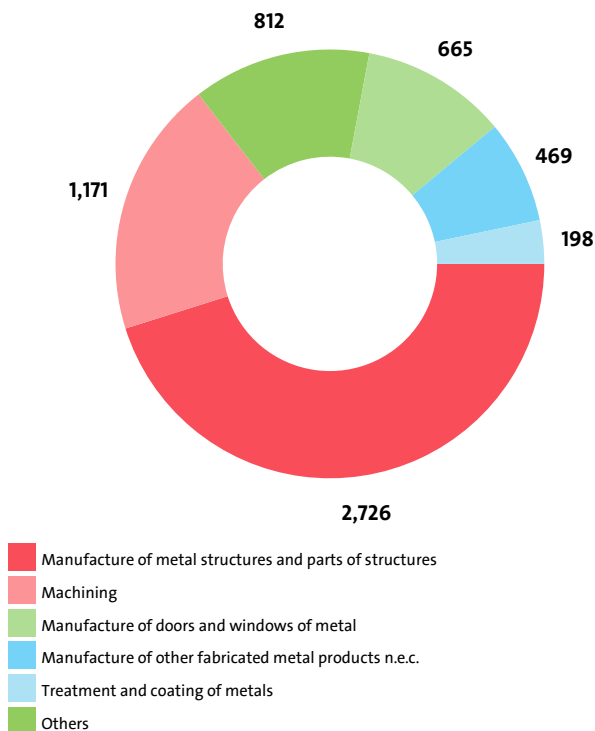
### NUMBER OF COMPANIES IN MANUFACTURE OF FABRICATED METAL PRODUCTS, EXCEPT MACHINERY AND EQUIPMENT INDUSTRY BY SECTORS

SECTOR	2016	2015	2014
MANUFACTURE OF METAL STRUCTURES AND PARTS OF STRUCTURES	2,726	2,592	2,438
MACHINING	1,171	1,116	1,064
MANUFACTURE OF DOORS AND WINDOWS OF METAL	665	670	661
MANUFACTURE OF OTHER FABRICATED METAL PRODUCTS N.E.C.	469	452	434
TREATMENT AND COATING OF METALS	198	192	176
FORGING, PRESSING, STAMPING AND ROLL-FORMING OF METAL; POWDER METALLURGY	177	173	168
MANUFACTURE OF WIRE PRODUCTS, CHAIN AND SPRINGS	168	165	156
MANUFACTURE OF LOCKS AND HINGES	139	133	138
MANUFACTURE OF TOOLS	78	81	75
MANUFACTURE OF FASTENERS AND SCREW MACHINE PRODUCTS	69	72	66
MANUFACTURE OF CENTRAL HEATING RADIATORS AND BOILERS	63	66	64
MANUFACTURE OF OTHER TANKS, RESERVOIRS AND CONTAINERS OF METAL	39	38	42
MANUFACTURE OF STEEL DRUMS AND SIMILAR CONTAINERS	25	25	24
MANUFACTURE OF WEAPONS AND AMMUNITION	19	18	20
MANUFACTURE OF CUTLERY	14	15	15
MANUFACTURE OF LIGHT METAL PACKAGING	12	15	13
MANUFACTURE OF STEAM GENERATORS, EXCEPT CENTRAL HEATING HOT WATER BOILERS	9	11	10

## III. REVENUES

The total revenue in the industry was RON 19,029,160,398 in 2016, RON 18,467,919,447 in 2015 and 17,284,440,999 in 2014.

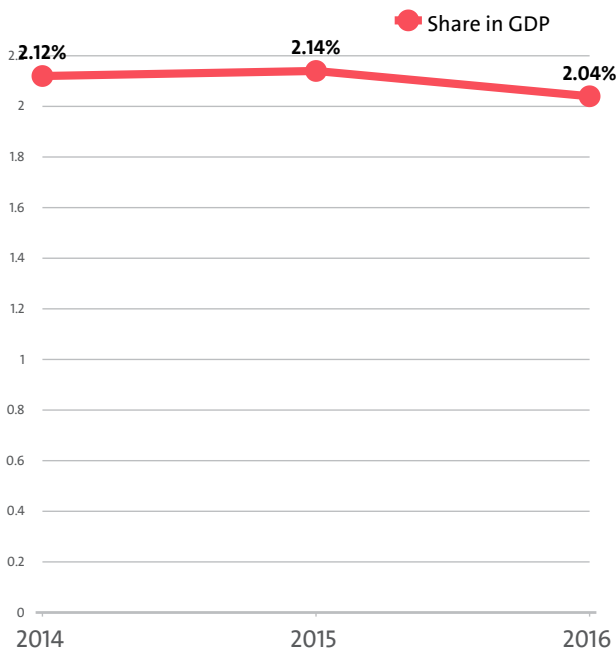
INDUSTRY STRUCTURE BY SECTORS AND NUMBER OF COMPANIES



The companies in the Manufacture of fabricated metal products, except machinery and equipment market of Romania earned combined net sales revenues of RON 17,910,883,139 in 2016.

In annual terms, sales marked a growth of 3.69% compared to 2015. In comparison to 2014 they grew by 15.35%. In 2015 sales went up by 11.24% year-on-year.

The Manufacture of fabricated metal products, except machinery and equipment industry total revenue make up 2.04% to the country's GDP in 2016, compared to 2.14% for 2015 and 2.12% in 2014.



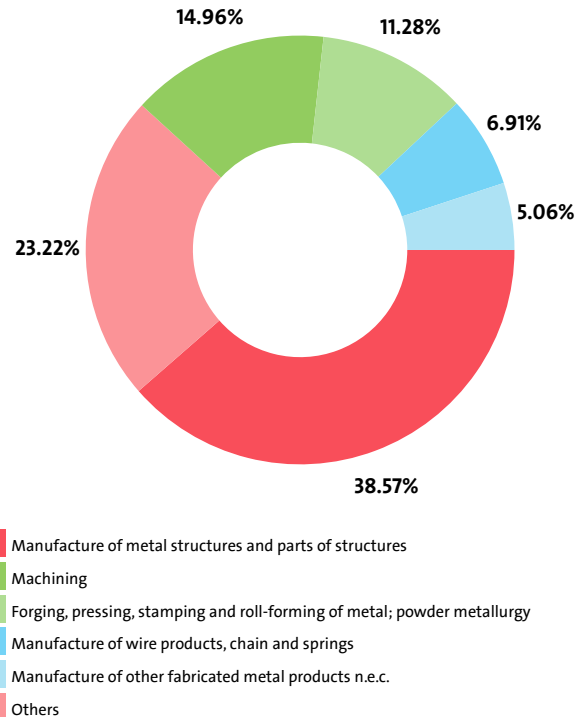
We expect, based on the trend in the last three years, the total revenue of the Manufacture of fabricated metal products, except machinery and equipment industry to change at a compound annual growth rate (CAGR) of 4.93% in 2017.

#### NET SALES REVENUE BY SECTORS

RANK	SECTOR	NET SALES REVENUE (RON)
1	MANUFACTURE OF METAL STRUCTURES AND PARTS OF STRUCTURES	6,907,883,330
2	MACHINING	2,678,973,628
3	FORGING, PRESSING, STAMPING AND ROLL-FORMING OF METAL; POWDER METALLURGY	2,021,035,043
4	MANUFACTURE OF WIRE PRODUCTS, CHAIN AND SPRINGS	1,236,952,478
5	MANUFACTURE OF OTHER FABRICATED METAL PRODUCTS N.E.C.	906,983,964
6	MANUFACTURE OF DOORS AND WINDOWS OF METAL	861,462,748
7	TREATMENT AND COATING OF METALS	641,050,606
8	MANUFACTURE OF WEAPONS AND AMMUNITION	599,178,430
9	MANUFACTURE OF LOCKS AND HINGES	552,662,389
10	MANUFACTURE OF LIGHT METAL PACKAGING	472,151,018
11	MANUFACTURE OF CENTRAL HEATING RADIATORS AND BOILERS	265,829,430
12	MANUFACTURE OF TOOLS	249,611,942
13	MANUFACTURE OF OTHER TANKS, RESERVOIRS AND CONTAINERS OF METAL	202,522,033
14	MANUFACTURE OF FASTENERS AND SCREW MACHINE PRODUCTS	165,656,742

15	MANUFACTURE OF STEEL DRUMS AND SIMILAR CONTAINERS	103,106,487
16	MANUFACTURE OF STEAM GENERATORS, EXCEPT CENTRAL HEATING HOT WATER BOILERS	34,534,622
17	MANUFACTURE OF CUTLERY	11,288,249

INDUSTRY'S NET SALES REVENUE STRUCTURE BY SECTORS



The highest growth, of 15.77%, was recorded by Manufacture of weapons and ammunition, while Manufacture of fasteners and screw machine products registered the sharpest decline, of 1.29%.

#### TOP COMPANIES' REVENUE BY SECTORS

SEGMENT	COMPANY	TOTAL REVENUE (RON)	NET SALES REVENUE (RON)
FORGING, PRESSING, STAMPING AND ROLL-FORMING OF METAL; POWDER METALLURGY			
	BILKA STEEL SRL	284,174,828	270,988,623
	GIC NOSAG METAL SRL	274,637,370	271,539,531
	VILMAR SA	197,176,236	202,080,791
MANUFACTURE OF FASTENERS AND SCREW MACHINE PRODUCTS			
	MECANICA-SIGHETU SA	37,186,105	34,006,544
	RUMAGOL SRL	29,846,125	28,873,866
	HECO SCHRAUBEN SRL	27,679,700	27,078,005
MANUFACTURE OF WEAPONS AND AMMUNITION			
	COMPANIA NATIONALA ROMARM S.A. BUCURESTI FILIALA SOCIETATEA UZINA MECANICA CUGIR S.A.	192,658,536	152,779,842
	COMPANIA NATIONALA ROMARM SA	132,190,626	111,447,688
	COMPANIA NATIONALA ROMARM S.A. FILIALA SOCIETATEA UZINA MECANICA MIJA S.A.	81,721,820	69,320,022
MANUFACTURE OF CENTRAL HEATING RADIATORS AND BOILERS			
	IRROM INDUSTRIE SRL	118,688,416	112,353,377
	RADOX SRL	42,162,632	41,116,777
	EL-CO SA	25,759,771	23,495,378
MANUFACTURE OF STEEL DRUMS AND SIMILAR CONTAINERS			
	PREMS-TECHNOLOGICAL PRODUCTS SA (PREMS-T.P.SA)	29,712,158	30,358,295

UZINA MECANICA RAMNICU VALCEA SA	25,519,527	24,599,408
ELECTROMECC SA	16,073,595	14,919,418
<b>MANUFACTURE OF LIGHT METAL PACKAGING</b>		
CAN-PACK ROMANIA SRL	372,506,176	360,417,223
ARDAGH METAL PACKAGING BUFTEA SA	51,863,331	52,100,820
GRUPPO ITALIANO IMBALLAGGI S.R.L.	44,952,808	37,626,951
<b>MANUFACTURE OF WIRE PRODUCTS, CHAIN AND SPRINGS</b>		
BEKAERT SLATINA SRL	362,830,484	356,366,290
DUCTIL SA	215,478,944	212,259,721
PEHART TEC TISSUE S.A.	161,643,951	156,177,898
<b>TREATMENT AND COATING OF METALS</b>		
BETAK SA	49,608,372	41,562,461
BERG BANAT SRL	37,874,483	36,726,824
PAS TECHNOLOGIES ROMANIA SRL	31,474,917	30,595,486
<b>MANUFACTURE OF OTHER TANKS, RESERVOIRS AND CONTAINERS OF METAL</b>		
PIROUX INDUSTRIE ROMANIA SRL	80,818,184	78,689,332
WALTER TOSTO WTB SRL	42,795,251	25,370,816
MECANPETROL SA	22,216,089	20,416,814
<b>MACHINING</b>		
BAMESA OTEL SA	436,857,604	419,947,014
VOESTALPINE STEEL SERVICE CENTER ROMANIA SRL	239,346,002	236,328,504
WALOR RO SRL	82,765,529	79,335,550
<b>MANUFACTURE OF LOCKS AND HINGES</b>		
HUF ROMANIA SRL	183,428,281	180,340,980
ASSA ABLOY ROMANIA SRL	170,948,289	164,863,839
FERONERIA PROD SA	52,365,694	50,807,558
<b>MANUFACTURE OF OTHER FABRICATED METAL PRODUCTS N.E.C.</b>		
EMAILUL SA	89,367,362	89,741,073
BIALETTI STAINLESS STEEL SRL	75,605,149	68,616,776
BLACHOTRAPEZ SRL	53,785,163	46,187,986
<b>MANUFACTURE OF CUTLERY</b>		
BOGONI MECANICA SRL	3,743,773	3,448,095
FUSTELTIM SRL	2,277,278	2,249,033
THEIL METAL SRL	1,581,124	1,455,576
<b>MANUFACTURE OF TOOLS</b>		
KUKA SYSTEMS SRL	35,672,087	35,351,165
MONTANA MG SRL	20,427,267	19,724,700
MUSA-PITESTI'96 SRL	20,423,485	16,471,119
<b>MANUFACTURE OF STEAM GENERATORS, EXCEPT CENTRAL HEATING HOT WATER BOILERS</b>		
MACCHI ROMANIA SRL	29,931,954	25,863,480
ROMTERM SA	6,055,863	5,897,332
TECNOARMIT SRL	2,085,836	1,661,499
<b>MANUFACTURE OF METAL STRUCTURES AND PARTS OF STRUCTURES</b>		
FAIST MEKATRONIC SRL	378,793,619	373,434,896
ELDON SRL	213,708,350	209,589,693
CONFIND SRL	213,121,798	179,616,476
<b>MANUFACTURE OF DOORS AND WINDOWS OF METAL</b>		
ALUSYSTEM SRL	70,445,833	71,641,073
BDM GRUP INVEST SRL	60,869,936	58,684,876
MILCA SRL	43,833,574	42,721,140

The top 10 companies in terms of total revenue in Manufacture of fabricated metal products, except machinery and equipment accounted for 15.72% of the industry's total in 2016, 15.77% in 2015 and 18.72% in 2014.

#### TOP 10 COMPANIES BY TOTAL AND NET SALES REVENUE IN THE INDUSTRY

RANK	COMPANY	TOTAL REVENUE (RON)	NET SALE REVENUE (RON)
1	BAMESA OTEL SA	436,857,604	419,947,014
2	FAIST MEKATRONIC SRL	378,793,619	373,434,896
3	CAN-PACK ROMANIA SRL	372,506,176	360,417,223
4	BEKAERT SLATINA SRL	362,830,484	356,366,290
5	BILKA STEEL SRL	284,174,828	270,988,623
6	GIC NOSAG METAL SRL	274,637,370	271,539,531
7	VOESTALPINE STEEL SERVICE CENTER ROMANIA SRL	239,346,002	236,328,504
8	DUCTIL SA	215,478,944	212,259,721
9	ELDON SRL	213,708,350	209,589,693
10	CONFIND SRL	213,121,798	179,616,476

The total revenues of the top 10 companies in the Manufacture of fabricated metal products, except machinery and equipment were 0.32% of GDP in 2016, compared to 0.34% for 2015 and 0.40% in 2014.

The top 10 by assets in the Manufacture of fabricated metal products, except machinery and equipment industry made up RON 2,573,469,766, or 14.37% of the total net sales revenue.

#### TOP 10 BY TOTAL ASSETS IN THE INDUSTRY

RANK	COMPANY	RON
1	FAIST MEKATRONIC SRL	343,980,005
2	BEKAERT SLATINA SRL	337,881,030
3	BAMESA OTEL SA	300,283,335
4	PROCEMA SA	299,325,518
5	COMPANIA NATIONALA ROMARM S.A. BUCURESTI FILIALA SOCIETATEA UZINA MECANICA CUGIR S.A.	282,787,328
6	CONFIND SRL	262,995,329
7	COMPANIA NATIONALA ROMARM SA	249,824,480
8	CAN-PACK ROMANIA SRL	242,099,711
9	VILMAR SA	209,846,494
10	VOESTALPINE STEEL SERVICE CENTER ROMANIA SRL	181,853,374

#### TOP 10 COMPANIES BY TOTAL REVENUE IN THE INDUSTRY FORGING, PRESSING, STAMPING AND ROLL-FORMING OF METAL; POWDER METALLURGY WERE:

COMPANY	RON
BILKA STEEL SRL	284,174,828
GIC NOSAG METAL SRL	274,637,370
VILMAR SA	197,176,236
DEPACO SRL	127,844,990
METALE INTERNATIONAL SRL	104,625,439
VOESTALPINE AUTOMOTIVE COMPONENTS ARAD SRL	100,802,693
FORJA ROTEC SRL	82,290,592
VIKINGPROFIL SRL	74,140,358
LINDAB SRL	65,220,119
DOLADELA COMPANY SRL	64,308,944

The 10 largest companies in terms of total revenue in sector Manufacture of fabricated metal products, except machinery and equipment earned total revenue of RON 1,375,221,569 and accounted for 7.23% of the industry's total revenue.

**TOP 10 COMPANIES BY TOTAL REVENUE IN THE MARKET MANUFACTURE OF FASTENERS AND SCREW MACHINE PRODUCTS WERE:**

COMPANY	RON
MECANICA-SIGHETU SA	37,186,105
RUMAGOL SRL	29,846,125
HECO SCHRAUBEN SRL	27,679,700
SUBEX BACAU SA	21,370,954
GBO FASTENING SYSTEMS SRL	6,836,176
PRODUCTIE "GARO" SRL	5,315,878
HILTON-COM-P.S. SRL	5,280,915
SEVLAR SRL	5,035,653
ASTRA SELECT SRL	4,318,071
STOREXIM PROD SRL	3,194,839

The 10 largest companies in terms of total revenue in sector Manufacture of fabricated metal products, except machinery and equipment earned total revenue of RON 146,064,416 and accounted for 0.77% of the industry's total revenue.

**TOP 10 COMPANIES BY TOTAL REVENUE IN THE INDUSTRY MANUFACTURE OF WEAPONS AND AMMUNITION WERE:**

COMPANY	RON
COMPANIA NATIONALA ROMARM S.A. BUCURESTI FILIALA SOCIETATEA UZINA MECANICA CUGIR S.A.	192,658,536
COMPANIA NATIONALA ROMARM SA	132,190,626
COMPANIA NATIONALA ROMARM S.A. FILIALA SOCIETATEA UZINA MECANICA MIJA S.A.	81,721,820
COMPANIA NATIONALA ROMARM S.A. BUCURESTI FILIALA SOCIETATEA FABRICA DE ARME CUGIR S.A.	76,462,465
COMPANIA NATIONALA ROMARM SA BUCURESTI FILIALA SOCIETATEA CARFIL S.A.	71,047,038
SOCIETATEA "UZINA MECANICA SADU" SA FILIALA A COMPANIEI NATIONALE "ROMARM" S.A.	67,617,918
SOCIETATEA "TOHAN" S.A. FILIALA A COMPANIEI NATIONALE "ROMARM" S.A.	26,827,847
UZINA MECANICA PLOPENI SA	20,919,136
COMPANIA NATIONALA ROMARM S.A. FILIALA SOCIETATEA METROM S.A.	16,787,772
ELECTROMECANICA PLOIESTI SA	15,118,197

The 10 largest companies in terms of total revenue in sector Manufacture of fabricated metal products, except machinery and equipment earned total revenue of RON 701,351,355 and accounted for 3.69% of the industry's total revenue.

**TOP 10 COMPANIES BY TOTAL REVENUE IN THE INDUSTRY MANUFACTURE OF CENTRAL HEATING RADIATORS AND BOILERS WERE:**

COMPANY	RON
IRROM INDUSTRIE SRL	118,688,416
RADOX SRL	42,162,632
EL-CO SA	25,759,771
POLYTECHNIK SIETA SA	12,910,981
THERMOSTAHL ROMANIA SISTEME TERMICE SRL	8,411,810
LENORA CONST SRL	8,307,496
ROCO THERM RADIATORS SRL	7,268,056
TERMOFARC SRL	7,109,850
INOXPRIM SRL	6,874,747
AMISA PRODUCT SA	4,764,163

The 10 largest companies in terms of total revenue in sector Manufacture of fabricated metal products, except machinery and equipment earned total revenue of RON 242,257,922 and accounted for 1.27% of the industry's total revenue.

**TOP 10 COMPANIES BY TOTAL REVENUE IN THE SECTOR MANUFACTURE OF STEEL DRUMS AND SIMILAR CONTAINERS WERE:**

COMPANY	RON
PREMS-TECHNOLOGICAL PRODUCTS SA (PREMS-T.P.SA)	29,712,158
UZINA MECANICA RAMNICU VALCEA SA	25,519,527
ELECTROMECS SA	16,073,595
EUROCONT PLUS SRL	14,392,275
PRODIS EST SRL	6,668,564
STELMIT EXIM SRL	3,165,387
GAMMA INDUSTRIES SRL	3,088,255
ESTPOINT SRL	2,846,911
JULIA SA	1,912,466
PRELCO MET SRL	1,613,323

The 10 largest companies in terms of total revenue in sector Manufacture of fabricated metal products, except machinery and equipment earned total revenue of RON 104,992,461 and accounted for 0.55% of the industry's total revenue.

**TOP 10 COMPANIES BY TOTAL REVENUE IN THE INDUSTRY MANUFACTURE OF LIGHT METAL PACKAGING WERE:**

COMPANY	RON
CAN-PACK ROMANIA SRL	372,506,176
ARDAGH METAL PACKAGING BUFTEA SA	51,863,331
GRUPPO ITALIANO IMBALLAGGI S.R.L.	44,952,808
BROSSBOX SRL	10,220,292
CAN-PACK FOOD AND INDUSTRIAL PACKAGING SP.Z.O.O. DEBICA SUCURSALA TECUCI	7,768,240
REPLAST CAPS SRL	1,978,003
MECOMPROD SRL	722,127
CALITATE P QUALITY IMPEX SRL	370,984
ATELIERUL DE MESTESUGURI SIBIU SOCIETATE COOPERATIVA	235,362
VITAL-MED SRL	252

The 10 largest companies in terms of total revenue in sector Manufacture of fabricated metal products, except machinery and equipment earned total revenue of RON 490,617,575 and accounted for 2.58% of the industry's total revenue.

**TOP 10 COMPANIES BY TOTAL REVENUE IN THE FIELD MANUFACTURE OF WIRE PRODUCTS, CHAIN AND SPRINGS WERE:**

COMPANY	RON
BEKAERT SLATINA SRL	362,830,484
DUCTIL SA	215,478,944
PEHART TEC TISSUE S.A.	161,643,951
METALICPLAS ACTIV S.A.	94,061,982
KERN LIEBERS CARPATIA SCS	53,883,771
SARMATEC SRL	36,818,898
COSMA ROMANIA SRL	31,756,038
DIAL SRL	28,556,523
RUD FLORIAN RIEGER SRL	26,232,977
ELECTRA METAL DISTRIBUTION SRL	16,531,292

The 10 largest companies in terms of total revenue in sector Manufacture of fabricated metal products, except machinery and equipment earned total revenue of RON 1,027,794,860 and accounted for 5.40% of the industry's total revenue.

**TOP 10 COMPANIES BY TOTAL REVENUE IN THE MARKET  
TREATMENT AND COATING OF METALS WERE:**

COMPANY	RON
BETAK SA	49,608,372
BERG BANAT SRL	37,874,483
PAS TECHNOLOGIES ROMANIA SRL	31,474,917
GOTEC ROM SRL	30,395,437
ALLCOLORS SERV SRL	27,010,069
VAN GULIK TULCEA INTERNATIONAL SRL	22,818,682
VITREROM SRL	21,820,501
BARUM TECHNIK SRL	21,726,647
METACOM ANTICOR SRL	21,161,597
DEN BREEJEN ROMANIA SRL	20,416,036

The 10 largest companies in terms of total revenue in sector Manufacture of fabricated metal products, except machinery and equipment earned total revenue of RON 284,306,741 and accounted for 1.49% of the industry's total revenue.

**TOP 10 COMPANIES BY TOTAL REVENUE IN THE SECTOR  
MANUFACTURE OF OTHER TANKS, RESERVOIRS AND  
CONTAINERS OF METAL WERE:**

COMPANY	RON
PIROUX INDUSTRIE ROMANIA SRL	80,818,184
WALTER TOSTO WTB SRL	42,795,251
MECANPETROL SA	22,216,089
TALPAC SRL	10,672,846
IMUT SA	9,692,748
METALICA D.G. SRL	7,654,359
MULTISUD PROD SRL	6,072,996
INDUSTRIAL MONTAJ GROUP E.P.C. S.R.L.	5,887,331
TEHNIC GAZ SRL	5,735,401
TERMOCONSTRUCT SRL	5,474,390

The 10 largest companies in terms of total revenue in sector Manufacture of fabricated metal products, except machinery and equipment earned total revenue of RON 197,019,595 and accounted for 1.04% of the industry's total revenue.

**TOP 10 COMPANIES BY TOTAL REVENUE IN THE SECTOR  
MACHINING WERE:**

COMPANY	RON
BAMESA OTEL SA	436,857,604
VOESTALPINE STEEL SERVICE CENTER ROMANIA SRL	239,346,002
WALOR RO SRL	82,765,529
ELMET INTERNATIONAL SRL	81,210,410
SYSMEC SRL	62,558,743
TECSA MECCANISMI SRL	54,461,745
MATEC-CNC TECHNIK SRL	53,594,882
ZAMBELLI METAL SRL	32,845,516
G.M.A.B. CONSULTING SRL	29,989,812
H.P.T. HUMBEL PRODUCTIONSTECHNIK SRL	29,729,497

The 10 largest companies in terms of total revenue in sector Manufacture of fabricated metal products, except machinery and equipment earned total revenue of RON 1,103,359,740 and accounted for 5.80% of the industry's total revenue.

**TOP 10 COMPANIES BY TOTAL REVENUE IN THE SECTOR  
MANUFACTURE OF LOCKS AND HINGES WERE:**

COMPANY	RON
HUF ROMANIA SRL	183,428,281
ASSA ABLOY ROMANIA SRL	170,948,289
FERONERIA PROD SA	52,365,694
VEROFER SRL	15,251,810
FEROMET M SRL	14,443,964
MCI INGINERIE SRL	13,226,041
VIVA COM SRL	10,866,762
STANZWERK INEU SRL	9,897,247
P & P MIXT SRL	9,356,147
INDUSTRY-STEEL-CORP SRL	8,989,674

The 10 largest companies in terms of total revenue in sector Manufacture of fabricated metal products, except machinery and equipment earned total revenue of RON 488,773,909 and accounted for 2.57% of the industry's total revenue.

**TOP 10 COMPANIES BY TOTAL REVENUE IN THE INDUSTRY  
MANUFACTURE OF OTHER FABRICATED METAL PRODUCTS N.E.C.  
WERE:**

COMPANY	RON
EMAILUL SA	89,367,362
BIALETTI STAINLESS STEEL SRL	75,605,149
BLACHOTRAPEZ SRL	53,785,163
VES SA	46,640,528
ARMATURENFABRIK FRANZ SCHNEIDER SRL	33,068,033
ROQUET EASTERN EUROPE SRL	30,377,321
VEF SA	25,894,267
ALEXIANA GROUP SRL	24,790,705
ROMAFOND SRL	23,371,696
SKAT KART SRL	21,758,260

The 10 largest companies in terms of total revenue in sector Manufacture of fabricated metal products, except machinery and equipment earned total revenue of RON 424,658,484 and accounted for 2.23% of the industry's total revenue.

**TOP 10 COMPANIES BY TOTAL REVENUE IN THE MARKET  
MANUFACTURE OF CUTLERY WERE:**

COMPANY	RON
BOGONI MECANICA SRL	3,743,773
FUSTELTIM SRL	2,277,278
THEIL METAL SRL	1,581,124
MILORD SRL	1,456,922
EURO SINERGIA SRL	1,337,004
BANCOS SRL	474,575
PASS PRO SRL	418,398
CONELAR SRL	295,427
THEIL VILHELM SRL	132,966
PAMOLA IMPORT EXPORT SRL	48,493

The 10 largest companies in terms of total revenue in sector Manufacture of fabricated metal products, except machinery and equipment earned total revenue of RON 11,765,960 and accounted for 0.06% of the industry's total revenue.



**TOP 10 COMPANIES BY TOTAL REVENUE IN THE FIELD  
MANUFACTURE OF TOOLS WERE:**

COMPANY	RON
KUKA SYSTEMS SRL	35,672,087
MONTANA MG SRL	20,427,267
MUSA-PITESTI'96 SRL	20,423,485
S F TOOLSHOP SRL	17,888,959
GROUP ALLIO ROMANIA SRL	12,853,162
EVOLUZIONE SRL	12,129,816
MATPLAST SRL	11,796,950
IUS SA	11,672,477
METAMOB SRL	11,323,137
POPA SRL	9,669,561

The 10 largest companies in terms of total revenue in sector Manufacture of fabricated metal products, except machinery and equipment earned total revenue of RON 163,856,901 and accounted for 0.86% of the industry's total revenue.

**TOP COMPANIES BY TOTAL REVENUE IN THE FIELD  
MANUFACTURE OF STEAM GENERATORS, EXCEPT CENTRAL  
HEATING HOT WATER BOILERS WERE:**

COMPANY	RON
MACCHI ROMANIA SRL	29,931,954
ROMTERM SA	6,055,863
TECNOARMIT SRL	2,085,836
TERMISTUL SRL	446,363
ISAM PRODIMPX SRL	430,199

The largest companies in terms of total revenue in sector Manufacture of fabricated metal products, except machinery and equipment earned total revenue of RON 38,950,215 and accounted for 0.20% of the industry's total revenue.

**TOP 10 COMPANIES BY TOTAL REVENUE IN THE MARKET  
MANUFACTURE OF METAL STRUCTURES AND PARTS OF  
STRUCTURES WERE:**

COMPANY	RON
FAIST MEKATRONIC SRL	378,793,619
ELDON SRL	213,708,350
CONFIND SRL	213,121,798
NIMET SRL	202,304,934
PROCEMA SA	187,181,098
ISOPAN EST SRL	161,545,557
ASSA ABLOY ENTRANCE SYSTEMS PRODUCTION ROMANIA S.R.L.	141,910,037
CSI ROMANIA SRL	137,024,132
TERASTEEL S.A.	128,869,549
DEXION STORAGE SOLUTIONS SRL	108,103,702

The 10 largest companies in terms of total revenue in sector Manufacture of fabricated metal products, except machinery and equipment earned total revenue of RON 1,872,562,776 and accounted for 9.84% of the industry's total revenue.

**TOP 10 COMPANIES BY TOTAL REVENUE IN THE SECTOR  
MANUFACTURE OF DOORS AND WINDOWS OF METAL WERE:**

COMPANY	RON
ALUSYSTEM SRL	70,445,833
BDM GRUP INVEST SRL	60,869,936
MILCA SRL	43,833,574
EMI INTERNATIONAL SRL	29,915,896
CLEMANS AL-GLASS SRL	27,792,125
LIDERPLAST SRL	24,742,129

MEGA CONSTRUCT METAL SRL	18,716,918
GEOPLAST PRODUCT SRL	18,594,263
MIMO SRL	18,300,872
AL PROMT SRL	17,994,051

The 10 largest companies in terms of total revenue in sector Manufacture of fabricated metal products, except machinery and equipment earned total revenue of RON 331,205,597 and accounted for 1.74% of the industry's total revenue.

## IV. EXPENSES

The combined costs of the companies in the Manufacture of fabricated metal products, except machinery and equipment industry reached RON 17,519,593,477 in 2016.

In annual terms, total expenses rose by 1.84% compared to 2015 and grew by 10.39% in comparison to 2014.

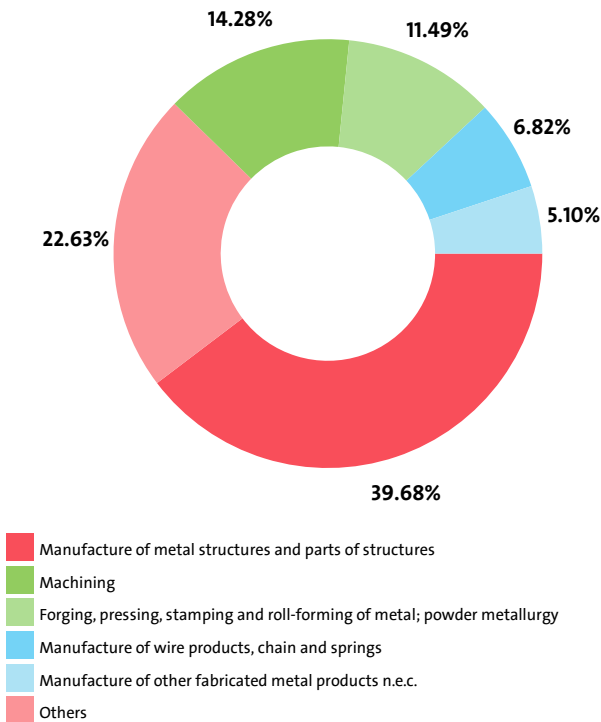
We expect, based on the trend in the last three years, the total costs of the Manufacture of fabricated metal products, except machinery and equipment industry to change at a compound annual growth rate (CAGR) of 5.07% in 2017.

### TOTAL COSTS BY SECTORS

RANK	SECTOR	TOTAL COSTS (RON)
1	MANUFACTURE OF METAL STRUCTURES AND PARTS OF STRUCTURES	6,952,415,384
2	MACHINING	2,501,741,677
3	FORGING, PRESSING, STAMPING AND ROLL-FORMING OF METAL; POWDER METALLURGY	2,012,923,159
4	MANUFACTURE OF WIRE PRODUCTS, CHAIN AND SPRINGS	1,194,760,403
5	MANUFACTURE OF OTHER FABRICATED METAL PRODUCTS N.E.C.	893,113,109
6	MANUFACTURE OF DOORS AND WINDOWS OF METAL	858,942,304
7	TREATMENT AND COATING OF METALS	597,845,554
8	MANUFACTURE OF LOCKS AND HINGES	562,865,952
9	MANUFACTURE OF WEAPONS AND AMMUNITION	459,224,657
10	MANUFACTURE OF LIGHT METAL PACKAGING	438,719,256
11	MANUFACTURE OF CENTRAL HEATING RADIATORS AND BOILERS	272,608,848
12	MANUFACTURE OF TOOLS	257,434,797
13	MANUFACTURE OF OTHER TANKS, RESERVOIRS AND CONTAINERS OF METAL	203,754,086
14	MANUFACTURE OF FASTENERS AND SCREW MACHINE PRODUCTS	166,677,739
15	MANUFACTURE OF STEEL DRUMS AND SIMILAR CONTAINERS	99,007,446
16	MANUFACTURE OF STEAM GENERATORS, EXCEPT CENTRAL HEATING HOT WATER BOILERS	37,662,442
17	MANUFACTURE OF CUTLERY	9,896,664



INDUSTRY'S TOTAL COSTS STRUCTURE BY SECTORS



Manufacture of other tanks, reservoirs and containers of metal marked the highest annual rise in total expenses, of 14.77%, while total expenses dropped the most, by 22.63%, for Manufacture of weapons and ammunition.

The biggest spenders in the industry, with costs of over 10% of industry's costs, numbered 83, including KERN LIEBERS CARPATIA SCS, DEPACO SRL, VES SA, TECSA MECCANISMI SRL, WAM ROMANIA SRL. The medium spenders, or those in the 5% and 10% range count 86 and include BERG BANAT SRL, ALEXIANA GROUP SRL, G.M.A.B. CONSULTING SRL, ACCEDE MEC SRL, H.P.T. HUMBEL PRODUCTIONSTECHNIK SRL. Below 5% threshold are 5,872 companies, including PROTEGE STIL SRL, MIREVA TEC SRL, ASPLASTIC SRL, TIMAR COMTRANS SRL, M-IT TECH SRL.

Employment expenses in the Manufacture of fabricated metal products, except machinery and equipment industry went up by 12.96% on the year to RON 3,147,268,048 in 2016.

The highest growth in labour costs, of 24.10%, was registered by Manufacture of central heating radiators and boilers, while Manufacture of steam generators, except central heating hot water boilers marked the sharpest fall, of 3.03%.

The monthly costs per employee in the Manufacture of fabricated metal products, except machinery and equipment industry averaged RON 3,013 in 2016, RON 2,707 in 2015 and RON 2,556 in 2014.

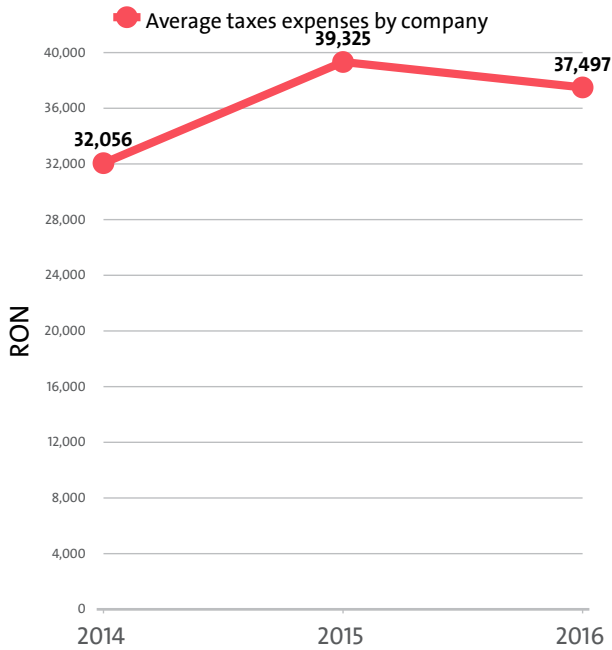
#### EMPLOYMENT EXPENSES IN MANUFACTURE OF FABRICATED METAL PRODUCTS, EXCEPT MACHINERY AND EQUIPMENT BY SECTORS IN 2016

RANK	SECTOR	EMPLOYMENT EXPENSES (RON)	AVERAGE EXPENSES PER EMPLOYEE (RON)
1	MANUFACTURE OF METAL STRUCTURES AND PARTS OF STRUCTURES	1,269,302,225	35,743
2	MACHINING	503,391,989	35,757
3	FORGING, PRESSING, STAMPING AND ROLL-FORMING OF METAL; POWDER METALLURGY	211,172,048	42,396
4	MANUFACTURE OF OTHER FABRICATED METAL PRODUCTS N.E.C.	195,231,550	33,333
5	MANUFACTURE OF WEAPONS AND AMMUNITION	194,963,636	35,819
6	TREATMENT AND COATING OF METALS	156,315,118	35,893
7	MANUFACTURE OF WIRE PRODUCTS, CHAIN AND SPRINGS	117,969,380	42,511
8	MANUFACTURE OF DOORS AND WINDOWS OF METAL	109,261,801	26,202
9	MANUFACTURE OF LOCKS AND HINGES	107,361,206	42,859
10	MANUFACTURE OF TOOLS	87,680,878	41,852
11	MANUFACTURE OF OTHER TANKS, RESERVOIRS AND CONTAINERS OF METAL	55,875,301	36,520
12	MANUFACTURE OF CENTRAL HEATING RADIATORS AND BOILERS	50,229,948	32,219
13	MANUFACTURE OF FASTENERS AND SCREW MACHINE PRODUCTS	29,280,362	32,426
14	MANUFACTURE OF LIGHT METAL PACKAGING	29,178,010	81,050
15	MANUFACTURE OF STEEL DRUMS AND SIMILAR CONTAINERS	20,478,020	35,801
16	MANUFACTURE OF STEAM GENERATORS, EXCEPT CENTRAL HEATING HOT WATER BOILERS	6,037,629	26,137
17	MANUFACTURE OF CUTLERY	3,538,947	29,248

#### THE TOP 10 COMPANIES BY AVERAGE MONTHLY COSTS PER EMPLOYEE IN THE INDUSTRY

RANK	COMPANY	RON
1	BILFINGER EMS GMBH CLOPPENBURG SUCURSALA PLOIESTI	153,969
2	TRANSBERG SRL	67,981
3	CSQUARED INDUSTRIES SRL	58,020
4	IAMBA ARAD S.A.	19,809
5	TORNUM SRL	18,455
6	OUTDOOR SRL	14,015
7	CROWN PRODUCTS & SERVICES INTERNATIONAL SRL	13,376
8	HARTHA-TRATAMENTE TERMICE SRL	13,274
9	UTI FACILITY MANAGEMENT SRL	13,028
10	FLENCO EAST EUROPE SRL	12,849

The industry's tax expenses stood at RON 226,519,800 in 2016. In 2015 it paid taxes of RON 229,423,788. In 2014 the industry paid RON 178,360,735 in taxes.



## EXPENSES ON TAXES BY SECTORS

RANK	SECTOR	RON	Y/Y CHANGE
1	MANUFACTURE OF METAL STRUCTURES AND PARTS OF STRUCTURES	78,512,105	-10.72%
2	MACHINING	45,216,800	11.94%
3	MANUFACTURE OF WIRE PRODUCTS, CHAIN AND SPRINGS	17,953,429	-15.36%
4	FORGING, PRESSING, STAMPING AND ROLL-FORMING OF METAL; POWDER METALLURGY	17,157,423	8.33%
5	MANUFACTURE OF WEAPONS AND AMMUNITION	15,497,787	32.48%
6	MANUFACTURE OF OTHER FABRICATED METAL PRODUCTS N.E.C.	11,451,656	12.88%
7	TREATMENT AND COATING OF METALS	10,898,975	-25.67%
8	MANUFACTURE OF LIGHT METAL PACKAGING	9,348,619	23.23%
9	MANUFACTURE OF DOORS AND WINDOWS OF METAL	8,326,940	22.62%
10	MANUFACTURE OF OTHER TANKS, RESERVOIRS AND CONTAINERS OF METAL	2,900,010	21.72%
11	MANUFACTURE OF TOOLS	2,542,394	34.88%
12	MANUFACTURE OF LOCKS AND HINGES	1,918,731	-43.92%
13	MANUFACTURE OF CENTRAL HEATING RADIATORS AND BOILERS	1,501,522	-30.41%
14	MANUFACTURE OF STEEL DRUMS AND SIMILAR CONTAINERS	1,437,785	3.74%
15	MANUFACTURE OF FASTENERS AND SCREW MACHINE PRODUCTS	1,278,650	-0.56%
16	MANUFACTURE OF STEAM GENERATORS, EXCEPT CENTRAL HEATING HOT WATER BOILERS	303,442	-0.62%
17	MANUFACTURE OF CUTLERY	273,532	-17.31%

## V. PROFITABILITY

The industry's net profit amounted to RON 1,283,453,030 in 2016, compared to a net profit of RON 1,031,906,674 in 2015 and a net profit of RON 1,236,105,067 in 2014.

### TOP 10 COMPANIES BY HIGHEST NET PROFIT IN MANUFACTURE OF FABRICATED METAL PRODUCTS, EXCEPT MACHINERY AND EQUIPMENT

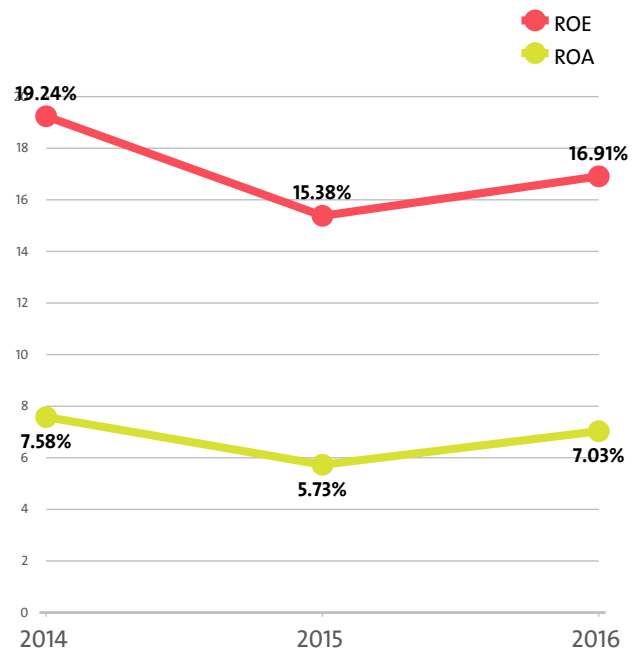
RANK	COMPANY	RON
1	COMPANIA NATIONALA ROMARM S.A. BUCURESTI FILIALA SOCIETATEA FABRICA DE ARME CUGIR S.A.	84,828,531
2	SOCIETATEA "UZINA MECANICA SADU" SA FILIALA A COMPANIEI NATIONALE "ROMARM" S.A.	69,698,778
3	COMPANIA NATIONALA ROMARM S.A. BUCURESTI FILIALA SOCIETATEA UZINA MECANICA CUGIR S.A.	61,637,757
4	BEKAERT SLATINA SRL	45,280,647
5	BAMESA OTEL SA	39,471,087
6	CAN-PACK ROMANIA SRL	38,632,722
7	BILKA STEEL SRL	29,949,403
8	COMPANIA NATIONALA ROMARM SA BUCURESTI FILIALA SOCIETATEA CARFIL S.A.	21,731,458
9	FAIST MEKATRONIC SRL	21,593,125
10	VOESTALPINE STEEL SERVICE CENTER ROMANIA SRL	20,879,331

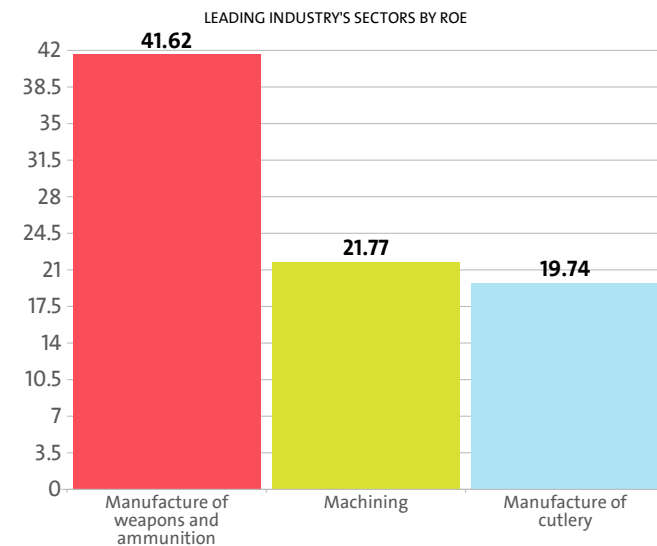
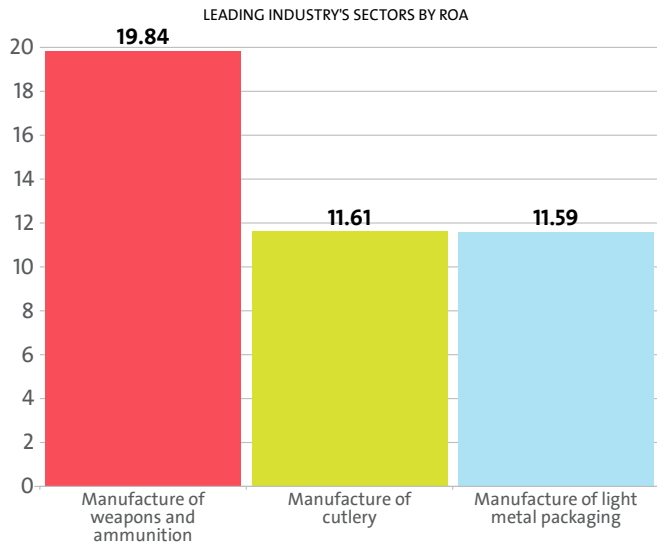
### TOP COMPANIES BY HIGHEST NET LOSS IN MANUFACTURE OF FABRICATED METAL PRODUCTS, EXCEPT MACHINERY AND EQUIPMENT

RANK	COMPANY	RON
1	MATRITA SA	13,016,679
2	ARMAX GAZ SA	12,994,324
3	MARTIFER ROMANIA SRL	12,693,057
4	KUKA SYSTEMS SRL	10,230,100
5	SINTEROM SA	5,198,222

The Manufacture of fabricated metal products, except machinery and equipment industry's return on equity (ROE) is 16.91% compared to 15.38% in 2015 and 19.24% in 2014.

The Manufacture of fabricated metal products, except machinery and equipment's return on assets (ROA) was 7.03%, while in 2015 it amounted to 5.73% and 7.58% in 2014.





#### TOP 10 COMPANIES BY HIGHEST AVERAGE NET PROFIT PER EMPLOYEE IN MANUFACTURE OF FABRICATED METAL PRODUCTS, EXCEPT MACHINERY AND EQUIPMENT

RANK	COMPANY	RON	COMPANY HEADQUARTERS (CITY)
1	WHT EQUIPMENTS SRL	1,030,290	SIBIU
2	RAMCO PIPE SERVICES SRL	1,022,550	PRAHOVA
3	TARTARUS SRL	718,784	SIBIU
4	BILFINGER EMS GMBH CLOPPENBURG SUCURSALA PLOIESTI	449,446	PRAHOVA
5	TOMPOS PRODCOM PART 2003 SRL	407,698	ARGES
6	SOCIETATE DE PRODUCTIE INDUSTRIALA CORUC BUCURESTI SRL	405,856	ILFOV
7	TURBO RAIL SERVICE SRL	395,864	BRASOV
8	ALPIND PRODIMPX SRL	395,831	BIHOR
9	STEELART SRL	390,150	BUCHAREST
10	BAMESA OTEL SA	375,915	ARGES

About 20.00% of the 10 leading companies in terms of net profit per employee are located in Sibiu, while 20.00% are Prahova-based and 20.00% are headquartered in Arges.

The average net sales revenue per employee in the Manufacture of fabricated metal products, except machinery and equipment industry amounted to RON 205,761 in 2016,

up by 2.17% compared to 2015 and up by 5.57% compared to 2014.

The Manufacture of fabricated metal products, except machinery and equipment field generated an average RON 218,608 in total revenue per employee. In 2015 and 2014 the figure was RON 215,319 and RON 216,970, respectively.

The average total revenue per company in the Manufacture of fabricated metal products, except machinery and equipment industry dropped to RON 3,150,002 in 2016 from RON 3,165,567 in 2015. The 2014 value was RON 3,106,478.

A company in the Manufacture of fabricated metal products, except machinery and equipment field made on average a net sales revenue of RON 2,964,887 in 2016, compared to RON 2,960,806 in 2015 and RON 2,790,686 in 2014.

The Manufacture of fabricated metal products, except machinery and equipment industry made 1.51% of the overall sales country-wide.

#### AVERAGE REVENUES PER EMPLOYEE IN MANUFACTURE OF FABRICATED METAL PRODUCTS, EXCEPT MACHINERY AND EQUIPMENT IN 2016

SECTOR	AVERAGE NET SALES REVENUE (RON)	AVERAGE TOTAL REVENUE (RON)	NUMBER OF EMPLOYEES
FORGING, PRESSING, STAMPING AND ROLL-FORMING OF METAL; POWDER METALLURGY	405,749	429,829	4,981
MANUFACTURE OF FASTENERS AND SCREW MACHINE PRODUCTS	183,452	191,912	903
MANUFACTURE OF WEAPONS AND AMMUNITION	110,082	134,432	5,443
MANUFACTURE OF CENTRAL HEATING RADIATORS AND BOILERS	170,513	181,712	1,559
MANUFACTURE OF STEEL DRUMS AND SIMILAR CONTAINERS	180,256	190,090	572
MANUFACTURE OF LIGHT METAL PACKAGING	1,311,531	1,362,827	360
MANUFACTURE OF WIRE PRODUCTS, CHAIN AND SPRINGS	445,749	466,205	2,775
TREATMENT AND COATING OF METALS	147,199	153,626	4,355
MANUFACTURE OF OTHER TANKS, RESERVOIRS AND CONTAINERS OF METAL	132,367	146,989	1,530
MACHINING	190,295	198,261	14,078
MANUFACTURE OF LOCKS AND HINGES	220,624	228,729	2,505
MANUFACTURE OF OTHER FABRICATED METAL PRODUCTS N.E.C.	154,855	163,449	5,857
MANUFACTURE OF CUTLERY	93,291	97,658	121
MANUFACTURE OF TOOLS	119,147	126,554	2,095
MANUFACTURE OF STEAM GENERATORS, EXCEPT CENTRAL HEATING HOT WATER BOILERS	149,501	170,329	231
MANUFACTURE OF METAL STRUCTURES AND PARTS OF STRUCTURES	194,523	207,620	35,512
MANUFACTURE OF DOORS AND WINDOWS OF METAL	206,586	216,345	4,170

#### AVERAGE REVENUE PER COMPANY IN MANUFACTURE OF FABRICATED METAL PRODUCTS, EXCEPT MACHINERY AND EQUIPMENT IN 2016

SECTOR	AVERAGE NET SALES REVENUE (RON)	AVERAGE TOTAL REVENUE (RON)	NUMBER OF COMPANIES
MANUFACTURE OF LIGHT METAL PACKAGING	39,345,918	40,884,798	12
MANUFACTURE OF WEAPONS AND AMMUNITION	31,535,707	38,511,219	19
FORGING, PRESSING, STAMPING AND ROLL-FORMING OF METAL; POWDER METALLURGY	11,418,277	12,095,923	177

MANUFACTURE OF WIRE PRODUCTS, CHAIN AND SPRINGS	7,362,812	7,700,705	168
MANUFACTURE OF OTHER TANKS, RESERVOIRS AND CONTAINERS OF METAL	5,192,873	5,766,484	39
MANUFACTURE OF CENTRAL HEATING RADIATORS AND BOILERS	4,219,515	4,496,659	63
MANUFACTURE OF STEAM GENERATORS, EXCEPT CENTRAL HEATING HOT WATER BOILERS	3,837,180	4,371,786	9
MANUFACTURE OF STEEL DRUMS AND SIMILAR CONTAINERS	4,124,259	4,349,250	25
MANUFACTURE OF LOCKS AND HINGES	3,975,988	4,122,065	139
MANUFACTURE OF TOOLS	3,200,153	3,399,124	78
TREATMENT AND COATING OF METALS	3,237,629	3,378,998	198
MANUFACTURE OF METAL STRUCTURES AND PARTS OF STRUCTURES	2,534,073	2,704,702	2,726
MANUFACTURE OF FASTENERS AND SCREW MACHINE PRODUCTS	2,400,822	2,511,544	69
MACHINING	2,287,766	2,383,537	1,171
MANUFACTURE OF OTHER FABRICATED METAL PRODUCTS N.E.C.	1,933,868	2,041,200	469
MANUFACTURE OF DOORS AND WINDOWS OF METAL	1,295,433	1,356,629	665
MANUFACTURE OF CUTLERY	806,304	844,041	14

The total indebtedness of the companies in the Manufacture of fabricated metal products, except machinery and equipment industry was RON 9,821,480,880 versus RON 8,528,752,615 a year ago. In 2014 the industry's indebtedness totalled RON 8,912,630,368.

#### INDUSTRY'S INDEBTEDNESS BY SECTORS (RON)

SECTOR	2016	2015	2014
MANUFACTURE OF METAL STRUCTURES AND PARTS OF STRUCTURES	4,344,763,724	3,870,865,507	3,949,142,558
MACHINING	1,189,076,252	954,799,955	945,571,874
FORGING, PRESSING, STAMPING AND ROLL-FORMING OF METAL; POWDER METALLURGY	929,219,095	863,552,187	891,197,004
MANUFACTURE OF OTHER FABRICATED METAL PRODUCTS N.E.C.	537,215,441	488,196,500	490,553,731
MANUFACTURE OF WEAPONS AND AMMUNITION	526,453,343	578,568,449	575,822,878
MANUFACTURE OF WIRE PRODUCTS, CHAIN AND SPRINGS	497,273,915	408,179,749	473,204,091
MANUFACTURE OF DOORS AND WINDOWS OF METAL	485,654,756	308,615,225	429,272,115
TREATMENT AND COATING OF METALS	277,241,847	215,404,969	262,713,474
MANUFACTURE OF LOCKS AND HINGES	263,262,056	251,547,661	253,686,472
MANUFACTURE OF TOOLS	180,861,954	137,648,083	145,267,173
MANUFACTURE OF OTHER TANKS, RESERVOIRS AND CONTAINERS OF METAL	169,212,790	105,221,573	94,343,397
MANUFACTURE OF CENTRAL HEATING RADIATORS AND BOILERS	129,721,419	104,815,302	125,287,784
MANUFACTURE OF FASTENERS AND SCREW MACHINE PRODUCTS	103,468,724	93,283,589	101,906,247
MANUFACTURE OF LIGHT METAL PACKAGING	77,021,881	81,044,747	82,257,246
MANUFACTURE OF STEEL DRUMS AND SIMILAR CONTAINERS	76,713,693	41,661,301	61,078,569

MANUFACTURE OF STEAM GENERATORS, EXCEPT CENTRAL HEATING HOT WATER BOILERS	28,476,000	22,816,630	26,514,379
MANUFACTURE OF CUTLERY	5,843,990	2,531,188	4,811,376

Debt-to-assets ratio of the companies in the industry is 0.54 in 2016. It was 0.47 in 2015 and 0.55 in 2014.

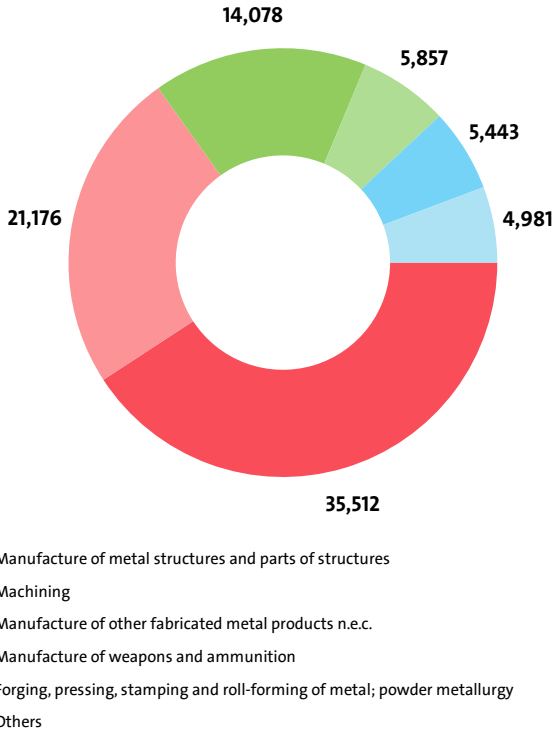
## VI. EMPLOYMENT

A total of 87,047 people were employed in the Manufacture of fabricated metal products, except machinery and equipment market at the end of 2016, compared to 85,770 in 2015 and 79,663 in 2014.

#### NUMBER OF EMPLOYEES BY INDUSTRY SECTORS

SECTOR	NUMBER	SHARE OF INDUSTRY TOTAL
MANUFACTURE OF METAL STRUCTURES AND PARTS OF STRUCTURES	35,512	40.80%
MACHINING	14,078	16.17%
MANUFACTURE OF OTHER FABRICATED METAL PRODUCTS N.E.C.	5,857	6.73%
MANUFACTURE OF WEAPONS AND AMMUNITION	5,443	6.25%
FORGING, PRESSING, STAMPING AND ROLL-FORMING OF METAL; POWDER METALLURGY	4,981	5.72%
TREATMENT AND COATING OF METALS	4,355	5.00%
MANUFACTURE OF DOORS AND WINDOWS OF METAL	4,170	4.79%
MANUFACTURE OF WIRE PRODUCTS, CHAIN AND SPRINGS	2,775	3.19%
MANUFACTURE OF LOCKS AND HINGES	2,505	2.88%
MANUFACTURE OF TOOLS	2,095	2.41%
MANUFACTURE OF CENTRAL HEATING RADIATORS AND BOILERS	1,559	1.79%
MANUFACTURE OF OTHER TANKS, RESERVOIRS AND CONTAINERS OF METAL	1,530	1.76%
MANUFACTURE OF FASTENERS AND SCREW MACHINE PRODUCTS	903	1.04%
MANUFACTURE OF STEEL DRUMS AND SIMILAR CONTAINERS	572	0.66%
MANUFACTURE OF LIGHT METAL PACKAGING	360	0.41%
MANUFACTURE OF STEAM GENERATORS, EXCEPT CENTRAL HEATING HOT WATER BOILERS	231	0.27%
MANUFACTURE OF CUTLERY	121	0.14%

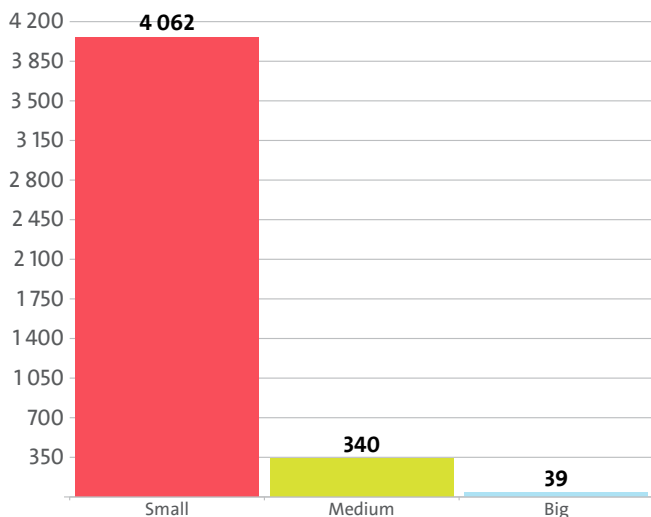
ALLOCATION OF EMPLOYEES BY INDUSTRY'S SECTORS



The analysis on companies' sizes by the number of employees, shows that 4062 firms have less than 50 employees\*, 340 have between 50 and 250 employees\* and 39 companies employ more than 250\*.

\* Companies without data in the number of employees at end of the year are not taken into consideration.

COMPANIES IN THE INDUSTRY BY SIZE IN TERMS OF NUMBER OF EMPLOYEES



The employees of the leading 10 companies when it comes to numbers make up 9.98% of the workforce in the industry in 2016.

TOP 10 FIRMS BY SHARE IN INDUSTRY'S TOTAL NUMBER OF EMPLOYEES

RANK	COMPANY	NUMBER OF EMPLOYEES	SHARE
1	FAIST MEKATRONIC SRL	1,467	1.69%
2	COMPANIA NATIONALA ROMARM S.A. BUCURESTI FILIALA SOCIETATEA UZINA MECANICA CUGIR S.A.	1,135	1.30%
3	CONFIND SRL	1,003	1.15%
4	COMPANIA NATIONALA ROMARM S.A. BUCURESTI FILIALA SOCIETATEA FABRICA DE ARME CUGIR S.A.	898	1.03%
5	SOCIETATEA "UZINA MECANICA SADU" SA FILIALA A COMPANIEI NATIONALE "ROMARM" S.A.	882	1.01%
6	EMAILUL SA	874	1.00%
7	ELDON SRL	755	0.87%
8	ASSA ABLOY ROMANIA SRL	566	0.65%
9	BEKAERT SLATINA SRL	562	0.65%
10	COMPANIA NATIONALA ROMARM S.A. FILIALA SOCIETATEA UZINA MECANICA MIJA S.A.	542	0.62%

The Manufacture of fabricated metal products, except machinery and equipment industry is the 11th largest employer in the country with 87,047 employees with the largest employer being Retail trade, except of motor vehicles and motorcycles with 437,697 and Activities of extraterritorial organisations and bodies at the bottom with 1 employees.

We expect, based on the trend in the last three years, the number of employees of the Manufacture of fabricated metal products, except machinery and equipment industry to change at a compound annual growth rate (CAGR) of 4.53% in 2017.



# Do not hesitate to contact us

We'd be glad to discuss our services or your project in detail and help you come up with a solution.

Email us at [consulting@seenews.com](mailto:consulting@seenews.com)

Call us on **+359 2 80 12 630**

Live chat available at SeeNews.com

## Disclaimer

Whilst the information contained in this industry report has been given in good faith and every effort has been made to ensure its accuracy, SeeNews cannot guarantee the accuracy of this information and hereby expressly disclaims any responsibility for error, mis-interpretation and any and all loss, disappointment, negligence or damage caused by reliance on the information contained in the industry report or any failure or alleged failure in the delivery of the Service referred to herein, or in the event of bankruptcy, liquidation or cessation of trade in any company, individual or firm referred to herein. Confirmation of the information accuracy should be sought from the establishments concerned. Unless otherwise stated, the copyrights and any other rights in all material on this site are owned by SeeNews. Use of this industry report is provided by SeeNews subject to the following Terms and Conditions:

1. Use of this industry report constitutes your acceptance of these Terms and Conditions which take effect when you first use this industry report. SeeNews reserves the right to change these terms and conditions at any time by posting changes online. You are responsible for reviewing regularly information posted online to obtain timely notice of such changes. Your continued use of the industry report after changes are posted constitutes your acceptance of this agreement.

2. Neither SeeNews nor other related parties, whilst endeavouring to provide 24/7 availability, will be held liable if for any reason the industry report is unavailable at any time.

3. Access to this industry report may be suspended temporarily or permanently and without notice.

4. Whilst SeeNews endeavours to ensure that the information on this site is correct and up-to-date, no warranty, express or implied, is given as to its accuracy and SeeNews does not accept any liability for error or omission.

5. Part of this industry report contains materials submitted to SeeNews by third parties. Third parties are responsible for ensuring that materials submitted for inclusion on this industry report complies with national and relevant international law. SeeNews can not guarantee the accuracy of this material and hereby expressly disclaims any responsibility for error, omission or inaccuracy in the

material, misinterpretation and any all loss, disappointment, negligence or damage caused by reliance on the information contained in the industry report or any failure or alleged failure in the delivery of the services referred to herein, or in the event of bankruptcy, liquidation or cessation of trade of any company, individual or firm referred to herein. Confirmation of the information accuracy should be sought from the establishments concerned or from SeeNews upon explicit request.

6. SeeNews shall not be liable for any damages (including, without limitation, damages for loss of business or loss of profits) arising in contract, tort or otherwise from the use of or inability to use this industry report, or any data contained in it, or from any action or decision taken as a result of using this industry report or any such information.

7. SeeNews accepts no responsibility for the content of any site to which a hypertext link from this industry report exists. Such links are provided for your convenience on an "as is" and "as available" basis with no warranty, express or implied, for the information provided within them.

8. If any of these terms should be determined to be illegal, invalid or otherwise unenforceable by reason of the laws of any state or country in which these terms are intended to be effective, then to the extent and within the jurisdiction in which that term is illegal, invalid or enforceable, it shall be severed and deleted from the clause concerned and the remaining terms and conditions shall remain in full force and effect and continue to be binding and enforceable.

9. By accessing and reading any part of this industry report, you should have accepted these Terms in full.

All rights reserved. Downloads and print extracts of SeeNews are allowed for personal and non-commercial use only. Re-publication or redistribution of content, including by framing, is strictly prohibited without the prior written consent of SeeNews Ltd., Sofia, Bulgaria.