

SeeNews

Business Intelligence
for Southeast Europe



Industry Report

Sports activities and amusement
and recreation activities

2016

ROMANIA

seenews.com/reports

CONTENTS

I. KEY INDICATORS

II. INTRODUCTION

III. REVENUES

IV. EXPENSES

V. PROFITABILITY

VI. EMPLOYMENT

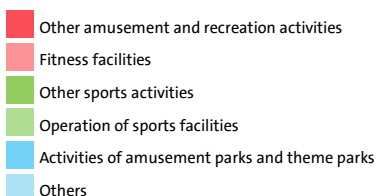
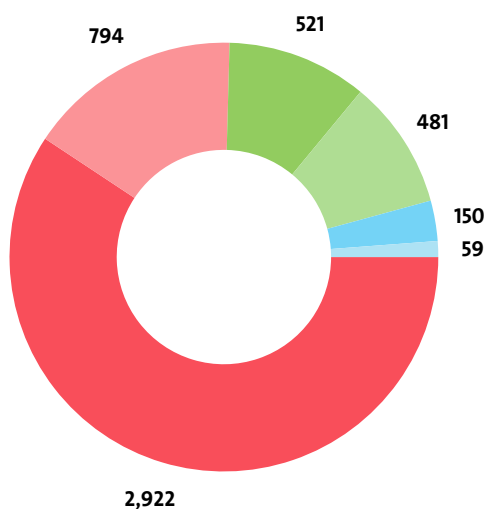
I. KEY INDICATORS

- The Sports activities and amusement and recreation activities industry in Romania was represented by 4,927 companies at the end of 2016, compared to 4,257 in the previous year and 3,455 in 2014.
- The industry's net profit amounted to RON 29,681,218 in 2016.
- The industry's total revenue was RON 1,151,785,000 in 2016, up by 17.42% compared to the previous year.
- The combined costs of the companies in the Sports activities and amusement and recreation activities industry reached RON 1,104,452,097 in 2016, up by 14.39% year-on-year.
- The industry's total revenue makes up 0.12% to the country's Gross domestic product (GDP) in 2016, compared to 0.11% for 2015 and 0.09% in 2014.
- A total of 10,227 people were employed in the Sports activities and amusement and recreation activities industry in 2016, compared to 8,928 in 2015 and 7,409 in 2014.
- Most of the companies in the industry are based in Bucharest, followed by Constanta and Iasi.

II. INTRODUCTION

In 2016 the companies in the Sports activities and amusement and recreation activities industry numbered 4,927, distributed in 6 sectors.

INDUSTRY STRUCTURE BY SECTORS AND NUMBER OF COMPANIES



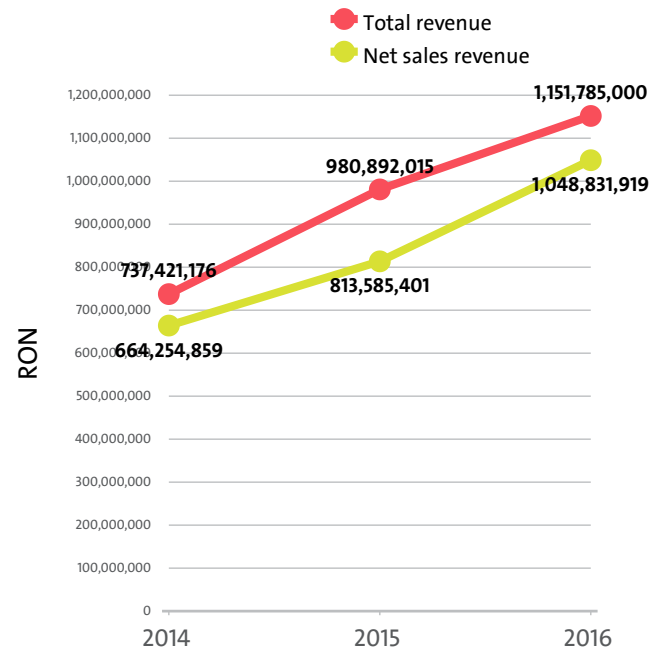
In 2015 there were a total of 4,257 companies operating in the industry. In 2014 their number totalled 3,455.

NUMBER OF COMPANIES IN SPORTS ACTIVITIES AND AMUSEMENT AND RECREATION ACTIVITIES INDUSTRY BY SECTORS

SECTOR	2016	2015	2014
OTHER AMUSEMENT AND RECREATION ACTIVITIES	2,922	2,479	1,891
FITNESS FACILITIES	794	675	557
OTHER SPORTS ACTIVITIES	521	422	387
OPERATION OF SPORTS FACILITIES	481	464	428
ACTIVITIES OF AMUSEMENT PARKS AND THEME PARKS	150	150	134
ACTIVITIES OF SPORT CLUBS	59	67	58

III. REVENUES

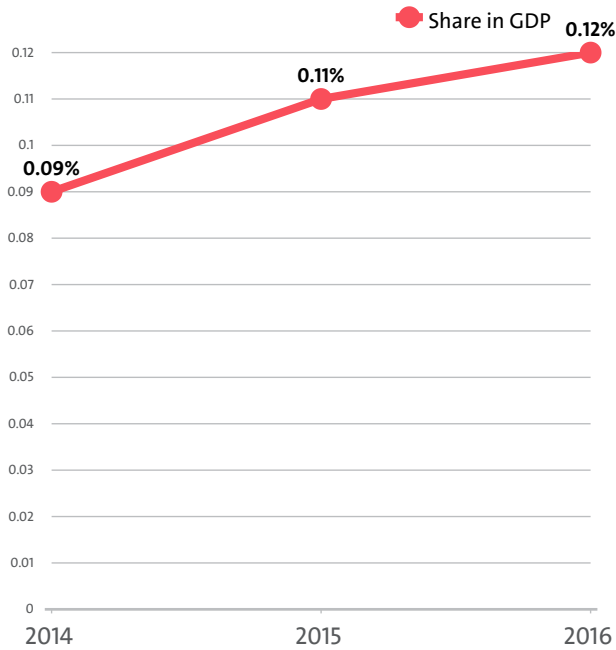
The total revenue in the industry was RON 1,151,785,000 in 2016, RON 980,892,015 in 2015 and 737,421,176 in 2014.



The companies in the Sports activities and amusement and recreation activities market of Romania earned combined net sales revenues of RON 1,048,831,919 in 2016.

In annual terms, sales marked a rise of 28.91% compared to 2015. In comparison to 2014 they grew by 57.90%. In 2015 sales increased by 22.48% year-on-year.

The Sports activities and amusement and recreation activities industry total revenue make up 0.12% to the country's GDP in 2016, compared to 0.11% for 2015 and 0.09% in 2014.

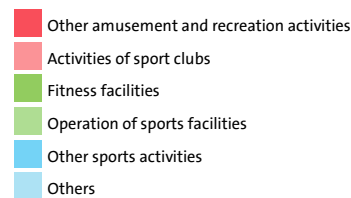
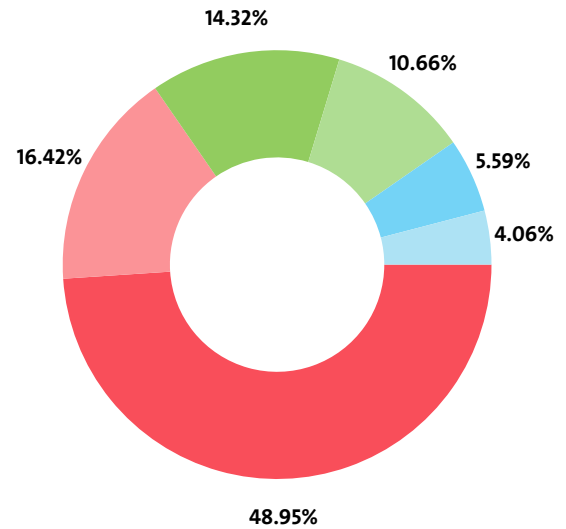


We expect, based on the trend in the last three years, the total revenue of the Sports activities and amusement and recreation activities industry to change at a compound annual growth rate (CAGR) of 24.98% in 2017.

NET SALES REVENUE BY SECTORS

RANK	SECTOR	NET SALES REVENUE (RON)
1	OTHER AMUSEMENT AND RECREATION ACTIVITIES	513,369,101
2	ACTIVITIES OF SPORT CLUBS	172,242,796
3	FITNESS FACILITIES	150,205,061
4	OPERATION OF SPORTS FACILITIES	111,852,332
5	OTHER SPORTS ACTIVITIES	58,620,213
6	ACTIVITIES OF AMUSEMENT PARKS AND THEME PARKS	42,542,416

INDUSTRY'S NET SALES REVENUE STRUCTURE BY SECTORS



The highest growth, of 63.08%, was recorded by Activities of sport clubs, while Fitness facilities registered the sharpest decline, of 11.41%.

TOP COMPANIES' REVENUE BY SECTORS

SEGMENT	COMPANY	TOTAL REVENUE (RON)	NET SALES REVENUE (RON)
OTHER AMUSEMENT AND RECREATION ACTIVITIES			
	THERME NORD BUCURESTI SRL	85,942,863	64,492,585
	EURO COMPACT ART SRL	10,084,699	9,955,791
	SINTEZA SRL	9,250,433	7,354,663
OTHER SPORTS ACTIVITIES			
	ECOXTREM CONSULTING SRL	5,534,569	5,525,703
	TENIS PROFI SRL	2,186,606	2,165,779
	5 X 5 FOTBAL SRL	2,133,791	1,518,162
ACTIVITIES OF AMUSEMENT PARKS AND THEME PARKS			
	PARK EXPERT SERVICE DTL SRL	14,294,663	13,485,913
	HCR SRL	11,286,654	9,881,144
	AQUA PARK BLUE EDEN SA	3,296,797	926,776
FITNESS FACILITIES			
	CLUB SPORT FITNESS CENTER MV SRL	15,743,126	15,675,005
	LIVING WELL SRL	14,821,953	14,784,303
	PURE HEALTH & FITNESS SRL	10,494,464	5,156,461
ACTIVITIES OF SPORT CLUBS			
	FOTBAL CLUB FCSB S.A.	114,627,464	113,340,403
	DINAMO 1948 SA	30,317,211	30,257,738
	FOTBAL CLUB VIITORUL S.A.	28,548,648	13,637,978
OPERATION OF SPORTS FACILITIES			
	CA & MB GRUP SRL	6,341,509	6,308,764
	IRMEX TRADING SRL	5,430,781	3,790,274
	RESPECT CLUB SRL	5,004,703	4,666,691

The top 10 companies in terms of total revenue in Sports activities and amusement and recreation activities accounted for 29.22% of the industry's total in 2016, 29.97% in 2015 and 37.19% in 2014.

TOP 10 COMPANIES BY TOTAL AND NET SALES REVENUE IN THE INDUSTRY

RANK	COMPANY	TOTAL REVENUE (RON)	NET SALE REVENUE (RON)
1	FOTBAL CLUB FCSB S.A.	114,627,464	113,340,403
2	THERME NORD BUCURESTI SRL	85,942,863	64,492,585
3	DINAMO 1948 SA	30,317,211	30,257,738
4	FOTBAL CLUB VIITORUL S.A.	28,548,648	13,637,978
5	CLUB SPORT FITNESS CENTER MV SRL	15,743,126	15,675,005
6	LIVING WELL SRL	14,821,953	14,784,303
7	PARK EXPERT SERVICE DTL SRL	14,294,663	13,485,913
8	HCR SRL	11,286,654	9,881,144
9	PURE HEALTH & FITNESS SRL	10,494,464	5,156,461
10	CLUB SPORTIV U CRAIOVA S.A.	10,428,613	9,852,153

The total revenues of the top 10 companies in the Sports activities and amusement and recreation activities were 0.04% of GDP in 2016, compared to 0.03% for 2015 and 0.03% in 2014.

The top 10 by assets in the Sports activities and amusement and recreation activities market made up RON 210,313,405, or 20.05% of the total net sales revenue.

TOP 10 BY TOTAL ASSETS IN THE INDUSTRY

RANK	COMPANY	RON
1	THERME NORD BUCURESTI SRL	480,772,534
2	FOTBAL CLUB FCSB S.A.	69,432,618
3	FOTBAL CLUB VIITORUL S.A.	39,612,231
4	SOLAREX SRL	35,534,489
5	TELESCHI SRL	29,470,794
6	METROPOLITAN WELLNESS SRL	29,376,544
7	SINTEZA SRL	25,497,601
8	NOVA AURORA SRL	24,648,179
9	SIBIU GOLF CLUB SRL	23,911,259
10	K & D LONDON ENTERTAINMENT SRL	22,470,116

TOP 10 COMPANIES BY TOTAL REVENUE IN THE INDUSTRY OTHER AMUSEMENT AND RECREATION ACTIVITIES WERE:

COMPANY	RON
THERME NORD BUCURESTI SRL	85,942,863
EURO COMPACT ART SRL	10,084,699
SINTEZA SRL	9,250,433
ELAINE SRL	8,514,077
SOLAREX SRL	8,042,750
AQUA PRESIDENT SRL	7,818,508
FIRESHOW SRL	7,687,229
LE CHATEAU EVENEMENTS SRL	7,337,966
AQUALAND SA	7,158,388
MOBILE EVENT SRL	6,855,441

The 10 largest companies in terms of total revenue in sector Sports activities and amusement and recreation activities earned total revenue of RON 158,692,354 and accounted for 13.78% of the industry's total revenue.

TOP 10 COMPANIES BY TOTAL REVENUE IN THE MARKET OTHER SPORTS ACTIVITIES WERE:

COMPANY	RON
ECOXTREM CONSULTING SRL	5,534,569
TENIS PROFI SRL	2,186,606
5 X 5 FOTBAL SRL	2,133,791
MEDIA PRODUCTION GROUP SRL	1,901,018
HUNTING FUN SRL	1,790,371
P.R. 4 YOU RELATII PUBLICE SRL	1,469,452
BANU SPORT SRL	1,345,852
PLANET SPORT CLUB SRL	1,237,481
SPORT FORUM SRL	1,231,939
PRODUCTIE SI COMERT "BOBO" SRL	1,179,064

The 10 largest companies in terms of total revenue in sector Sports activities and amusement and recreation activities earned total revenue of RON 20,010,143 and accounted for 1.74% of the industry's total revenue.

TOP 10 COMPANIES BY TOTAL REVENUE IN THE SECTOR ACTIVITIES OF AMUSEMENT PARKS AND THEME PARKS WERE:

COMPANY	RON
PARK EXPERT SERVICE DTL SRL	14,294,663
HCR SRL	11,286,654
AQUA PARK BLUE EDEN SA	3,296,797
KIDSTAR SERV SRL	1,880,678
MOCEA & CO SRL	1,661,036
SOLAR BUSINESS PROJECT S.R.L.	1,552,356
GEODRAG FRANCE SRL	1,170,150
FUNDULEA PROPERTIES SRL	943,618
R & V DOCTOR BIKE SRL	916,834
BIADAR IMPORT-EXPORT SRL	823,095

The 10 largest companies in terms of total revenue in sector Sports activities and amusement and recreation activities earned total revenue of RON 37,825,881 and accounted for 3.28% of the industry's total revenue.

TOP 10 COMPANIES BY TOTAL REVENUE IN THE MARKET FITNESS FACILITIES WERE:

COMPANY	RON
CLUB SPORT FITNESS CENTER MV SRL	15,743,126
LIVING WELL SRL	14,821,953
PURE HEALTH & FITNESS SRL	10,494,464
SMART FITNESS STUDIO SRL	5,537,832
PAP NEOS SRL	4,814,992
PLAFARIA SRL	3,960,282
METROPOLITAN WELLNESS SRL	3,267,877
WELLNESS PLUS SRL	3,127,307
FIT JUMPS SRL	2,289,044
WEST IT GRUP SRL	2,052,721

The 10 largest companies in terms of total revenue in sector Sports activities and amusement and recreation activities earned total revenue of RON 66,109,598 and accounted for 5.74% of the industry's total revenue.

TOP 10 COMPANIES BY TOTAL REVENUE IN THE INDUSTRY ACTIVITIES OF SPORT CLUBS WERE:

COMPANY	RON
FOTBAL CLUB FCSB S.A.	114,627,464
DINAMO 1948 SA	30,317,211
FOTBAL CLUB VIITORUL S.A.	28,548,648
CLUB SPORTIV U CRAIOVA S.A.	10,428,613
FOTBAL CLUB VOLUNTARI SA	908,539
AS CLUB SRL	700,646
PLANIFICATIO DEZVOLTARE SI ENERGIE SRL	490,010
CLUB SPORTIV METALUL RESITA S.A.	383,637
POWER TENIS CLUB SRL	349,284
OTTI'S SRL	274,104

The 10 largest companies in terms of total revenue in sector Sports activities and amusement and recreation activities earned total revenue of RON 187,028,156 and accounted for 16.24% of the industry's total revenue.

TOP 10 COMPANIES BY TOTAL REVENUE IN THE INDUSTRY OPERATION OF SPORTS FACILITIES WERE:

COMPANY	RON
CA & MB GRUP SRL	6,341,509
IRMEX TRADING SRL	5,430,781
RESPECT CLUB SRL	5,004,703
SIAL COM 2000 SRL	4,544,899
CENTRUL DE FOTBAL MOGOSOAIA SRL	4,015,872
I.C.S. SRL	3,285,175
DAIMON INTERMED 96 SRL	3,278,967
AQUALAND DEVA SRL	2,769,437
ALEX COM 94 BUCURESTI SRL	2,580,960
CERBER COM SRL	2,389,421

The 10 largest companies in terms of total revenue in sector Sports activities and amusement and recreation activities earned total revenue of RON 39,641,724 and accounted for 3.44% of the industry's total revenue.

IV. EXPENSES

The combined costs of the companies in the Sports activities and amusement and recreation activities industry reached RON 1,104,452,097 in 2016.

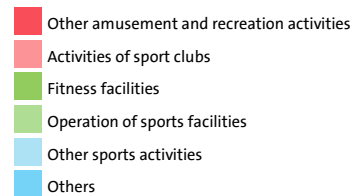
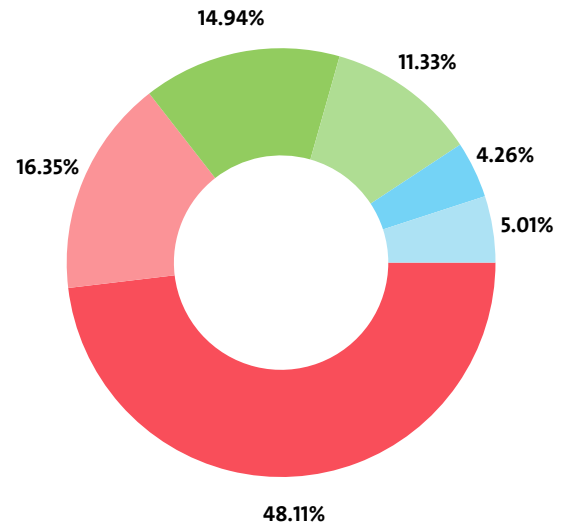
In annual terms, total expenses grew by 14.39% compared to 2015 and grew by 40.62% in comparison to 2014.

We expect, based on the trend in the last three years, the total costs of the Sports activities and amusement and recreation activities industry to change at a compound annual growth rate (CAGR) of 18.58% in 2017.

TOTAL COSTS BY SECTORS

RANK	SECTOR	TOTAL COSTS (RON)
1	OTHER AMUSEMENT AND RECREATION ACTIVITIES	531,385,651
2	ACTIVITIES OF SPORT CLUBS	180,536,681
3	FITNESS FACILITIES	165,045,755
4	OPERATION OF SPORTS FACILITIES	125,090,045
5	OTHER SPORTS ACTIVITIES	55,384,292
6	ACTIVITIES OF AMUSEMENT PARKS AND THEME PARKS	47,009,673

INDUSTRY'S TOTAL COSTS STRUCTURE BY SECTORS



Activities of amusement parks and theme parks marked the highest annual rise in total expenses, of 41.22%, while total expenses went down the most, by 20.24%, for Fitness facilities.

The biggest spenders in the industry, with costs of over 10% of industry's costs, numbered 9, including DINAMO 1948 SA, CLUB SPORT FITNESS CENTER MV SRL, FOTBAL CLUB FCSB S.A., EURO COMPACT ART SRL, THERME NORD BUCURESTI SRL. The medium spenders, or those in the 5% and 10% range count 13 and include MOBILE EVENT SRL, PURE HEALTH & FITNESS SRL, SOLAREX SRL, SMART FITNESS STUDIO SRL, AQUALAND SA. Below 5% threshold are 4,905 companies, including CROSSFIT STUDIO SRL, SHINING WORLD SRL-D, HOUSE OF PUZZLES SRL, DUAL AGENCY SRL-D, GALAXY LIGHT SRL.

Employment expenses in the Sports activities and amusement and recreation activities industry grew by 39.42% on the year to RON 253,077,333 in 2016.

The highest growth in labour costs, of 74.19%, was registered by Activities of amusement parks and theme parks, while Fitness facilities marked the sharpest fall, of 12.75%.

The monthly costs per employee in the Sports activities and amusement and recreation activities industry averaged RON 2,062 in 2016, RON 1,694 in 2015 and RON 1,343 in 2014.

EMPLOYMENT EXPENSES IN SPORTS ACTIVITIES AND AMUSEMENT AND RECREATION ACTIVITIES BY SECTORS IN 2016

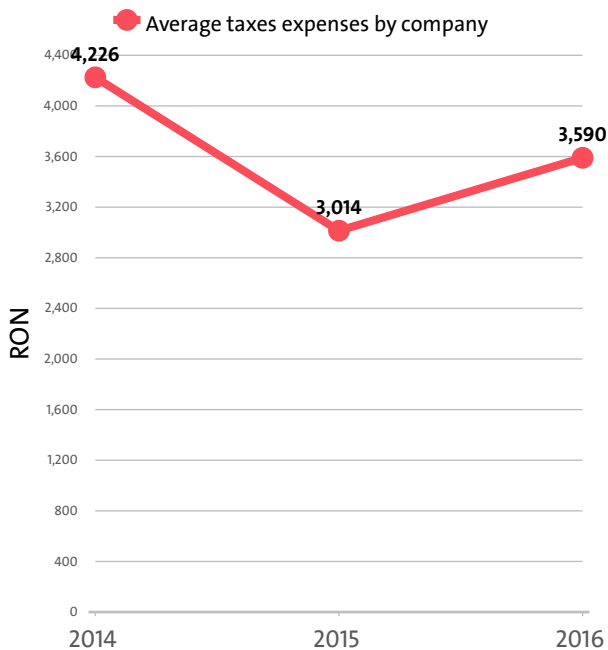
RANK	SECTOR	EMPLOYMENT EXPENSES (RON)	AVERAGE EXPENSES PER EMPLOYEE (RON)
1	OTHER AMUSEMENT AND RECREATION ACTIVITIES	99,540,784	17,919
2	ACTIVITIES OF SPORT CLUBS	77,657,650	198,106
3	FITNESS FACILITIES	32,033,849	17,476

4	OPERATION OF SPORTS FACILITIES	25,270,032	17,833
5	OTHER SPORTS ACTIVITIES	9,608,599	15,156
6	ACTIVITIES OF AMUSEMENT PARKS AND THEME PARKS	8,966,419	22,642

THE TOP 10 COMPANIES BY AVERAGE MONTHLY COSTS PER EMPLOYEE IN THE INDUSTRY

RANK	COMPANY	RON
1	FOTBAL CLUB FCSB S.A.	42,688
2	CLUB SPORTIV U CRAIOVA S.A.	25,551
3	DINAMO 1948 SA	15,455
4	GLOBAL MODELS AGENCY SRL	8,834
5	FOTBAL CLUB VIITORUL S.A.	8,023
6	CARSIN SA	6,556
7	NIKPAT SRL	6,293
8	HAPPY DISCUS SRL	6,031
9	ROUTE TOPOGANO SRL	5,294
10	LIVING WELL SRL	5,135

The industry's tax expenses stood at RON 17,692,751 in 2016. In 2015 it paid taxes of RON 12,831,573. In 2014 the industry paid RON 14,601,300 in taxes.



EXPENSES ON TAXES BY SECTORS

RANK	SECTOR	RON	Y/Y CHANGE
1	OTHER AMUSEMENT AND RECREATION ACTIVITIES	8,844,651	22.37%
2	ACTIVITIES OF SPORT CLUBS	3,923,597	3068.89%
3	FITNESS FACILITIES	1,687,753	-0.90%
4	OPERATION OF SPORTS FACILITIES	1,403,886	-6.18%
5	OTHER SPORTS ACTIVITIES	962,983	-26.84%
6	ACTIVITIES OF AMUSEMENT PARKS AND THEME PARKS	869,881	-9.81%

V. PROFITABILITY

The industry's net profit amounted to RON 29,681,218 in 2016, compared to a net profit of RON 2,456,776 in 2015 and a net loss of RON 62,575,188 in 2014.

TOP 10 COMPANIES BY HIGHEST NET PROFIT IN SPORTS ACTIVITIES AND AMUSEMENT AND RECREATION ACTIVITIES

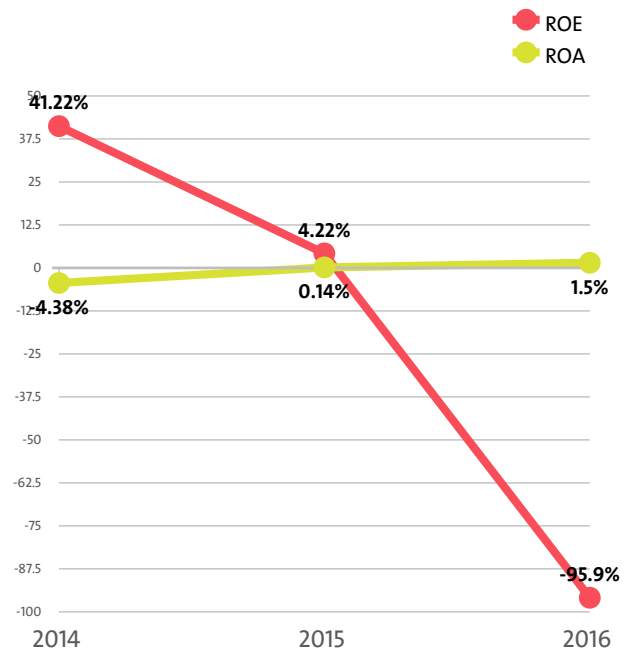
RANK	COMPANY	RON
1	FOTBAL CLUB FCSB S.A.	26,899,857
2	HCR SRL	3,276,862
3	AQUA PRESIDENT SRL	2,751,082
4	PURE HEALTH & FITNESS SRL	2,106,461
5	LE CHATEAU EVENEMENTS SRL	1,946,721
6	MP RIVERSIDE GROUP SRL	1,451,470
7	ESCAPE ROOM DESIGN SRL	1,288,545
8	TEO & CO SRL	1,251,750
9	ELAINE SRL	1,093,629
10	MOBILE EVENT SRL	1,074,385

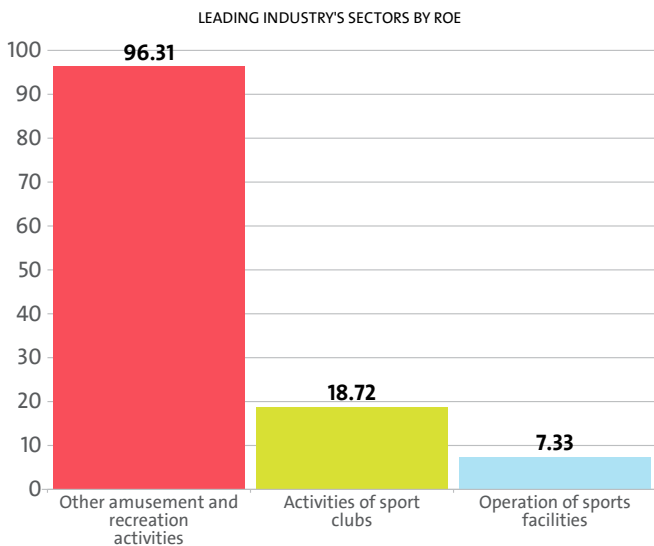
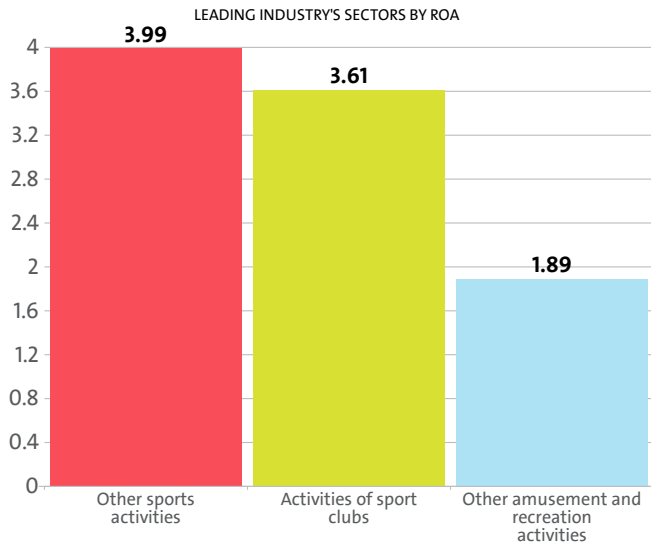
TOP COMPANIES BY HIGHEST NET LOSS IN SPORTS ACTIVITIES AND AMUSEMENT AND RECREATION ACTIVITIES

RANK	COMPANY	RON
1	THERME NORD BUCURESTI SRL	20,382,280
2	CLUB SPORTIV U CRAIOVA S.A.	14,314,469
3	FOTBAL CLUB VIITORUL S.A.	6,238,560
4	CLUB SPORT FITNESS CENTER MV SRL	3,331,418
5	PARK EXPERT SERVICE DTL SRL	2,938,920

The Sports activities and amusement and recreation activities industry's return on equity (ROE) is -95.90% compared to 4.22% in 2015 and 41.22% in 2014.

The Sports activities and amusement and recreation activities's return on assets (ROA) was 1.50%, while in 2015 it amounted to 0.14% and -4.38% in 2014.





TOP 10 COMPANIES BY HIGHEST AVERAGE NET PROFIT PER EMPLOYEE IN SPORTS ACTIVITIES AND AMUSEMENT AND RECREATION ACTIVITIES

RANK	COMPANY	RON	COMPANY HEADQUARTERS (CITY)
1	ESCAPE ROOM DESIGN SRL	1,288,545	BUCHAREST
2	ECOTREM CONSULTING SRL	964,319	BUCHAREST
3	FOTBAL CLUB FCSB S.A.	413,844	ILFOV
4	PRIM AUDIOVIDEO SRL	407,957	BIHOR
5	ANNA SUNRISE SRL	383,825	CONSTANTA
6	CLEOPATRA SUD SRL	383,512	CONSTANTA
7	AVENTURA STEAUJA DE MARE SRL	380,690	CONSTANTA
8	IZ MAMAIA SUD SRL	363,736	CONSTANTA
9	PRIAM PALAS SRL	362,589	CONSTANTA
10	MOBILE EVENT SRL	358,128	BUCHAREST

About 50.00% of the 10 leading companies in terms of net profit per employee are located in Constanta, while 30.00% are Bucharest-based and 10.00% are headquartered in Ilfov.

The average net sales revenue per employee in the Sports activities and amusement and recreation activities industry amounted to RON 102,555 in 2016, up by 12.54% compared to 2015 and up by 14.39% compared to 2014.

The Sports activities and amusement and recreation activities sector generated an average RON 112,622 in total revenue per employee. In 2015 and 2014 the figure was RON 109,867 and RON 99,530, respectively.

The average total revenue per company in the Sports activities and amusement and recreation activities industry rose to RON 233,770 in 2016 from RON 230,419 in 2015. The 2014 value was RON 213,436.

A company in the Sports activities and amusement and recreation activities sector made on average a net sales revenue of RON 212,874 in 2016, compared to RON 191,117 in 2015 and RON 192,259 in 2014.

The Sports activities and amusement and recreation activities industry made 0.09% of the overall sales country-wide, increasing its market share by 0.02 pp.

AVERAGE REVENUES PER EMPLOYEE IN SPORTS ACTIVITIES AND AMUSEMENT AND RECREATION ACTIVITIES IN 2016

SECTOR	AVERAGE NET SALES REVENUE (RON)	AVERAGE TOTAL REVENUE (RON)	NUMBER OF EMPLOYEES
OTHER AMUSEMENT AND RECREATION ACTIVITIES	92,416	101,143	5,555
OTHER SPORTS ACTIVITIES	92,461	95,749	634
ACTIVITIES OF AMUSEMENT PARKS AND THEME PARKS	107,430	123,457	396
FITNESS FACILITIES	81,945	90,698	1,833
ACTIVITIES OF SPORT CLUBS	439,395	483,916	392
OPERATION OF SPORTS FACILITIES	78,936	87,790	1,417

AVERAGE REVENUE PER COMPANY IN SPORTS ACTIVITIES AND AMUSEMENT AND RECREATION ACTIVITIES IN 2016

SECTOR	AVERAGE NET SALES REVENUE (RON)	AVERAGE TOTAL REVENUE (RON)	NUMBER OF COMPANIES
ACTIVITIES OF SPORT CLUBS	2,919,369	3,215,172	59
ACTIVITIES OF AMUSEMENT PARKS AND THEME PARKS	283,616	325,927	150
OPERATION OF SPORTS FACILITIES	232,541	258,625	481
FITNESS FACILITIES	189,175	209,382	794
OTHER AMUSEMENT AND RECREATION ACTIVITIES	175,691	192,282	2,922
OTHER SPORTS ACTIVITIES	112,515	116,516	521

The total indebtedness of the companies in the Sports activities and amusement and recreation activities industry was RON 1,856,356,415 versus RON 934,213,276 a year ago. In 2014 the industry's indebtedness totalled RON 1,410,260,274.

INDUSTRY'S INDEBTEDNESS BY SECTORS (RON)

SECTOR	2016	2015	2014
OTHER AMUSEMENT AND RECREATION ACTIVITIES	1,024,316,394	542,436,447	588,766,676
OPERATION OF SPORTS FACILITIES	283,624,316	86,509,062	248,436,688
FITNESS FACILITIES	236,748,949	162,980,033	263,081,359
ACTIVITIES OF SPORT CLUBS	115,603,465	94,586,299	140,229,351
OTHER SPORTS ACTIVITIES	105,770,411	20,270,553	102,124,592
ACTIVITIES OF AMUSEMENT PARKS AND THEME PARKS	90,292,880	27,430,882	67,621,608

Debt-to-assets ratio of the companies in the industry is 0.94 in 2016. It was 0.53 in 2015 and 0.99 in 2014.

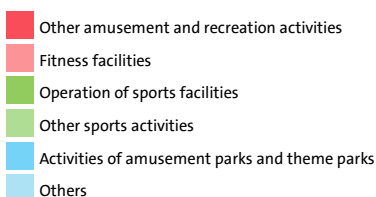
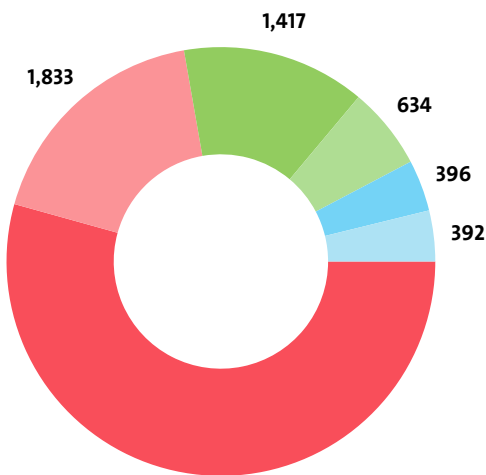
VI. EMPLOYMENT

A total of 10,227 people were employed in the Sports activities and amusement and recreation activities industry at the end of 2016, compared to 8,928 in 2015 and 7,409 in 2014.

NUMBER OF EMPLOYEES BY INDUSTRY SECTORS

SECTOR	NUMBER	SHARE OF INDUSTRY TOTAL
OTHER AMUSEMENT AND RECREATION ACTIVITIES	5,555	54.32%
FITNESS FACILITIES	1,833	17.92%
OPERATION OF SPORTS FACILITIES	1,417	13.86%
OTHER SPORTS ACTIVITIES	634	6.20%
ACTIVITIES OF AMUSEMENT PARKS AND THEME PARKS	396	3.87%
ACTIVITIES OF SPORT CLUBS	392	3.83%

ALLOCATION OF EMPLOYEES BY INDUSTRY'S SECTORS

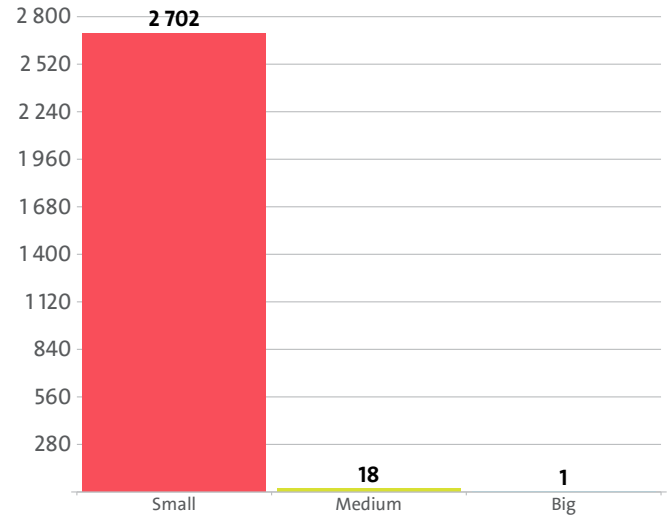


The analysis on companies' sizes by the number of employees, shows that 2702 firms have less than 50 employees*, 18 have between 50 and 250 employees* and 1

companies employ more than 250*.

* Companies without data in the number of employees at end of the year are not taken into consideration.

COMPANIES IN THE INDUSTRY BY SIZE IN TERMS OF NUMBER OF EMPLOYEES



The employees of the leading 10 companies in terms of numbers make up 12.11% of the workforce in the industry in 2016.

TOP 10 FIRMS BY SHARE IN INDUSTRY'S TOTAL NUMBER OF EMPLOYEES

RANK	COMPANY	NUMBER OF EMPLOYEES	SHARE
1	THERME NORD BUCURESTI SRL	427	4.18%
2	K & D LONDON ENTERTAINMENT SRL	196	1.92%
3	FOTBAL CLUB VIITORUL S.A.	100	0.98%
4	DINAMO 1948 SA	85	0.83%
5	IRMEX TRADING SRL	79	0.77%
6	GYMBOLAND BLUE SRL	77	0.75%
7	ELAINE SRL	72	0.70%
8	PARK EXPERT SERVICE DTL SRL	70	0.68%
9	ONLY ONE SRL	68	0.66%
10	FOTBAL CLUB FCSB S.A.	65	0.64%

The Sports activities and amusement and recreation activities industry is the 60th largest employer in the country with 10,227 employees with the largest employer being Retail trade, except of motor vehicles and motorcycles with 437,697 and Activities of extraterritorial organisations and bodies at the bottom with 1 employees.

We expect, based on the trend in the last three years, the number of employees of the Sports activities and amusement and recreation activities industry to change at a compound annual growth rate (CAGR) of 17.49% in 2017.

Do not hesitate to contact us

We'd be glad to discuss our services or your project in detail and help you come up with a solution.

Email us at consulting@seenews.com

Call us on **+359 2 80 12 630**

Live chat available at SeeNews.com

Disclaimer

Whilst the information contained in this industry report has been given in good faith and every effort has been made to ensure its accuracy, SeeNews cannot guarantee the accuracy of this information and hereby expressly disclaims any responsibility for error, mis-interpretation and any and all loss, disappointment, negligence or damage caused by reliance on the information contained in the industry report or any failure or alleged failure in the delivery of the Service referred to herein, or in the event of bankruptcy, liquidation or cessation of trade in any company, individual or firm referred to herein. Confirmation of the information accuracy should be sought from the establishments concerned. Unless otherwise stated, the copyrights and any other rights in all material on this site are owned by SeeNews. Use of this industry report is provided by SeeNews subject to the following Terms and Conditions:

1. Use of this industry report constitutes your acceptance of these Terms and Conditions which take effect when you first use this industry report. SeeNews reserves the right to change these terms and conditions at any time by posting changes online. You are responsible for reviewing regularly information posted online to obtain timely notice of such changes. Your continued use of the industry report after changes are posted constitutes your acceptance of this agreement.

2. Neither SeeNews nor other related parties, whilst endeavouring to provide 24/7 availability, will be held liable if for any reason the industry report is unavailable at any time.

3. Access to this industry report may be suspended temporarily or permanently and without notice.

4. Whilst SeeNews endeavours to ensure that the information on this site is correct and up-to-date, no warranty, express or implied, is given as to its accuracy and SeeNews does not accept any liability for error or omission.

5. Part of this industry report contains materials submitted to SeeNews by third parties. Third parties are responsible for ensuring that materials submitted for inclusion on this industry report complies with national and relevant international law. SeeNews can not guarantee the accuracy of this material and hereby expressly disclaims any responsibility for error, omission or inaccuracy in the

material, misinterpretation and any all loss, disappointment, negligence or damage caused by reliance on the information contained in the industry report or any failure or alleged failure in the delivery of the services referred to herein, or in the event of bankruptcy, liquidation or cessation of trade of any company, individual or firm referred to herein. Confirmation of the information accuracy should be sought from the establishments concerned or from SeeNews upon explicit request.

6. SeeNews shall not be liable for any damages (including, without limitation, damages for loss of business or loss of profits) arising in contract, tort or otherwise from the use of or inability to use this industry report, or any data contained in it, or from any action or decision taken as a result of using this industry report or any such information.

7. SeeNews accepts no responsibility for the content of any site to which a hypertext link from this industry report exists. Such links are provided for your convenience on an "as is" and "as available" basis with no warranty, express or implied, for the information provided within them.

8. If any of these terms should be determined to be illegal, invalid or otherwise unenforceable by reason of the laws of any state or country in which these terms are intended to be effective, then to the extent and within the jurisdiction in which that term is illegal, invalid or enforceable, it shall be severed and deleted from the clause concerned and the remaining terms and conditions shall remain in full force and effect and continue to be binding and enforceable.

9. By accessing and reading any part of this industry report, you should have accepted these Terms in full.

All rights reserved. Downloads and print extracts of SeeNews are allowed for personal and non-commercial use only. Re-publication or redistribution of content, including by framing, is strictly prohibited without the prior written consent of SeeNews Ltd., Sofia, Bulgaria.